

ARIZONA COYOTES®



18
19 **MEDIA GUIDE**



ARIZONA

STREAM ON



**ARIZONA
PLUS**

**ALL SEASON
LONG**



ARIZONA COYOTES

Club Directory 2
 Media Information 3
 Arizona Coyotes Foundation..... 4-5
 ArizonaCoyotes.com..... 6
 Gila River Arena 7

FRONT OFFICE

Ownership 11
 Executives 12-14
 Coaching Staff 15-18
 Training Staff 19-21
 Management 22-24
 Front Office Staff 25-27
 Broadcasters 28-29

THE PLAYERS

How the Team was Built/Roster Changes 33
 Player Profiles 34-85
 In the System..... 86-98
 Future Coyotes..... 99-103
 2018-19 Training Camp Roster 104-105
 2018 Entry Draft Selections..... 106
 Tucson Roadrunners/AHL 107-111
 Norfolk Admirals 112

2017-18 IN REVIEW

NHL Season Summary..... 115-117
 Coyotes Game-By-Game Results..... 118
 Scoring Summary 119
 Category Leaders..... 120
 Home & Road Scoring Breakdown..... 121
 Player Game-By-Game Stats 122-127
 Record When 128
 Miscellaneous Stats 129
 Team Highs and Lows 130-131
 Last Time the Coyotes 132
 Roster Moves 133
 Man-Games Lost to Injury 134
 Milestones 135
 Face-Off Percentage/Total Ice Time 136
 Season In Review..... 137-138
 Prospect Report 139-140
 Vs. the Divisions..... 141
 Vs. NHL Opponents 142-171

RECORDS

All-Time Team Statistics 175
 Month-By-Month Record 176
 Overtime 177-179
 Shootout 180-181
 Penalty Shots..... 182
 Hat Tricks..... 183
 Shutouts..... 184
 Highest Scoring Games 185
 Lowest Scoring Games 186
 Top Single Seasons 187
 Single Season Leaders..... 188-189
 All-Time Career Leaders 190-191
 All-Time Scoring By Points..... 192-195
 All-Time Roster 196-204
 Season-By-Season 205-242
 All-Time vs. Opponents 243-257
 Team Records 258-260
 Individual Records 261-264

HISTORY

Team History 267-272
 Logo/Uniform History..... 273-274
 Uniform Numbers..... 275-277
 Expansion Draft Selections 278
 Entry Draft Selections 278-284
 Transactions..... 285-291
 GMs & Coaches 292-293
 Captains..... 293
 Attendance..... 293
 All-Stars/Award Winners 294-296
 Hall of Fame/Olympics..... 296
 Opening Games 297
 Franchise Firsts 298
 Coyotes Firsts 299
 Ring of Honor 300-301
 Shane Doan 302

PLAYOFFS

2018 Stanley Cup Playoff Results 305
 2018 Stanley Cup Playoff Scoring & Category Leaders 306-307
 All-Time Playoff Series..... 308-311
 All-Time Playoff Scoring By Season..... 312-316
 All-Time Playoff Scoring By Points..... 317-318
 All-Time Playoff Goaltending 318
 All-Time Playoff Leaders 319
 Team Playoff Records 320-321
 Individual Playoff Records 322-323
 Franchise Playoff Firsts 324
 Coyotes Playoff Firsts 325

NHL AND GENERAL INFORMATION

NHL Directory 329
 2018-19 Key Dates..... 330
 Stanley Cup Champions..... 331
 NHL Alignment..... 332-333
 NHL Trophies and Awards 334
 Hockey Operations/Hockey Terms/Rules..... 335
 How to figure 336
 NHL On-Ice Officials 337
 Sports Medicine Glossary 338-339

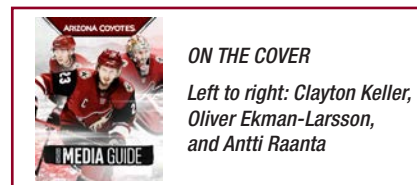
A PUBLICATION OF THE ARIZONA COYOTES HOCKEY CLUB

Executive Editors: Rich Nairn, Greg Dillard and Jeffrey Sanders

Layout: Scott Jenner

Printing: Sir Speedy Tempe

Photography: Norm Hall Photography, Getty Images,
 Hockey Hall of Fame, Arizona Republic



The information contained in this publication was compiled by the Arizona Coyotes Hockey Club and is intended only for personal or editorial use by the media and the fans. Any commercial use of this information is prohibited without the written consent of the Arizona Coyotes Hockey Club. All NHL and team logos depicted inside this publication are the property of NHL Enterprises, Inc. and the respective teams and may not be reproduced for commercial purposes without the prior written consent of NHL Enterprises, Inc.

OFFICE: Gila River Arena, 9400 W. Maryland Ave., Glendale, AZ 85305; Phone: 623-772-3200; Fax: 623-772-3201
 Tickets: 480-563-PUCK; Website: ArizonaCoyotes.com; Arena Capacity: 17,125

CLUB OFFICERS AND EXECUTIVES

Owner, Chairman & Governor	Andrew Barroway
President, CEO & Alt. Governor	Ahron Cohen
President, Hockey Operations, GM & Alt. Governor	John Chayka
Chief Financial Officer	Gregg Olson
Executive VP, Ticket Sales & Strategy	Jeff Morander
Executive VP, Corporate & Premium Seating	John Knebel
Executive VP, Communications & Broadcasting	Rich Nairn
General Counsel	Marina Carpenter
VP, Marketing	Tom Hoof
VP, Human Resources	Patty Frankenfield
VP, Ticket Sales & Service	Bill Makris
VP, Premium & Suite Sales	Grant Buckborough
VP, Corporate Partnerships	Mike Berry
Executive Director, Foundation/Director of Community Relations	Olivia Matos

HOCKEY OPERATIONS

Assistant General Manager	Steve Sullivan
Assistant General Manager, Director of Scouting	Lindsay Hofford
Head Coach	Rick Tocchet
Assistant Coach	John MacLean
Assistant Coach	Scott Allen
Assistant Coach, Video	Steve Peters
Goaltending Coach	Corey Schwab
Player Development Coach	Alex Henry
Player Development Coach	Mark Bell
Skating Coach	Lars Hepso
Coordinator, Skill Development / Assistant Director of Special Projects	Jeff Ulmer
Goaltending Development Coach	Zac Bierk
European Player Development Coach & Pro Scout	Brett Stewart
Strength & Conditioning Coach	J.P. Major
Asst. Strength & Conditioning Coach	Curt Truhe
Head Athletic Trainer/ Assistant Trainer	Dave Zenobi / Donnie Fuller
Massage Therapist	Eric Ford
Physical Therapist	Connor Ryan
Team Psychologist	Brenley Shapiro
Equipment: Head Mgr. / Mgr. / Asst. Mgrs.	Stan Wilson / Tony Silva / Jason Rudee, Denver Wilson
Director of Hockey Operations	Jake Goldberg
Director of Statistical Analysis	Brad Rossen
Data & Video Analyst	Tyler Adamson
Team Services Manager / Security	Dave Griffiths / Jim O'Neal
Executive Asst., Hockey Operations	Kara Montgomery
Asst. Director of Amateur Scouting	Jeff Twohey
Professional Scouts:	Craig Cunningham, Bryan Stewart, Ted Dent, Mike Guentzel
Scouts:	Thomas Carlsson, Max Kolu, Mike Sands, Glen Zacharias, Sergei Kuznetsov, Jim Hammett, Rick Beckfeld, Martin Bakula, Phil McRae, Ryan Fairbairn, Rick Comley
Team Internist	Dr. Robert Luberto

BROADCASTING

Director of Broadcasting	Doug Cannon
TV Play-By-Play / Analyst / Host	Matt McConnell / Tyson Nash / Todd Walsh
Radio Play-By-Play / Analyst & Ambassador / Host	Bob Heethuis / Paul Bissonnette / Luke Lapinski

COMMUNICATIONS

Sr. Director of News Content	Dave Vest
Director of Media Relations/ Coordinator	Greg Dillard/ Jeffrey Sanders

COMMUNITY RELATIONS

Community Relations / Foundation Mgrs	Britta O'Connor/ Katrina Hinsberg
Mascot Coordinator	Jeph Harris

HOCKEY DEVELOPMENT

Directory of Amateur Hockey Development	Matt Shott
Amateur Hockey Development Coordinator	Zach Izumi

PRODUCTION

Director, Production	Jon Kingstom
Video Graphics Manager	Robert Clark
Videographer/Editors /Motion Graphics Coord	Joey Post, River Demson / Courtney Orner

GAME PRESENTATION

Director of Game Presentation / Coordinator	Lamont Buford / Dave Ellsworth
---	--------------------------------

MARKETING

Director, Marketing Analytics	Ben Wang
Director, Social Media Strategy	Marissa O'Connor
Sr. Mgr., Creative & Web Services	Scott Jenner
Manager, Events & Marketing	Rachel Olish
Manager, Marketing & Creative	Jessica Isner
Business Analyst	Jeff Shepherd
Business Analytics Coordinator	Sarah Seitz

FINANCE & LEGAL

Controller	David Montgomery
Director of Financial Planning/Analysis	Craig Wolman
Accounting Coordinator	Craig Scott
Payroll Administrator	Debi Leal
Staff Accountants	Chris Shelley, Jessica Fuentes

CORPORATE SALES & SERVICE

Sr. Advisor, Business Dev. & Alumni Relations	Cale Hulse
Sr. Corporate Partnerships Service Mgr	Lindsay Foletta
Corporate Partnerships Service Mgr	Matt Carnot
Corporate Partnerships Manager	Blake Pangman
Partnership Activation Coordinators	Callie Jungemann, Melissa O'Brochta

PREMIUM & SUITE SALES

Sr. Business Development Executive	Mike Briody
Sr. Premium Seating & Suite Sales Mgrs	Matt McClelland, Dave Paris
Premium Seating & Suite Sales Mgrs	Craig Campbell, Brad Moss
Premium Services Manager	Matt Herold

TICKET SALES & SERVICE

Sr. Director, Business Development	Sam Bays
Business Development Supervisor	Josh Pitts
Business Development Account Execs	Brittany Lovro, Justin Peterson, Mason Smith, Morgan Kerlin, Devin Miller, Elizabeth Codd, Samuel Evans
Sr. Manager of Group Sales	Steve Gonzales Jr.
Sr. Group Sales Account Exec	Chris Bongo
Group Sales Account Execs	Jon Kane, Kayleigh Hill, Dan Rios, Madison Burton, Noah Rosenfeldt
Amateur Hockey Dev. & Group Sales Exec	Jon Shivener
Amateur Hockey Group Sales Account Exec	Eric Bartucca
Sr. Director, Client Services & Guest Experience	Lindsay Kray
Service & Retention Supervisor	Karalyn Katchmark
Sr. Service & Retention Account Exec	Sean Sanford
Service & Retention Account Execs	Michael Kesaris, Taylor Hatleberg
Ticket Sales Representatives	Michael Redfern, Shannen Clark, Nick Fuentes, Nick Robinson, Chris Weber, Colby Sassano, Daniel Rosenberg, Anissa Lopez, Jordan Smith, Jon Dadabo
Inside Sales Representatives	Nick Floyd, Nick McKirgan, Kyle Castro, Alex Howe, Anissa Gardner, Ben Perez, Bruce Classen, Grant Oberlin, Nick Waldron

TECHNOLOGY

IT Director / Tech / Support	Monty Low / Justin Ferguson / Michael Fryer
------------------------------	---

HUMAN RESOURCES

Front Office Administrator	Alexandra Davis
Receptionist	Ivette Servin

TICKET OPERATIONS

Ticket Operations Director	Jim Bakken
Sr. Ticket Operations Coordinators	Laura Anderson, Tyler Oberg

TUCSON ROADRUNNERS (AHL)

President / General Manager	Bob Hoffman / Steve Sullivan
Head Coach / Assistant Coaches	Jay Varady / John Slaney, Steve Potvin
Athletic Trainer / Equipment Mgr	Todd Daniels / Eric Bechtol
Strength & Conditioning Coach/Assistant Athletic Trainer	Matt Harder
Video Coach & Team Services Coord.	Brady Morgan
Asst. Equipment Mgr./Asst. Athletic Trainer	Ryan Andrus / Jordan Ellis
Radio Play-By-Play, Director of Communications and Broadcasting	Adrian Denny
Manager of Media Relations	Walt Ruff

TEAM INFORMATION

Regional Sports Network / Radio Station	FOX Sports Arizona / Arizona Sports 98.7 FM
Team Photographer	Norm Hall

MEDIA RELATIONS STAFF



Rich Nairn
EVP of Communications and
Broadcasting



Greg Dillard
Director of Media Relations



Jeffrey Sanders
Media Relations Coordinator

On behalf of the Arizona Coyotes Media Relations Department, welcome to the 2018-19 National Hockey League season. Since 1996-97, the Coyotes have produced some of the Valley's top sports stories and we expect the excitement to continue this year. As we enter our 22nd year in the Valley of the Sun, we hope to make your job covering the Coyotes as easy and as pleasant as possible. In order to help our operation run smoothly and make your jobs easier, we ask that you please follow the guidelines below:

MEDIA CREDENTIALS:

Media credentials are issued to working media only. The media entrance at Gila River Arena is Gate 1, located at the southwest corner of the arena. The media entrance and media will-call window will be open **3 hours** prior to the start of each game. All credentials are non-transferable. Any unauthorized use will subject the bearer to ejection from Gila River Arena and confiscation of the credential. All media are required to display credentials when entering the media lounge, press box and dressing room areas, and must wear their credentials throughout the game. Season media passes will be issued to established newspapers, television & radio stations, websites and magazines. Please contact Greg Dillard (greg.dillard@arizonacoyotes.com) for season media credential requests.

INDIVIDUAL GAME CREDENTIALS:

Individual game credentials should be requested through Jeffrey Sanders (jeffrey.sanders@arizonacoyotes.com) at least **24 hours** prior to game time. Pre-arranged passes must be picked up at the media entrance at Gate 1, located at the southwest corner of Gila River Arena. Credentials will be issued on an availability only basis.

PREGAME ACCESS:

NHL dressing rooms are not open prior to game time. Requests for interviews prior to the game will be accommodated upon the approval of the players and coach involved. However, NHL regulations allow for a maximum of three players per team to be made available upon request up to 90 minutes before the game. Coyotes' players will be made available from 4:30 p.m. to 5:00 p.m. for a 7:00 p.m. start. The ideal time for game day interviews is at the morning skate, held each game-day morning (10:00 a.m. or 10:30 a.m.) at the Ice Den in Scottsdale or at Gila River Arena (practice times are subject to change). Please contact any member of the media relations staff to set up a request.

POSTGAME ACCESS:

Both the Coyotes and the visitors dressing rooms will be open no later than five minutes after each game. Media will have access to the players for 30 minutes after the rooms are opened. Only working media with official credentials will be allowed into the dressing rooms. Following the player media access, Coyotes Head Coach Rick Tocchet will be available for postgame comments in the interview room, located across the hall from the Coyotes' dressing room. The NHL officials' locker room is off limits to the media. If a comment or interpretation from the game's referee or NHL supervisor is required, a pool reporter may be assigned. **ABSOLUTELY NO AUTOGRAPHS ARE ALLOWED DURING MEDIA ACCESS PERIODS.**

DAILY PRACTICES:

Coyotes' practices will be held at Gila River Arena or the Ice Den in Scottsdale. All practices are open to the media. For up-to-date information on practice times and locations, please email Greg Dillard (greg.dillard@arizonacoyotes.com) to be included on the team's practice distribution email list.

PRESS BOX ACCESS:

The Keilback Press Box at Gila River Arena is located on the west side of the building on level 7. A designated press elevator (right side) is located next to Gate 1 (media will-call) and the press lounge. Upon arrival in the press box, please review the posted seating chart for assigned seats.

BROADCAST BOOTH POSITIONS:

All broadcast positions are located in the main press box of Gila River Arena. Please review the posted seating chart for assigned booths.

GAME NOTES:

Complete sets of NHL game notes, NHL statistics and news releases will be made available in the media work room in the media lounge as well as in the press box. Game notes, stats and releases can also be found online at ArizonaCoyotes.com or NHLMedia.com. Additional materials (out-of-town scores, game summaries) will be distributed to all working media throughout the game.

FTP:

Coyotes media relations will once again provide access to video interviews with coaches and players following practices, morning skates and each game. For information on how to access the team's FTP site, contact Greg Dillard (greg.dillard@arizonacoyotes.com).

PHOTOGRAPHY:

Photo credentials will also be issued in the same manner as media credentials. Newspapers, websites and magazines on assignment may obtain passes by having the photo editor request a single-game credential. Please email Jeffrey Sanders (jeffrey.sanders@arizonacoyotes.com). Team photographer, Norm Hall, will assign photo positions on a game-by-game basis. Photographers must check in with Mr. Hall or a member of his staff in the media lounge prior to game time. All photographers must comply with space assignments and shooting regulations. Photographers must shoot from designated areas only. Should photographers require any additional information regarding equipment (i.e. strobes), please contact Norm Hall at (602) 620-1532 or NHall7@cox.net.

INTERNET/STATISTICIANS:

Media are provided with high speed internet lines and wireless internet access in the press box and media work room. Statisticians are available to assist television broadcasters by contacting Director of Broadcasting Doug Cannon (doug.cannon@arizonacoyotes.com). These services must be arranged at least **24 hours** prior to the game.

MEDIA PARKING:

The Coyotes offer media parking in the Renaissance Hotel parking garage located directly across from Gate 1 at Gila River Arena, which is located near the southwest corner of the arena. Media must enter off Maryland Ave to access the garage. Visiting media who require media parking should contact Jeffrey Sanders (jeffrey.sanders@arizonacoyotes.com).

We hope this outline of procedures and guidelines will assist you in your coverage of the Arizona Coyotes and the National Hockey League in 2018-19. Please don't hesitate to call us if you need additional assistance. We look forward to working with you again this season.

ARIZONA COYOTES FOUNDATION



Mission

The Arizona Coyotes Foundation seeks to enhance the quality of life throughout Arizona communities by supporting non-profit organizations that promote healthcare, education, sports and cultural arts programs for children and servicemen and women.

Supporting Arizona Nonprofits

Since 1996, the Arizona Coyotes Foundation (Tax ID # 86-1021459) has donated millions of dollars in the form of grants to local non-profit organizations supporting children and servicemen and women. Without these funds, some of our community's most deserving non-profits wouldn't have the opportunity to make a positive, and even life-altering impact on those they serve. Leveraging our community ties and support of the Arizona Coyotes fan base, we have helped hundreds of Arizona non-profits fulfill their missions with monetary and in-kind donations.

FUNDRAISING TO ENGAGE AND INSPIRE



Rick Tocchetti and former Coyote Ray Whitney

Events

The Foundation hosts fundraising events to engage our fans and inspire the community to give back to those in need.

The Face-Off Luncheon on October 2 kicks off the season with Arizona Coyotes players, executives and community members.

The Celebrity Golf Classic on October 31 brings players and fans together each fall to raise money for the Foundation. Businesses and community members can sponsor holes, participate in auctions and mingle among the Coyotes players.

The Street Hockey Showdown on November 4 gives youth the opportunity to play in a street hockey tournament where Coyotes players will serve as coaches.

The Celebrity Waiters Gala on January 7 puts plates in the hands of players who serve donors at a fun, festive evening with silent and live auctions to benefit the Foundation's non-profit partners.

50/50 Raffle

Giving back is part of the game. During each home game, the Foundation hosts a 50/50 raffle that funds the next grant cycle. Our 50/50 raffle is now available not only in arena, but also online and open to anyone over the age of 18 located in the state of Arizona. Tickets can be purchased throughout the entire season at www.arizonacoyotes.com/5050raffle.

In-Arena Philanthropy

Every game, at Charity Corner on the main concourse, fans have the opportunity to benefit the Foundation by buying and bid on specialty items such as authentic Coyotes signed memorabilia, specialty jerseys, mystery pucks, and more!

Scoreboard Messages/Zamboni Rides

Fans are able to donate to the Foundation by purchasing a scoreboard message or a Zamboni ride during any home game.

Change Jars

Fans are encouraged to "Help make a CHANGE in Arizona" by dropping their spare change in the numerous Arizona Coyotes Foundation change jars scattered throughout the arena. Funds collected from these jars directly benefit nonprofit grants.

Visit the ArizonaCoyotes.com/foundation for more information or to make a donation to the Arizona Coyotes Foundation.

ARIZONA COYOTES COMMUNITY RELATIONS

The Arizona Coyotes spend countless hours and resources developing partnerships with community, nonprofit and educational organizations throughout Arizona. The result is the creation of many innovative programs that benefit thousands of people in Arizona and help further extend the bounds of the team's community efforts. The great success of these programs is a result of the excellent partners we have with the Arizona community.



Christian Dvorak, Clayton Keller, Jakob Chychrun

In-Kind Donations

The Arizona Coyotes give out over 1,500 in-kind donations to valley non-profit organizations throughout the year to support fundraising initiatives. These donations help raise over \$150,000 for Arizona's non-profits.

Howler and Paw Patrol

Our favorite furry desert hockey ambassador, Howler, and the Paw Patrol ladies entertain fans throughout the Valley, making over 500 community appearances a year for everything from hospital visits to charitable walks to school assemblies.

Tickets for Kids/Service Men and Women

The Coyotes organization, players, individuals and corporate partners sponsor children from non-profit organizations and service men and women, including veterans, to a Coyotes game. Due to this generosity, more than 10,000 individuals have an opportunity to attend a Coyotes game each season.

Ticket Assist Program

Season ticket holders can donate their tickets when they are unable to attend a game or funds to purchase tickets. These tickets are then distributed to local non-profit organizations throughout Arizona with the Tickets for Kids/Service Men and Women Program.

Future Goals Program

Future Goals is an online learning initiative that uses the fast-paced, exciting game of hockey as a learning vehicle for students to understand the real-world application of key science, technology, engineering, and math (STEM) subject matters. The program also introduces students to significant future career opportunities that exist in STEM-related fields. Program, training and usage is all FREE to teachers/schools. Over the last four years, over 50,000 students have benefitted from the curriculum!

Coyotes Reading Program

The Arizona Coyotes are committed to improving literacy in the state of Arizona by offering an incentives-based reading program to local teachers at no cost. The Coyotes Reading Program supports existing reading curriculum in grades 2-4 by encouraging students to increase the minutes they spend reading both in school and at home while receiving Coyotes prizes for their accomplishments. Over 6,000 students will participate in this years' program.

Coyotes Speakers Bureau

The Arizona Coyotes offer local organizations and schools to request a speaker from our staff, management, and alumni for special events. We are dedicated to sharing our knowledge and specialties to those in the community interested in learning more.

Howler's Kids Club

Provides a special opportunity for our young fans to interact with Howler and the Coyotes on a more intimate level. Kids receive special merchandise, access to exclusive Kids Club events, special ticket deals and memories to last a lifetime.

Volunteering and Hospital Visits

Arizona Coyotes players, coaches, management and staff visit local non-profits and children's hospitals throughout the year to support the specific organizational needs. Whether it's packing boxes, serving food, or brightening the day of kids during their hospital stay, the Coyotes organization is always willing to lend a hand.

Player Programs

Arizona Coyotes players support local non-profits through multiple different channels based on their personal passions and connections to causes. Throughout the year, players may host events, guests to games, appear at events, donate time/finances, among many other activities. Players are dedicated to giving back to our fans and community.

Visit the [ArizonaCoyotes.com](https://www.arizonacoyotes.com) Community Section for more information on Arizona Coyotes Community Relations

ARIZONA COYOTES HOCKEY DEVELOPMENT PROGRAM (AZCHDP)



The AZCHDP helps young individuals develop as athletes, leaders and members of the community through various ice, roller, and street hockey programs that emphasizes excellence, commitment, discipline, teamwork, and sportsmanship. The goal is to give every participant (coach, player, and parent) the opportunity to improve their knowledge of hockey and experience the enjoyment the game provides. With hockey emerging as a warm weather sport, the Arizona Coyotes have developed several avenues for fans to participate in the sport and experience hockey through hands-on interaction. For more information on the Coyotes Amateur Hockey initiatives, visit <https://youth.arizonacoyotes.com/>

Little Howlers Program

The Little Howlers Program is an on-ice youth hockey program hosted in cooperation with the NHL, NHLPA, CCM and Pure Hockey. The program consists of six one-hour sessions designed to provide kids ages 5-9 a risk-free introduction to the sport of hockey. For a \$150 each participant receives a set of head to toe equipment, which includes a pair of skates, and a jersey, all of which the player gets to keep after their experience is complete, plus a Howlers Kids Club membership and voucher to a future Coyotes game. For more information or to register for an upcoming clinic, visit <https://learntoplay.nhl.com/coyotes>.

Coyotes Raise the Pack PE Curriculum

The Arizona Coyotes developed a PE Curriculum for Street Hockey to be donated, along with sticks, nets, balls and pinnies, to over 300 schools around Arizona. This curriculum is 6 days long and designed for grades 3-6, but also has sections

for grades K-3 and grade 7&8. The lesson plans incorporate basic hockey skills and gradually add more challenging drills to keep kids engaged and get more experience. Teachers are provided with a curriculum book plus a Howler thumb drive with videos of drills. Kids will receive a digital hockey workbook with activities and offers from the Coyotes.

Small Frys Girls Hockey Program

In collaboration with Chandler-born Olympic Silver Medalist, Lyndsey Fry, the Coyotes have created "Small Frys" which is a development program for girls just graduating Little Howlers. The program is a 20-week summer program broken into three sections, called "strides", that focus on skill development, team play strategies and finishes with a cross ice mini-season. Included in Small Frys is the All HERS (Hockey Equipment Replacement System) gear exchange that allows the girls to trade in their old equipment for brand new gear at no cost. Included is a graduation and offers to continue with the Arizona Kachinas Girls Hockey program. For more information visit <https://youth.arizonacoyotes.com/smallfrys>

Part of the Pack Rink Partnership

For the first time in Coyotes History, the team has embarked on a city-wide partnership with six local hockey rinks in the Phoenix area. Each rink is provided various marketing items, such as dasher boards, banners, house league jerseys, etc, all branded with the Coyotes Logo in order to signify a pack mentality with anything associated with youth hockey. Other benefits include special player visits, hockey clinics, and web-site sponsorships. To learn which local rink is near you, please visit <https://youth.arizonacoyotes.com/rinks>.

Arizona Coyotes Mobile Tour

The Arizona Coyotes Mobile Tour is a fun and exciting mobile rink set-up that brings the joy of hockey to events around the state. Included is a mini street hockey rink underneath two giant tents that will keep out the Arizona heat. Kids can also participate in our ESports Section where you can play against other Coyotes fans in NHL '19 while you wait to get back in the rink! After players have shown off their skill, they can head over and get their picture taken and be turned into an official Arizona Coyotes trading card! Ticket information and Enter to Win contests are also included at the Mobile Tour.



The Coyotes provide exclusive and comprehensive coverage of the team on a daily basis via our team’s official website - ArizonaCoyotes.com.

GAME DAY COVERAGE

Starting with the morning skate and continuing through the postgame interviews, arizonacoyotes.com provides fans with extensive team coverage on game days. Each game day, written and video previews are posted to the web site. A written recap is posted shortly after games, as are game highlights, a photo gallery, stats, video interviews with players and coaches and more.

OFF-DAY COVERAGE

On days when the Coyotes do not play games, arizonacoyotes.com provides written and video features, plus news and notes from off-day practices.

MULTIMEDIA

Visitors to arizonacoyotes.com can watch and/or listen to video and audio interviews with Coyotes players and coaches before and after games. All news conferences and team events within the community are featured in widescreen video format. Arizonacoyotes.com also lets fans listen to live broadcasts of all Coyotes games.

E-NEWS

Be the first to know about breaking Coyotes news regarding player signings, trades, and ticket specials by signing up for the team’s free E-newsletter.

TEAM

Get the latest news on all of your favorite Coyotes players and coaches. View in-depth bios, as well as the Future Coyotes section, which provides up-to-date information on prospects.

NEWS

Check this section for archived news releases, stories, features and game recaps.

SCHEDULE

Results from every game and the team’s upcoming schedule are available at this section of the site. This section also features the Gila River Arena events calendar.

STATS

At arizonacoyotes.com, fans will find complete player, team and League statistics and standings.

TICKETS AND PROMOTIONS

Avoid ticket lines by purchasing tickets online. Also, don’t forget to check out the 2018-19 promotions schedule.

BLOGS

Players, broadcasters and website staff members contribute blog entries on a regular basis to keep fans updated on what’s going on behind the scenes.

FAN ZONE

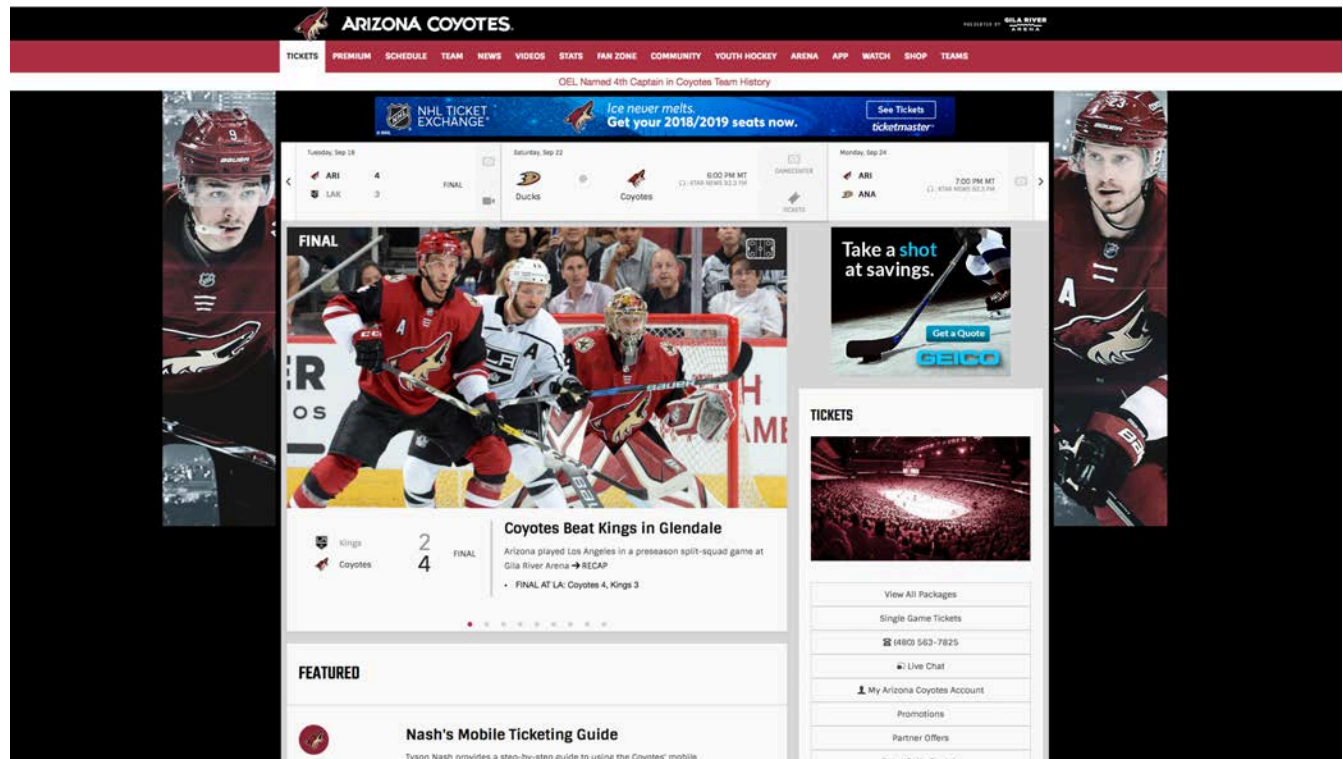
This interactive area allows fans to view photo galleries and download fun and interactive programs.

COMMUNITY

Keep up with all of the Coyotes events and player appearances as well as information about the Arizona Coyotes Foundation.

HOCKEY PROGRAMS

Fans can learn about hockey programs across the Valley including a complete listing of Arizona Hockey Associations and area rinks. Fans can also sign up for one of the adult or youth hockey clinics offered.



GILA RIVER ARENA

Gila River Arena, Arizona's Premiere Sports & Entertainment Center, is a state-of-the-art, multi-purpose facility located at Loop 101 and Glendale Avenue. The arena anchors the 223-acre, \$1 billion development Westgate Entertainment District, the "crown jewel" of sports and entertainment complexes. The Coyotes, the Gila River Indian Community and Gila River Casinos agreed to terms on a nine-year partnership agreement that includes the naming rights for the venue. This is the first federally recognized Tribal naming rights deal with a sports venue that houses one of four major professional sports leagues in the country.

Owned by the City of Glendale, managed by AEG Facilities, Gila River Arena is home to the National Hockey League's (NHL) Arizona Coyotes and a multitude of spectacular entertainment events annually. With two separate concourses on two seating levels, Gila River Arena's open concourses are fan-friendly and provide fans with an open view of the ice. The Arena also features an intimate seating bowl that has all the modern amenities. The venue seats 17,125 for Coyotes games and both seating levels have been strategically situated to create great hockey sightlines.

There are 87 luxury suites in Gila River Arena, including two tower suites and 12 party suites that can accommodate large groups of up to 50 people. In addition, the Suite Level Club (located on the club suites level) consists of 400 upscale seats with unique club and dining opportunities. BMW Lounge is an upscale private club, open exclusively to season ticket holders. The Lounge is located directly behind the Coyotes and visiting team player benches, offering fans unique views of both the Coyotes and visiting team players as they enter and exit the ice.

Arena Management recently recognized an essential need for our guests that are new mothers, and addressed it with a new state-of-the-art Nursing Room. Gila River Arena Mothers Nursing Room is a private and comfortable area open to moms and babies for breastfeeding during all events. The room is completely furnished with a glider, changing table, toddlers table, night stand, floor lamp and television. The room is on the main concourse at sections 105-106, conveniently located next to the First Aid station in case of any issues.

Levy Restaurants and the Coyotes continue to elevate the fan experience year-to-year, evolving menus and leveraging the latest technology and guest insights to create a dining experience to match the excitement on the ice.

Fanatics Retail Group continues to manage the team's retail store, the Coyotes Den at Gila River Arena. Fanatics, the leading online retailer of officially licensed sports merchandise, offers the largest selection of team merchandise found anywhere along with advanced e-commerce and fulfillment solutions for hundreds of professional teams and colleges, leagues, conferences and media sites. The Coyotes Den at Gila River Arena is open seven days a week.

Fanatics will feature concourse retail locations at Gate 2 featuring custom-made jerseys, in addition to a newly renovated Coyotes Den at Gate 4 which will offer custom-made jerseys, apparel, headwear and an array other items for Coyotes fans. Fanatics will also have two stores located on the club suite level near each entrance to Suite Level Club as well as two stores located on the east and west sides of center ice on the upper level concourse. Inside the stores and retail locations, fans will notice a wider variety and more options to purchase Coyotes gear in arena.

The building opened on December 26, 2003 with the Arizona Sting's inaugural National Lacrosse League (NLL) game. The following night, December 27, the Coyotes hosted the Nashville Predators in front of a standing-room only crowd of 19,052 for the inaugural NHL game at Gila River Arena. The arena has also hosted five NHL Playoff series, including the 2012 Western Conference Final.

The venue has hosted major acts and numerous sell-outs such as U2, Elton John, The Rolling Stones, Paul McCartney, Bruce Springsteen, Kenny Chesney, Motley Crue, Justin Timberlake, Katy Perry, Taylor Swift and the Eagles. Many more A-list acts and major up-and-coming artists have played the venue including Ed Sheeran, Justin Bieber, Marc Anthony, Aerosmith, Bon Jovi, Madonna, Red Hot Chili Peppers, Sam Smith, Barry Manilow, Bob Seger, and Coldplay.

Gila River Arena has also hosted a variety of live entertainment in recent years including Travis Pastrana's Nitro Circus Live, Smuckers Stars on Ice, Street League Skateboarding, Nuclear Cowboyz, Professional Bull Riding (PBR), Boxing, and Rage in the Cage. The arena has brought a number of family oriented shows to Glendale including the likes of Radio City Christmas Spectacular, Trans-Siberian Orchestra, Sesame Street Live!, the Harlem Globetrotters and Cirque du Soleil.

Every February, Gila River Arena comes alive with "February Frenzy", the Arizona Interscholastic Association's (AIA) high-school tournaments and state championship for basketball.

GILA RIVER ARENA FAST FACTS

- Fastest built arena of its kind in the United States (18 months)
- Over 20,000 people were involved in the construction process with a grand total of 1.5 million man-hours. At the peak of construction, 840 people worked on site at one time.
- 47,000 yards of concrete
- 5,000 tons of steel to reinforce the concrete structure
- 1,600 tons of steel support the roof which covers 187,000 square feet (4.3 acres)
- Steel in roof weighs 5 million pounds
- Roof covers 4 acres and supports 187,000 feet of insulated roofing
- 31,000 square feet of exterior glass
- 30 miles of piping systems
- 220 miles of wiring
- 41,000 lineal feet of storm drain piping
- 300,000 square feet of sidewalk was created
- 2,400 tons of air conditioning
- 10,000 gallons of water is used to create the ice sheet for hockey/figure skating

CONSTRUCTION	Began on June 17, 2002
COMPLETION	December 2003, 18 months of construction
OPENING DATE	December 26, 2003 – Arizona Sting vs. Vancouver Ravens
OPENING HOCKEY	December 27, 2003 – Phoenix Coyotes vs. Nashville Predators
OPENING CONCERT	February 12, 2004 – Bette Midler
COST	\$220 million
ARCHITECTS	HOK
CONTRACTOR	Perini Construction
OWNER	City of Glendale
MANAGEMENT	AEG Facilities
SIZE	Located on 223 acres, the arena complex is 612,900 square feet and built 90 feet underground
LOCATION	9400 West Maryland Avenue Glendale Avenue, Arizona 85305
SEATING	Seating capacity for hockey – 17,125 with a maximum of 20,000
PARKING	7,000 parking spaces on site around the arena
LUXURY SUITES	87 suites located on two mid-level concourses, each accommodates up to 20 guests
PUBLIC ENTRANCES	Five entrances, located at Gate 1 (southwest), Gate 2 (west), Gate 4 (north), Gate 6 (east) and Gate 7 (southeast).
MEDIA ENTRANCE	Media parking for Coyotes games at Gila River Arena is available in the Renaissance Parking Garage (levels 2 & 3) directly across from Gate 1 near the southwest corner of the arena. Show your media credential or station/newspaper identification for access.



FRONT OFFICE





Andrew Barroway
Owner, Chairman and Governor

Andrew Barroway became the sole owner of the Arizona Coyotes in June of 2017.

He was previously the Majority Owner, Chairman and Governor of the Coyotes since December 31, 2014.

Mr. Barroway is the Managing Partner of Merion Investment Management LP, an event driven hedge fund that currently manages more than \$1 Billion. Merion was founded in January 2009. Barroway graduated from the University of Pennsylvania Law School in 1991.





Ahron Cohen
President, CEO and Alternate Governor

Ahron serves as the President, Chief Executive Officer and Alternate Governor for the Arizona Coyotes Hockey Club and its related entities. As President and CEO, Cohen oversees all business and legal operations, organizational strategic planning, government relations, company culture, community engagement strategy and special alternative investment initiatives. He also serves as the NHL liaison for significant organizational matters. Prior to being named President & CEO in July of 2018, Cohen served as the team's Chief Operating Officer and Chief Legal Officer. He joined the club in August of 2015. In 2016, Cohen spearheaded the purchase, relocation, long-term lease negotiations and organizational creation of the Tucson Roadrunners AHL franchise.

Prior to joining the Coyotes, Ahron practiced as a corporate attorney at Snell & Wilmer L.L.P. in its Phoenix office. While at Snell, he served as outside legal counsel to the 2015 Arizona Super Bowl Host Committee. Before that, he was a legal and business affairs intern with the Minnesota Vikings franchise.

Ahron attended law school at the Sandra Day O'Connor College of Law at Arizona State University where he served as an Editor of the Arizona State Law Journal, graduated Magna Cum Laude and Order of the Coif, and received the Pro Bono Award with Distinction for his contributions to the Phoenix community. Prior to law school, Cohen attended Bowdoin College where he played running back for the Polar Bears' football team and was one of fifty college football players to be named as an All-American by the National Strength and Conditioning Association.

In 2018, Cohen was awarded the Alumni Achievement Award from ASU Law School. In 2017, he was named one of ASU Law Schools "50 Stars" in the school's history. Also in 2017, he was awarded the "Up-and-Comer Award" by the Association of Corporate Counsel as the year's top up-and-coming in-house counsel in Arizona.

Cohen is significantly involved in the greater Phoenix business and philanthropic communities, serving as a Board member for the Arizona Coyotes Foundation, Greater Phoenix Leadership, the Big Brothers Big Sisters of Central Arizona Advisory Board, the Greater Phoenix Economic Council, the ASU Sports Law & Business Advisory Board, the Arizona Sports & Entertainment Commission, the ASU Walter Cronkite School of Journalism and Mass Communication Endowment Board and the ASU Law School Alumni Board. He has also been involved with the Arizona chapter of the Anti-Defamation League and the Phoenix Committee on Foreign Relations. He is an active member of the State Bar of Arizona.

Ahron and his wife, Dana, and son, Carson, reside in Phoenix.





John Chayka

President of Hockey Operations, General Manager & Alternate Governor

John Chayka is in his third season with the Coyotes as General Manager and was promoted to President of Hockey Operations on July 12, 2017. He was named General Manager on May 5, 2016. At 26-years old, he became the youngest general manager in NHL and North American major sports history.

Chayka joined the Coyotes prior to the 2015-16 season as Assistant General Manager, Analytics. He was involved in all areas of hockey operations including NHL, minor league and amateur player evaluation as well as player development and coaching support.

Prior to joining the Coyotes, he co-founded and served as Director of Hockey Operations at Stathletes Inc. since 2009. Stathletes is a hockey analytics firm that tracks data through an intensive video analysis process and breaks down the game to provide objective insight into player and team performance tendencies.

The now 29-year-old native of Jordan Station, Ontario earned his bachelor's degree in business administration from the Richard Ivey School of Business at the University of Western Ontario in 2014. Chayka was drafted to the Ontario Hockey League but committed to going to college instead. He played Junior "A" hockey in Canada and was a top scorer in the Maritime Junior "A" League. He also played briefly in the BCHL before suffering a career ending injury.

John currently resides in Scottsdale with his wife, Kathryn, and daughter, Capri.





Steve Sullivan
Assistant General Manager

Steve Sullivan enters his second season as the team's Assistant General Manager. He was promoted to the position on May 18, 2017. In his role, Sullivan also serves as General Manager of the Tucson Roadrunners, the team's American Hockey League (AHL) affiliate, in addition to overseeing the Coyotes' amateur player development staff.

Sullivan, 44, joined the Coyotes hockey operations department on September 8, 2014 as the team's Development Coach. On May 26, 2016, he was promoted to Director of Player Development.

Sullivan joined the organization after a 16-year NHL career that included stints with the New Jersey Devils, Toronto Maple Leafs, Chicago Blackhawks, Nashville Predators, Pittsburgh Penguins and Coyotes.

The Timmins, Ontario native totaled 290-457-747 in 1,011 career NHL games. He also recorded 9-14-23 in 50 career Stanley Cup Playoff games. Sullivan collected 5-7-12 in 33 contests with the Coyotes in 2012-13, and appeared in his 1,000th career NHL game on March 28, 2013 against Nashville.

In 2009, Sullivan was the recipient of the Bill Masterton Trophy, which is awarded each year to the National Hockey League player who best exemplifies the qualities of perseverance, sportsmanship and dedication to hockey. Sullivan became the first player in Predators history to win an NHL award.

Steve and his wife, Kristen, have four children, Aidyn, Garner, Drake and Karlisle.



Lindsay Hofford
Assistant General Manager-Director of Scouting

Lindsay Hofford is in his first season as the Coyotes' Assistant General Manager-Director of Scouting.

The 55-year-old Hofford joins the Coyotes with over 25 years of coaching and professional scouting experience. He is the Founder & CEO of Pro Hockey Development Group, which was established in 1992. Pro Hockey Development specializes in hockey development for players of all ages.

The Woodridge, Ontario native has also served as Director of Hockey at the Hill Academy in Vaughan, Ontario. He worked as an amateur scout for the Toronto Maple Leafs since 2015 and as a consultant for the London Knights.

Hofford also coached for six years in the CHL with the Knights and Lethbridge Hurricanes. Over 100 current or former NHL players including Rick Nash, Brent Seabrook, Corey Perry, Kris Vesteeg have played or trained with Hofford.

He graduated with political science and sociology degrees from the University of Guelph.

PRO & AMATEUR SCOUTS



Craig Cunningham
Pro Scout



Bryan Stewart
Pro Scout



Ted Dent
Pro Scout



Mike Guentzel
Pro Scout



Jeff Twohey
Amateur Scout



Thomas Carlsson
Amateur Scout



Max Kolu
Amateur Scout



Mike Sands
Amateur Scout



Glen Zacharias
Amateur Scout



Sergei Kuznetsov
Amateur Scout



Jim Hammett
Amateur Scout



Rick Beckfeld
Amateur Scout



Martin Bakula
Amateur Scout



Phil McRae
Amateur Scout



Ryan Fairbairn
Amateur Scout



Rick Comley
Amateur Scout



Rick Tocchet

Head Coach

Rick Tocchet enters his second season as Coyotes Head Coach. He was named the 18th Head Coach in Coyotes/Jets franchise history on July 11, 2017.

Tocchet, 54, joined the Coyotes following three seasons and back-to-back Stanley Cup championships as an Assistant Coach with the Pittsburgh Penguins. Tocchet joined Pittsburgh on June 25, 2014 and helped the Penguins become the first team since the 1997 and 1998 Detroit Red Wings to win consecutive Stanley Cup titles.

The Scarborough, Ontario native began his coaching career as an Assistant with the Colorado Avalanche from 2002-04. Tocchet spent one season as an Assistant with the Coyotes in 2005-06 before joining the Tampa Bay Lightning as an Assistant Coach in 2008. He was named interim head coach of the Lightning on Nov. 14 and later Head Coach following the 2008-09 season. Tocchet served as Tampa Bay's Head Coach for two seasons (2008-10).

The former winger played 18 NHL seasons including parts of three seasons with the Coyotes (1997-00). Tocchet totaled 64-66-130 and 371 penalty minutes (PIM) in 213 games with Phoenix. He finished second on the team with 26 goals in both 1997-98 and 1998-99.

The four-time NHL All-Star won the Stanley Cup with the Penguins in 1992 and played in the 1987 Stanley Cup Final with the Philadelphia Flyers. Tocchet totaled 440-512-952 and 2,972 PIM in 1,144 career NHL games with the Flyers, Penguins, Coyotes, Los Angeles Kings, Boston Bruins and Washington Capitals. His best season came in 1992-93 when he played alongside Mario Lemieux and totaled 48-61-109 and 252 PIM. Tocchet is one of just three players in League history to record 400-plus goals and 2,500 PIM while he also registered five 30-plus goal seasons and three seasons with 40-plus goals. He was originally drafted by the Flyers in the sixth round (125th overall) in the 1983 NHL Draft.

Tocchet also represented Canada on multiple occasions including the 1990 and 1991 World Championships while winning Canada Cup titles in 1987 and 1991.





John MacLean Assistant Coach

John MacLean enters his second season as an Assistant Coach with the Coyotes.

The 53-year-old native of Oshawa, Ontario, previously served as an Assistant Coach with the Carolina Hurricanes from 2011-14. He spent eight seasons as a coach in the New Jersey Devils organization, including seven years as an Assistant Coach.

MacLean won a Stanley Cup with the Devils as an Assistant Coach in 2003. He also served as Head Coach of the Lowell Devils of the American Hockey League (AHL) in 2009-10, leading the Devils' affiliate to its best-ever record and first-ever playoff berth. He was named as the Head Coach for the New Jersey Devils prior to the 2010-11 season.

MacLean also worked as an analyst on NHL Network (2015-17) and previously was an analyst for MSG Network, including pre-and post-game coverage of the Devils.

Drafted by New Jersey sixth overall in the 1983 NHL Entry Draft, MacLean played 18 NHL seasons with the Devils, San Jose Sharks, New York Rangers and Dallas Stars, collecting 413 goals, 429 assists, 842 points and 1,328 penalty minutes in 1,194 career NHL games.

A two-time NHL All-Star (1989, 1991), MacLean won the Stanley Cup with the Devils in 1995. He registered 35-48-83 and 152 penalty minutes in 104 career Stanley Cup playoff games.



Scott Allen Assistant Coach

Scott Allen begins his second season as an Assistant Coach with Arizona and his 23rd year in professional coaching in 2018-19. He joined the organization on July 26, 2017 after serving as an Assistant Coach with the Florida Panthers in 2016-17.

Allen spent three seasons in the Panthers organization, serving as Head Coach of Florida's American Hockey League affiliate, the Portland Pirates in 2015-16 as well as an Assistant Coach with San Antonio (AHL) in 2014-15.

The 52-year-old native of New Bedford, Mass., has previously served as a Head Coach or Assistant Coach with the Johnstown Chiefs (ECHL) from 1996-2002; the San Antonio Rampage (AHL) from 2002-04; the Lowell Lock Monsters (AHL) in 2004-05; the Omaha Ak-Sar-Ben Knights (AHL) from 2005-07 and the Quad City Flames (AHL) from 2007-09, before being hired as an Assistant Coach with the New York Islanders (2009-12).

Following his time in New York, Allen joined the St. Louis Blues organization, where he was an Assistant Coach for the Blues' AHL affiliates, the Peoria Rivermen (2012-13) and the Chicago Wolves (2013-14). Allen returned to San Antonio for the 2014-15 season.

During his 10-year professional playing career, Allen competed in the All-American Hockey League, Atlantic Coast Hockey League, Colonial Hockey League, Central Hockey League and the East Coast Hockey League. During the 1988-89 campaign, Allen won the first of his personal back-to-back ECHL titles, first with the Carolina Thunderbirds in 1989 and the following year, 1990, as a member of the Greensboro Monarchs.



Corey Schwab Goaltending Coach

Corey Schwab enters his fourth season with the organization and his second as the Coyotes' NHL Goaltending Coach.

In 2017-18, Schwab helped Antti Raanta end the season with the second-highest save percentage (SV%) (.930) and the second-lowest goals against average (GAA) (tied-2.24) in the NHL. Raanta was twice named as one of the NHL's Stars of the Week. He ranked among the franchise single season leaders in both SV% (tied-first) and GAA (third).

Schwab previously oversaw all the Coyotes' minor league goaltenders at the AHL, ECHL and amateur levels and assisted in goalie evaluations.

The 47-year-old Schwab spent eight seasons with the San Jose Sharks organization as a Goaltending Development Coach where he oversaw the goaltending coaching duties for Sharks prospects. The North Battleford, Saskatchewan native also spent three seasons (2005-08) as Associate Goaltending Coach and Scout for the Tampa Bay Lightning.

Schwab played eight NHL seasons and registered a 42-63-13 record with a 2.89 goals against average (GAA) and an .896 save percentage (SV%) in 147 games with the New Jersey Devils, Lightning, Vancouver Canucks and Toronto Maple Leafs. He was a member of the 2003 Stanley Cup Champion New Jersey Devils, as well as the 1995 Calder Cup Champion Albany River Rats.



Steve Peters **Assistant Coach - Video**

Steve Peters returns for his 21st season with the Coyotes as the team's Assistant Coach, Video. He joined the Coyotes in 1996-97 after serving as the Executive Director of the Hobey Baker Memorial Award, given annually to the top hockey player in the National Collegiate Athletic Association.

The Bemidji, Minnesota native is responsible for all the video needs of the Coyotes' coaching staff. Included in his duties are pre-scouting opponents, breaking down and analyzing game video for motivational and educational purposes, and reviewing game video with Coyotes players. He is also instrumental in assisting the coaching staff on coaches' challenges.

Additionally, Peters served as Team North America's Video Coach during the 2016 World Cup of Hockey.

Peters, 50, is a graduate of the University of North Dakota where he was a three-time letter winner for the Fighting Sioux hockey team and a member of the 1987 NCAA Division I Championship team.

Steve and his wife, Heidi, reside in Scottsdale while his son, Jackson, attends the University of Arizona.



Alex Henry **Player Development Coach**

Alex Henry enters his second season as the team's Player Development Coach. He oversees all pro player development including working with coaches and players in the Coyotes' minor league system. Prior to joining Arizona, Henry spent two seasons as an Assistant Coach at Dalhousie University.

Henry enjoyed a 15-year professional hockey career that included stints with the Edmonton Oilers, Washington Capitals and Minnesota Wild. Henry also skated in the AHL and played two seasons of professional hockey in Europe.

The Elliott Lake, Ontario native totaled 2-9-11 in 177 career NHL games and registered 16-70-86 in 632 career AHL games.

Alex and his wife, Megan, live in Halifax, Nova Scotia with their son, Christopher.



Brett Stewart **Player Development Coach**

Brett Stewart enters his third season as a Player Development Coach and Pro Scout in Europe with the Coyotes. Stewart was previously a Coach and General Manager for Skien and Tonsberg in the Norwegian Hockey League.

Prior to beginning his coaching career, Stewart enjoyed a 12-year professional playing career which included stints in Germany, Austria, Sweden and Norway. The Regina, Saskatchewan native also skated in five games with Canada's National Team in 1996-97. He retired as a player in 2002.

Brett and his wife of 23 years, Hege, reside in Norway with their two kids, Noah (23) and Zavier (16).



Mark Bell **Player Development Coach**

Mark Bell enters his second season with the Coyotes as Player Development Coach. He oversees all prospect development at the American Hockey League (AHL), junior and collegiate levels.

Bell joined the organization following one season as an Assistant Coach for the St. Mary's Lincolns of the Greater Ontario Junior Hockey League.

The 38-year-old Bell registered 87-95-182 in 450 career NHL games over eight seasons with the Chicago Blackhawks, San Jose Sharks, Toronto Maple Leafs and Anaheim Ducks. In addition, Bell spent seven years playing in Europe and finished his career playing his final three seasons in Berlin, Germany.




Zac Bierk **Goaltending Development Coach**

Zac Bierk begins his first season with the Coyotes as Goaltending Development Coach. He oversees all goaltender prospect development at the American Hockey League (AHL), junior and collegiate levels.

Bierk joined the organization following five seasons as goaltending coach for the Oshawa Generals of the Ontario Hockey League. He also previously served as a coach at the goaltending school Team Shutout.

The 42-year-old Bierk posted a 3.18 goals against average (GAA) and a .901 save percentage (SV%) in 47 career NHL games with the Tampa Bay Lightning, Minnesota Wild and Coyotes. He registered a 2.46 GAA with a .924 SV% in 20 games with the Coyotes from 2002-04.




Lars Hepso **Skating Coach**

Lars Hepso joined the Coyotes on June 28, 2018 as the team's Skating Coach.

Hepso is the Founder & President of Skate with Power. The 26-year-old will work with all Coyotes players at the NHL, AHL and junior levels as the organization's skating coach.

Hepso has worked with players at many levels in both North America as well as Europe including several current and former NHL players such as Matthew Barzal, Danton Heinen and Shea Theodore.

The Penticton, British Columbia native is in his ninth year as a skating instructor and graduated with a business management degree from UBC Okanagan.



Jeff Ulmer **Coordinator, Skill Development, Assistant Director of Special Projects**

Jeff Ulmer was named as Coordinator, Skill Development, Assistant Director of Special Projects for the Coyotes on June 28, 2018.

The 41-year-old Ulmer comes to Arizona in the first combined skills and video position in the NHL. The former forward played 19 seasons and over 1,000 games of professional hockey from 1999-2018. He finished his career having played in 800-plus consecutive games.

The Wilcox, Saskatchewan native spent parts of the 2000-01 season with the New York Rangers when he recorded 3-0-3 in 21 games. He also played in over 250 games in the American Hockey League with four teams. He competed internationally with Team Canada in several tournaments and played over 700 games throughout European leagues including the KHL, SHL, Liiga and the NLA.

A graduate of the University of North Dakota, Ulmer won an NCAA championship with the team in 1997. While playing professionally in Europe, he obtained his Hockey Canada Skills Coach certification and took management and language courses to add to his education. He has worked as a volunteer skills coach for players and teams and runs clinics for players and coaches.


Jeff and his wife, Robyn, have a daughter, Jaydee.



Stan Wilson **Head Equipment Manager**

Stan Wilson returns for his 29th season with the Coyotes organization and 23rd season as Head Equipment Manager. The Melfort, Saskatchewan native began his career as an Equipment Manager in 1980 with the Junior B. Melfort TM's. He joined the Prince Albert Raiders of the Western Hockey League (WHL) for the 1982-83 season, enjoying a Memorial Cup championship in 1985. Wilson then joined the Winnipeg Jets in 1990 as an Equipment Manager and has been with the organization ever since.

In 2007, Wilson won a gold medal as the Equipment Manager of Team Canada at the IIHF World Championship in Russia. Wilson was also Equipment Manager of the gold-medal winning Canadian squad at the 2003 IIHF World Championship in Finland. In 1997, Wilson represented the Coyotes as one of the equipment managers for the NHL All-Star Game in San Jose.



Tony Silva **Equipment Manager**

Tony Silva begins his 21st season with the Coyotes organization as the team's Equipment Manager. On February 16, 2017, Silva recorded his 1,500th NHL game at Los Angeles. Silva previously worked his 1,000th NHL game at Detroit on November 8, 2010,

Silva joined the Coyotes from the San Jose Sharks, where he served three seasons as an equipment manager. Prior to that, the 46-year-old native of San Jose, California worked three seasons as a visiting locker room attendant with San Jose.

Before getting involved with hockey, Silva served as Equipment Manager for the San Jose Earthquakes of the Western Soccer League (WSL). He also worked with the San Francisco Bay Blackhawks of the American Professional Soccer League (APSL).

Tony has three children, Dominik, Landon and Ashtyn. The family resides in Scottsdale.



Jason Rudee **Assistant Equipment Manager**

Jason Rudee returns for his 18th season as Assistant Equipment Manager with the Coyotes after working seven seasons (1994-95 to 2000-01) with the San Jose Sharks as the team's Assistant Equipment Manager and Equipment Transportation Specialist.

The 45-year-old Rudee was the recipient of the inaugural commitment to excellence award in 2011-12 as voted on by the league's 30 equipment managers.

Rudee splits his duties between assisting the Coyotes equipment staff with the day-to-day equipment and locker room maintenance, and serving as the Visiting Dressing Room Manager. He manages the visiting team's equipment upon arrival and assists the visiting team's equipment manager with all his needs while in town.

Jason, his wife Jeannette, and their daughters, Haley and Hannah, reside in Cave Creek.



Denver Wilson **Assistant Equipment Manager**

Denver Wilson enters his third season as Assistant Equipment Manager with the Coyotes. He joined the organization following three seasons with the Los Angeles Kings as their Assistant Equipment Manager.

The 31-year-old Wilson was part of two Stanley Cup Championships with the Kings in 2012 and 2014. He previously served as Assistant Equipment Manager with the Houston Aeros, the former AHL affiliate of the Minnesota Wild, from 2010-11. Wilson was also Head Equipment Manager for the Arizona Sundogs (CHL) from 2008-10. He originally started with the Coyotes as a locker room attendant at age 11.

Wilson assists the Coyotes equipment staff in day to day operations, travel and equipment repair.

Denver and his wife, Kalie, and daughter, Wynter, reside in Phoenix.



Dave Zenobi
Head Athletic Trainer

Dave Zenobi enters his second season as the Coyotes Head Athletic Trainer. Zenobi oversees all aspects of the team's medical operations.

Zenobi, 50, joined the Coyotes after spending ten seasons with the Florida Panthers, nine of them as the Head Athletic Trainer where he oversaw all medical and training operations. Prior to that, he spent five seasons with the Cleveland Barons of the American Hockey League (AHL) serving as the Head Athletic Trainer.

A native of Lyndhurst, Ohio, Zenobi began his career in hockey in 1994 with the Cleveland Lumberjacks of the International Hockey League (IHL) and has also worked with Team USA at the 2013 World Championships in Helsinki, Finland where he earned a Bronze Medal.

Zenobi, who is a certified member of the National Athletic Trainers' Association, the Arizona Board of Athletic Training, and the Professional Hockey Athletic Trainers Society, earned his Bachelor of Science degree in Sports Medicine from Mount Union College and a Master of Science degree in Exercise Science from the University of Massachusetts at Amherst.

Dave and his wife of 24 years, Dawn, reside in Phoenix while his son, Domenic, attends Sheridan College in Florida and son, Joey, attends Arizona State.



Donnie Fuller
Assistant Athletic Trainer

Donnie Fuller enters his second season as the team's Assistant Athletic Trainer. Fuller joined the Coyotes after spending 16 seasons as the Head Athletic Therapist with the Minnesota Wild where he worked 1,200 career NHL games.

Prior to beginning his NHL career in Minnesota, Fuller was the Head Athletic Therapist at the University of Victory (1994-2000) and was the Head Athletic Therapist for Hockey Canada (1999-2000). Fuller was also the Athletic Therapist for Hockey Canada at the 2000, 2002, and 2006 World Hockey Championships and was the Head Athletic Therapist at the 2004 NHL All-Star Game.

A native of London, Ontario, Fuller earned an undergraduate degree in Physical Education from McMaster University and a diploma in Athletic Therapy from Sheridan College. He also spent three years of study at the Canadian College of Osteopathy in Toronto and is currently in the process of earning a master's degree in the science of kinesiology at

A.T. Still University. Additionally, Fuller spent some of the 2018 offseason working with the USA soccer program.

Fuller is a Certified Athletic Therapist in the Canadian Athletic Therapists' Association, a Certified Athletic Trainer in the National Athletic Trainers' Association and a Certified Orthopedic Technician in the National Orthopedic Technicians Association. He also is an Emergency Medical Technician in the National Registry of Emergency Medical Technicians and is certified in Fascial Stretch Therapy, Integrated Dry Needling, Active Release Techniques and Myofascial Release.

Donnie resides in Phoenix with his wife, Tina, and three daughters, Anna (11), Alison (9) and Alaina (5). He enjoys spending time with family and competing in triathlons and marathons.



Eric Ford
Massage Therapist

Eric Ford begins his second season with the Coyotes as the team's Massage Therapist.

Ford graduated from the Arizona School of Massage Therapy in Phoenix, AZ. He then received certification in the Paul St. John method of Neuromuscular Therapy in 2006.

He is a Certified Neuromuscular Therapist, Arizona State Licensed Massage Therapist and is nationally certified in Therapeutic Massage and Bodywork. Eric also is a Level 1 Lower Body Flexibility Therapist and has successfully completed training in Neuromuscular Stabilization and Reflex Locomotion taught by Pavel Kolar Ph.D. He also contracted with Athletes' Performance, now Exos since 2005.

Additionally, Eric spent the 2009-2010 season as the soft tissue therapist for the Los Angeles Kings.



JP Major
Strength and Conditioning Coordinator

JP Major enters his fifth season with the Coyotes as the team's Strength and Conditioning Coordinator. Major came to the organization from EXOS in Phoenix (formerly Athletes' Performance), where he was a Performance Specialist and Lead Coach for NHL player off-season programs.

The 32-year-old Major was also the Head Coordinator for professional hockey development and programming for all AP facilities. In 2013, he conducted the Coyotes training camp fitness testing and assisted with all data interpretation.

The Lincoln, Nebraska native was the Lead Movement Coach for the 2014 NFL combine preparation which included training 27 drafted athletes and four players selected in the first round of the NFL Draft.

Major graduated from the University of Nebraska in 2012 with a Bachelor of Science degree (Nutrition, Exercise and Health Science).

JP and his wife, Hannah, and daughter, Grace, reside in Scottsdale.



Curt Truhe
Assistant Strength and Conditioning Coordinator

Curt Truhe enters his fourth season with the Coyotes as the team's Assistant Strength and Conditioning Coordinator. He oversees all prospect strength and conditioning for the organization.

Truhe arrived from Bon Secours Sports Performance where he served as the Sports Performance Coordinator at the facility in Richmond, Virginia.

The 30-year-old Truhe previously spent time at EXOS (Formerly Athletes' Performance) where he completed an internship working with pro athletes of all sports and assisted with Coyotes testing. Following his internship, he continued to work with NFL Combine athletes at EXOS.

The Elk Point, South Dakota native graduated from Augustana University (S.D.) with B.S. degrees in Exercise Science and Fitness Management.

Truhe and his wife, Jenny, reside in Scottsdale.



Gregg Olson

Chief Financial Officer and Chief Administrative Officer

Gregg Olson joined the Coyotes in September 2014 and leads the administrative areas of finance and information technology. He provides guidance in strategic planning as well as risk management, plus oversight of the relationships with key strategic partners AEG Facilities, Levy Restaurants and Fanatics. He joined the Coyotes from SMG, a leader in venue management where he served as one of the organization's Regional Vice Presidents to its Stadium and Arena Division. Prior to that, Olson served as Executive Vice President and Chief Financial Officer for the Portland Trail Blazers (NBA) organization.

Olson, who was named as CFO of the Year in the large private business category by Portland Business Journal in 2009, directed all day-to-day activities for the Trail Blazers' finance department and oversaw all information technology and human resource functions. In addition, he managed negotiations of all employee benefits programs, and directed all

areas of risk management.

During his tenure in Portland, Olson taught an undergraduate class titled "Financing Sports" in the Lundquist College of Business at University of Oregon, and was a contributor to the textbook Financing Sport, Third Edition by Dennis R. Howard and John L. Crompton.

Olson began his sports management career in 1985 as Director of Finance for the Cleveland Indians, and was Executive Vice President and Chief Financial Officer of the National Hockey League's San Jose Sharks before joining the Trail Blazers organization..



Jeff Morander

Executive Vice President of Ticket Sales & Strategy

Jeff Morander is entering his sixth season as a member of the Coyotes. He joined the Coyotes on September 30, 2013 from the National Hockey League (NHL) where he spent six years in a variety of roles including Vice President of NHL Events, Vice President of Ticket Strategy and Vice President of Club Consulting and Services.

Some of the highlights of Morander's career include executing numerous successful NHL events such as the NHL Winter Classics in Philadelphia and Pittsburgh, NHL All-Star Games in Ottawa and Raleigh, NHL Awards in Las Vegas as well as NHL Heritage Classic in Calgary. He also established a Ticketing Center of Excellence and assisted 30 NHL Clubs with "Best Practices" that resulted with record setting league-wide revenues. Morander continues to use best practices to evaluate loyalty programs, mobile ticketing and new technologies to enhance the fan experience. CRM/Database marketing, focus groups, secret shoppers and surveys have also provided invaluable feedback specific to Arizona.

With over 30 years senior management experience in the sports industry, Morander has also worked for the Sacramento Kings (NBA) and Monarchs (WNBA) the Atlanta Hawks (NBA) and Atlanta Thrashers (NHL); the Chicago Bears (NFL) the Houston Rockets (NBA) and Comets (WNBA); the Tampa Bay Lightning (NHL) and the Hartford Whalers (NHL).

Morander graduated from Boston University in 1986 with a degree in Business Administration. Jeff and his wife, Kim, and daughter, Madelyne, reside in Scottsdale.



John Knebel

Executive Vice President, Corporate Partnerships & Premium Seating

John Knebel is entering his third season with the Coyotes as the team's Executive Vice President of Corporate Partnerships & Premium Seating.

Knebel joined the Coyotes from the Los Angeles Dodgers where he spent two years as the Club's Senior Director of Corporate Partnerships and was responsible for generating new team revenue by creating strategic partnerships with regional, national and multinational corporations.

Prior to that, Knebel worked five years with the Washington Nationals as the team's VP/Managing Director of Corporate Partnerships and Business Development where he oversaw all corporate partnership sales, service and business development activities for the team.

With over 20 years of business experience, Knebel has also worked for Intersport, IEG, Coca-Cola and the National Hockey League. He has a BA from the College of William and Mary and MBA from Duke University's Fuqua School of Business.

John and his wife, Amy, reside in Arcadia.



Rich Nairn

Executive Vice President of Communications & Broadcasting

Rich Nairn serves as the Coyotes' Executive Vice President of Communications and Broadcasting. In this role, Nairn oversees all media relations, broadcasting, production, community relations, hockey development and website news content for the team. Nairn is currently in his 23rd season with the franchise.

Over the past two decades, Nairn has established strong working relationships with hundreds of local and national media and has created and implemented numerous successful PR campaigns that have generated positive media coverage and publicity for the organization.

Nairn joined the Winnipeg Jets in 1993 and was promoted to Director of Media Relations in 1995. He relocated with the team to Phoenix in 1996 and helped launch the Coyotes franchise in the Valley of the Sun. Under his direction, the Coyotes media relations department has repeatedly been recognized as one of the best in the NHL.

Nairn graduated from the University of North Dakota in 1992 with a Master's degree in Communications. In addition, he earned a Bachelor of Arts degree in Political Science from the University of Manitoba in 1988.

Rich and his wife, Aimee, have three children; sons Jakob and Jaden and daughter Harper. The family resides in Scottsdale.



Bill Makris

Vice President of Ticket Sales & Service

Bill Makris is entering his sixth season as a member of the Coyotes Ticket Sales & Service leadership team as the Vice President of Ticket Sales & Service.

Makris has over 29 years of experience in the ticketing industry. He has worked with some of the top professional organizations including the Edmonton Oilers, Columbus Blue Jackets, Tampa Bay Lightning, Hartford Whalers, Florida Marlins, Houston Rockets as well as the Chicago Wolves and Hartford Wolf Pack of the American Hockey League. Bill works closely with Executive VP of Ticket Sales & Strategy Jeff Morander on overseeing sales & service initiatives for the Coyotes. Makris also leads all ticket sales & service recruitment and training efforts. He has served as a member of the NHL Ticket Sales Advisory Committee for three seasons. Since Makris' arrival in Phoenix, the Coyotes' sales staff has set several franchise revenue records including overall ticket revenue.

Makris is a native of Hartford, Connecticut and earned an MA from UConn in Sport Management & Sports Marketing. He is also the proud father of his 12-year-old son Alexander.



Grant Buckborough

Vice President of Premium & Suite Sales

Grant (Bucky) Buckborough is entering his ninth season with the Coyotes as the Vice President of Premium Seating and Service.

Bucky joined the Coyotes from the Rio Grande Valley Killer Bees where he spent five seasons as the club's General Manager and was responsible for all departments within the organization. He built ticket sales teams that achieved annual cash sales of excess of 2 million dollars ranking in the top two in the Central Hockey League for seven consecutive seasons. He also served as the team's alternate governor.

Buckborough resides in Goodyear with his wife, Cellina, and his daughter, Brielle, and son Brooks.



Mike Berry

Vice President of Corporate Partnerships

Mike Berry is entering his first full season with the Coyotes as the team's Vice President of Corporate Partnerships.

Berry joined the Coyotes from FOX Sports College Properties where he spent two seasons as Vice President & General Manager for Georgetown University and other FSCP regional and national entities, responsible for driving new corporate partnerships and renewal business. Prior to joining FSCP, Mike worked for three seasons with the Washington Nationals as the franchise's Director of Corporate Partnerships.

Since 1994, Berry has worked with multiple professional franchises on new arena sales initiatives, including the NBA's Portland Trail Blazers, Indiana Pacers and San Antonio Spurs and the launch of four NBA Development League franchises. Berry has also led revenue generating departments for the Pittsburgh Pirates and served as a Senior Sales Manager for the 2012 World Champion San Francisco Giants.

Berry has a BA from Texas Christian University and MBA from the University of Oregon's Lundquist School of Business.

Mike and his family reside in Scottsdale.



Tom Hoof
Vice President of Marketing

Tom Hoof was named Vice President of Marketing in October 2017. His responsibilities include overseeing the marketing strategy for the team including brand development, advertising, digital and social media, promotions, analytics and in-game entertainment.

Some of the highlights of Hoof's career include serving as the Vice President of Marketing and Community Relations at the Tampa Bay Rays. While there, he developed the Rays' postgame concert series and oversaw the development of the top promotional giveaways in professional sports as recognized by ESPN. While at the University of South Florida, the football campaign was recognized as the best in collegiate athletics. He also spent a decade in partnership marketing for Walt Disney World, where he worked on the opening of Disney Cruise Lines, Disney's Animal Kingdom and attractions like Rock 'N Roller Coaster and Test Track.

Hoof graduated from the University of Richmond with a degree in Journalism. He and his wife, Debbie, reside in Arcadia.



Patty Frankenfield
Vice President, Human Resources.

Patty Frankenfield is entering her fourth season with the Coyotes as Vice President, Human Resources.

In her role, Patty is responsible for recruiting, hiring and training all new staff. She also leads the company's efforts to make the Coyotes one of the best places to work by maintaining a culture that supports employees and managers in their daily work. Frankenfield also oversees all employee benefit programs, including interface with brokers and service providers.

Prior to joining the Coyotes, she worked in the hospitality industry at hotel properties for over 20 years in the greater Phoenix and southern California markets.

She and her husband, Chaz, reside in Phoenix and have two sons.



Marina Carpenter
General Counsel

Marina Carpenter serves as General Counsel of the Coyotes and the team's AHL affiliate, the Tucson Roadrunners. She is tasked with the day-to-day legal needs of the team, oversees litigation matters as well as risk assessment and manages contracts.

Carpenter is an Arizona native and played Division-1 volleyball at Arizona State University, where she was named as an academic All American twice and ranks second in school history for career assists. She graduated summa cum laude from ASU's W.P. Carey School of Business.

Carpenter attended law school at ASU and was a member of the Sports & Entertainment Law Journal. She was part of the Lodestar Mediation Clinic and served as a mediator in multiple Arizona Justice Courts. During law school Marina spent time with the Arizona Diamondbacks as a legal intern. She has also worked for a bank during its launch of a

professional athletes' division and spent time working for an NFL agent.

Following law school, Marina spent several years at one of Arizona's oldest law firms, Jennings Haug & Cunningham before joining the Coyotes as the team's Associate General Counsel in 2016.

Outside of the office, Carpenter coaches a competitive girls' club volleyball team with several state championship titles and one national championship title.



Olivia Matos
Executive Director of Arizona Coyotes Foundation/Director of Community Relations

Olivia Matos oversees the Arizona Coyotes Foundation and the Community Relations department for the team. She is in her sixth year with the franchise. She also serves on the board of directors for Foundation for Blind Children and Feeding Matters.

She joined the organization as the Manager of the Foundation and Community Relations from Recruiting.com/Jobing.com where she worked in Public and Social Services Solutions Sales, managing and developing nationwide clientele within the following industries: government, education, associations, and social service organizations. Prior to Recruiting.com, Matos spent five years at the Arizona Biltmore Resort & Spa where she sold, planned and executed events of all kinds.

Matos graduated Suma Cum Laude from Illinois State University in 2007 with a Bachelor's degree in Business Management with a focus on Organizational Leadership.



Jake Goldberg
Director of Hockey Operations



Brad Rossen
Director of Statistical Analysis



Tyler Adamson
Data & Video Analyst



Dave Griffiths
Team Services Manager



Jim O'Neal
Security



Kara Montgomery
Executive Asst., Hockey
Operations



Dave Vest
Sr. Director of News Content



Greg Dillard
Director of Media Relations



Jeffrey Sanders
Media Relations Coordinator




Doug Cannon
Director of Broadcasting



Katrina Hinsberg
Community Relations /
Foundation Mgr



Jeph Harris
Mascot Coordinator



Matt Shott
Directory of Amateur Hockey
Development



Zach Izumi
Amateur Hockey Development
Coordinator



Jon Kingston
Director, Production



Robert Clark
Video Graphics Manager



Joey Post
Videographer/Editor



Courtney Orner
Motion Graphics Coordinator



Lamont Buford
Director, Game Presentation



Dave Ellsworth
Game Presentation
Coordinator



Ben Wang
Director of Marketing
Analytics




Marissa O'Connor
Director of Social Media
Strategy



Scott Jenner
Sr. Manager of Web &
Creative Services



Rachel Olish
Manager, Events & Marketing



Jessica Isner
Manager, Marketing &
Creative



Jeff Shepherd
Business Analyst



Sarah Seitz
Business Analytics
Coordinator



David Montgomery
Controller



Craig Wolman
Director of Financial Planning/
Analysis



Craig Scott
Accounting Coordinator



Chris Shelley
Staff Accountant



Jessica Fuentes
Staff Accountant




Monty Low
Director of IT



Justin Ferguson
IT Infrastructure Technician



Michael Fryer
IT User Support Technician



Alexandra Davis
Front Office Administrator



Ivette Servin
Receptionist



Cale Hulse
Sr. Advisor Business
Development & Alumni Relations



Lindsay Foletta
Sr. Corporate Partner
Service Manager



Matt Carnot
Corporate Partner Service
Manager



Blake Pangman
Corporate Partnerships
Manager



Callie Jungemann
Partnership Activation
Coordinator



Melissa O'Brochta
Partnership Activation
Coordinator



Mike Briody
Sr. Business Development
Executive



Matt McClelland
Sr. Premium Seating &
Suite Sales Manager



Dave Paris
Sr. Premium Seating & Suite
Sales Manager



Craig Campbell
Premium Seating Manager




Brad Moss
Premium Seating Manager



Matt Herold
Premium Service Manager



Sam Bays
Sr. Director, Business
Development



Josh Pitts
Business Development
Supervisor



Brittany Lovro
Business Development
Account Executive



Justin Peterson
Business Development
Account Executive



Mason Smith
Business Development
Account Executive




Morgan Kerlin
Business Development
Account Executive



Devin Miller
Business Development
Account Executive



Elizabeth Codd
Business Development
Account Executive



Sam Evans
Business Development
Account Executive



Steve Gonzales Jr.
Sr. Manager of Group Sales




Chris Bongo
Sr. Group Sales Account
Executive



Jon Kane
Group Sales Account
Executive



Kayleigh Hill
Group Sales Account
Executive



Dan Rios
Group Sales Account
Executive



Madison Burton
Group Sales Account
Executive



Jon Shivener
Amateur Hockey Dev. &
Group Sales Executive



Eric Bartucca
Amateur Hockey Group Sales
Account Executive



Lindsay Kray
Sr. Director, Client Services
& Guest Experience



Karalyn Katchmark
Service & Retention
Supervisor



Sean Sanford
Sr. Service & Retention
Account Executive




Michael Kesaris
Service & Retention Account
Executive



Taylor Hatleberg
Service & Retention Account
Executive




Shannen Clark
Ticket Sales Representative



Nick Fuentes
Ticket Sales Representative



Nick Robinson
Ticket Sales Representative



Chris Weber
Ticket Sales Representative



Daniel Rosenberg
Ticket Sales Representative



Jordan Smith
Ticket Sales Representative



Nick Waldron
Inside Sales Representative



Laura Anderson
Sr. Ticket Operations
Coordinator



Tyler Oberg
Sr. Ticket Operations
Coordinator

Not pictured: Britta O'Connor – Community Relations Manager, River Demson – Videographer/Editor, Debi Leal – Payroll Administrator, Jim Bakken – Ticket Operations Director, Noah Rosenfeldt – Group Sales Account Executive, Michael Redfern – Ticket Sales Representative, Colby Sassano – Ticket Sales Representative, Anissa Lopez – Ticket Sales Representative, Jon Dadabo – Ticket Sales Representative, Nick Floyd – Inside Sales Representative, Nick McKirgan – Inside Sales Representative, Kyle Castro – Inside Sales Representative, Alex Howe – Inside Sales Representative, Anissa Gardner – Inside Sales Representative, Ben Perez – Inside Sales Representative, Bruce Classen – Inside Sales Representative, Grant Oberlin – Inside Sales Representative.



Matt McConnell

Television Play-By-Play Announcer

Matt McConnell enters his eighth season with the Coyotes as the team's TV play-by-play announcer.

Prior to joining the Coyotes broadcast team, McConnell was the TV voice of the Atlanta Thrashers (2009-2011). He also called all the TV play-by-play for the Thrashers from 1999 (their inaugural season in the NHL) through 2003 before moving on to the Minnesota Wild where he called NHL action for two seasons (2003-2005).

During the 2011-12 season, McConnell called his 1,000th NHL game on February 28, 2012 (Coyotes vs. Canucks).

McConnell got his start in the NHL in 1993 when he was named as the radio voice of the expansion Mighty Ducks of Anaheim. He worked with the Ducks through 1996 when he became the radio play-by-play announcer for the Pittsburgh Penguins from 1996-1999. McConnell has also covered the NHL playoffs for NHL Radio and Westwood One, the Stanley Cup Final for NHL International and the 2009 IIHF World Junior Championship for the NHL Network.

From 2005-06 to 2008-09, he served as the lead play-by-play announcer for CBS College Sports' college hockey broadcasts. During this time, McConnell also called college basketball, football and lacrosse for the network and hosted their coverage of the NCAA lacrosse championships. He also played the role of fill-in broadcaster for the NBA on TNT in 2001. In addition to his involvement with CBSSN, he also calls games for Pac-12 Networks on a free-lance basis.

McConnell's accolades in the broadcasting industry include being named the 2013 Arizona Sports Broadcaster of the Year by the National Sportscasters and Sports-writers Association, a pair of regional sports Emmys involving his work on Thrashers telecasts in 2002 and 2003, his nomination for a regional sports Emmy in 2010 and his nomination for 1994 Broadcaster of the Year by the Southern California Sports Broadcasters Association while working with the Ducks.

McConnell is a graduate of Michigan State University where he earned a Bachelor's degree in Telecommunication with major emphasis in Economics.

Matt, his wife, Jennifer, and daughter, Zoe, make their year-round home in the Valley.



Tyson Nash

Television Color Analyst

Tyson Nash enters his 10th season with the Coyotes as the team's TV color analyst. A former Coyotes player, Nash will once again team up this season with play-by-play announcer Matt McConnell in the television booth.

In addition to his responsibilities with the Coyotes, Nash serves as an analyst on NHL Network throughout the regular season and Stanley Cup Playoffs. In the past, Nash has worked with FOX Sports 1 as a panelist for its coverage of the 2015 Stanley Cup Playoffs. He has also served as the color analyst on Pac-12 Network for select Arizona State hockey games.

The 43-year-old Nash played eight years in the NHL with St. Louis and Phoenix, recording 27-37-64 and 673 penalty minutes (PIM) in 374 games. He also recorded 3-2-5 and 52 PIM in 23 career Stanley Cup playoff games. Nash was originally drafted by the Vancouver Canucks in the 10th round (247th overall) of the 1994 NHL Entry Draft. He made his NHL debut on April 3, 1999 with the St. Louis Blues. In 1999-00, Nash was a member of the Blues' Presidents' Trophy-winning club, which posted an NHL-best 51-20-11-1 record.

Nash played for the Coyotes during the 2003-04 and 2005-06 seasons and was the recipient of the team's Man of the Year Award in 2004 for his involvement in the Phoenix community. A native of Edmonton, Alberta, Nash enjoyed a standout junior hockey career with the Kamloops Blazers of the Western Hockey League (WHL) where he won three Memorial Cup Championships and was a teammate of former Coyotes Captain Shane Doan. Nash and Doan helped lead Kamloops to back-to-back Memorial Cup Championships in 1994 and 1995 while Nash was also a part of Kamloops' 1992 Memorial Cup-winning team.

Nash and his wife, Kathy, reside in Scottsdale with their daughters, Madison and Georgia, and their son Ty.



Todd Walsh

Television/Radio Host

Todd Walsh returns to the Coyotes broadcast team for his 22nd season as radio host and 19th as television host.

Walsh joined the Coyotes radio broadcast team in 1996 when the Coyotes announced their partnership with KDKB and KDUS (now NBC Sports Radio 1060 AM). He co-hosted PM Drive and served as KDKB's sports director from 1993 to 2001.

In 2001, Walsh began as the full-time field reporter for Fox Sports Arizona, working Arizona Diamondbacks baseball games. He also serves as Fox's pre-game show host for both Coyotes and Diamondbacks games. Walsh is a 14-time Rocky Mountain Emmy Award winner for his work on both Arizona Coyotes and Arizona Diamondbacks broadcasts. He was also recently inducted into the Rocky Mountain Emmy "Silver Circle".

Walsh also worked five years (1988-93) at KTAR as a sports reporter, talk show anchor and co-host of the pre- and post-game radio broadcasts for the Phoenix Suns (NBA) and Arizona Cardinals (NFL). From 1991-93, the versatile Walsh also served as the color commentator for Cardinals games.

From 1988-91, he worked as the play-by-play announcer for the Phoenix Firebirds (Pacific Coast League). In 1987, the Rochester, New York native also called Tucson Toros games and Arizona Ice Cats hockey games.

Walsh graduated from the University of Arizona in 1986 with a Fine Arts degree in radio and television. Following graduation, Walsh served as the pre and post-game radio host for Wildcats football and basketball games and hosted a radio talk show.



Bob Heethuis

Radio Play-By-Play Announcer

Bob Heethuis returns for his 21st season as a member of the Coyotes' radio team and his 14th season as radio play-by-play announcer. He called his 1,000th NHL game on Feb. 1, 2018 vs. the Dallas Stars.

For seven seasons, "Heeter" served as the studio host for all Coyotes radio broadcasts as well as the "Coyotes Wrap-Up Show" – a post-game call-in show heard on KDUS AM-1060 – now NBC Sports Radio AM 1060 - with interviews, highlights and analysis.

Prior to becoming the Coyotes' radio play-by-play announcer, Heethuis could be heard on the air on KDUS AM-1060 during the week updating listeners with news on the Coyotes and the rest of the sports world. He also hosted "Coyotes Weekly" – an hour-long Coyotes magazine show on KDUS AM-1060.

Currently in his 34th year of professional hockey broadcasting, the 57-year-old native of Muskegon, Michigan previously worked as the radio play-by-play voice for the International Hockey League's Muskegon Lumberjacks and Phoenix Roadrunners from 1984 to

1997. Throughout his 13-year career in the IHL, Heethuis had the opportunity to call over 1,000 regular and postseason games while earning IHL Broadcaster of the Year honors in 1994-95.

Heethuis received a Bachelor of Arts Degree in Telecommunication from Michigan State University in 1983. While at MSU, he began his sports broadcasting career by calling Spartans' hockey, baseball and basketball games.

Bob and his wife, Malissa, reside in Tempe.



Paul Bissonnette

Radio Color Analyst & Ambassador

Paul Bissonnette enters his second season with the Coyotes as the team's radio color analyst and team ambassador. A former Coyotes player, Bissonnette will again team up with veteran play-by-play announcer Bob Heethuis in the radio booth.

In addition, Bissonnette produces digital media content for the Coyotes website and social media platforms by hosting player videos throughout the season including The Bachelor Report, Road Trippin' with Biz and Pillow Talk with Biz and Nasher.

Bissonnette currently has over 1 million Twitter followers (@BizNasty2point0) and over 200,000 followers on Instagram (Biznasty). He is also a co-host on Barstool Sports' Spittin' Chiclets podcast and recently produced a five part documentary series called Biznasty Does B.C.

The 33-year-old Bissonnette played six seasons in the NHL with Phoenix and Pittsburgh. He registered 7-16-23 with 340 penalty minutes (PIM) in 202 career NHL games.

Bissonnette, a native of Welland, Ontario, also played 270 games in the American Hockey League (AHL) with Wilkes-Barre/Scranton, Portland, Manchester and Ontario. He recorded 647 PIM over seven seasons. In 2015, he helped Manchester win the AHL's Calder Cup championship.

Bissonnette was originally drafted by the Pittsburgh Penguins (4th round, 121st overall) in the 2003 NHL Entry Draft.



Luke Lapinski

Radio Host

Luke Lapinski enters his 11th season with the Coyotes as the team's radio host on Arizona Sports 98.7 FM.

Luke anchors the pregame, intermission and postgame shows for all Coyotes radio broadcasts, conducts off the ice interviews with players and coaches and hosts the Coyotes Corner podcast. He is also a co-host on Arizona Sports' the Natural Hat Trick podcast.

In addition to his hockey duties, he has been a part of numerous sports shows throughout the Valley and currently hosts "The Rundown with Luke Lapinski" from Monday-Friday, while also serving as a weekday fill-in host at the station.

Lapinski graduated from Arizona State University with a degree in sports psychology and, while at ASU, served as a play-by-play announcer for the Sun Devil hockey, football and basketball programs on KASC 1330 AM. He also covered the NHL on ESPN.com for three years.



PLAYERS



HOW THE TEAM WAS BUILT

Year	Draft (Round/Pick)	Free Agent (Date Signed)	Trade/Waivers (Date)
2009	Oliver Ekman-Larsson (1/6)		
2014	Christian Dvorak (2/58)		
2015	Brendan Perlini (1/12)	Brad Richardson (7/1)	
2016	Dylan Strome (1/3)	Alex Goligoski (6/22)	Kevin Connauton (CBJ, 1/13)
2017	Christian Fischer (2/32)	Mario Kempe (5/16)	Lawson Crouse (FLA, 8/25)
	Clayton Keller (1/7)		Nick Cousins (PHI, 6/16)
	Jakob Chychrun (1/16)		Derek Stepan (NYR, 6/23)
			Antti Raanta (NYR, 6/23)
			Niklas Hjalmarsson (CHI, 6/23)
			Jason Demers (FLA, 9/17)
			Josh Archibald (PIT, 12/19)
2018		Ilya Lyubushkin (5/23)	Richard Panik (CHI, 1/10)
		Michael Grabner (7/1)	Darcy Kuemper (LAK, 2/21)
			Alex Galchenyuk (MTL, 6/15)
			Robbie Russo (DET, 6/24)
			Vinnie Hinostroza (7/12)
			Jordan Oesterle (7/12)

OFF-SEASON ROSTER CHANGES

IN	FROM	OUT	TO
Marcus Kruger	Carolina Hurricanes (NHL)	Jordan Martinook	Carolina Hurricanes (NHL)
David Ullstrom	HV71 (SHL)	Max Domi	Montreal Canadiens (NHL)
Ilya Lyubushkin	Lokomotiv Yaroslavl (KHL)	Luke Schenn	Anaheim Ducks (NHL)
Alex Galchenyuk	Montreal Canadiens (NHL)	Freddie Hamilton	TBD
Michael Grabner	New Jersey Devils (NHL)	Zac Rinaldo	Nashville Predators (NHL)
Vinnie Hinostroza	Chicago Blackhawks (NHL)	Marcus Kruger	Chicago Blackhawks (NHL)
Jordan Oesterle	Chicago Blackhawks (NHL)	Andrew Campbell	Chicago Blackhawks (NHL)
Robbie Russo	Detroit Red Wings (NHL)		



Right Wing

5'10" | 178

Shoots: Right

Born: October 6, 1992

Regina, Saskatchewan

Age: 25

Career vs. NHL

TEAM	GP	G	A	PTS	PIM
ANA	3	0	2	2	0
ARI	1	2	0	2	0
BOS	0	0	0	0	0
BUF	1	0	0	0	0
CGY	5	0	1	1	4
CAR	2	1	0	1	0
CHI	0	0	0	0	0
COL	4	0	2	2	15
CBJ	1	0	0	0	2
DAL	1	0	0	0	0
DET	0	0	0	0	0
EDM	4	1	0	1	0
FLA	1	0	0	0	2
LAK	2	0	0	0	0
MIN	3	0	0	0	2
MTL	1	1	0	1	0
NSH	3	0	0	0	0
NJD	1	1	0	1	0
NYI	1	0	0	0	0
NYR	2	0	0	0	0
OTT	2	0	0	0	0
PHI	0	0	0	0	0
PIT	0	0	0	0	0
SJS	3	1	0	1	2
STL	1	0	0	0	0
TBL	1	0	0	0	0
TOR	2	1	0	1	2
VAN	6	0	0	0	0
VGK	0	0	0	0	0
WSH	1	0	0	0	0
WPG	1	0	1	1	0
Totals:	53	8	6	14	29

45

JOSH ARCHIBALD

Drafted: Pittsburgh's 4th choice (6th round, 174th overall) in the 2011 Entry Draft
 Acquired: From Pittsburgh with Sean Maguire and a 2019 6th round draft choice in exchange for Michael Leighton and a 2019 4th round draft choice on December 19, 2017

@JoshArchibald15

2017-18 HIGHLIGHTS

Totaled 5-6-11 and 25 PIM in 39 games with ARI...Skated in three games with PIT...Set career highs in games, goals, assists, points, PIM and shots (42)...Acquired by Coyotes on Dec. 19...Skated in season-high 16:11 vs. WSH, Dec. 22...Recorded two-game point streak (1-1-2), Dec. 27-28...Scored in back-to-back games for the first time in his career (2-0-2), Jan. 12-13...Also collected 1-2-3 with four PIM in six contests with Wilkes-Barre/Scranton (AHL).

2016-17 HIGHLIGHTS

Skated in 10 games with the Penguins...Scored three goals and had four PIM...Scored first NHL goal and recorded first NHL multi-goal/point game (2-0-2) at ARI, Feb. 11...Scored a goal at NJD, Apr. 6...Registered 16-13-29 with 54 PIM in 61 games with Wilkes-Barre/Scranton...Scored a team-leading four SHGs...Set AHL career highs in goals, assists, points and shots (119)...Tied for fifth on the team in goals...Scored twice in five AHL postseason games...**2017 Playoffs:** Skated in four postseason contests to help PIT capture the 2017 Stanley Cup...Made NHL playoffs debut at OTT, May 19.

2015-16 HIGHLIGHTS

Skated in NHL debut vs. CGY, Mar. 5...Recorded 9-9-18 with 75 PIM in 69 games with Wilkes-Barre/Scranton...Scored one goal in 10 Calder Cup Playoff contests.

2014-15 HIGHLIGHTS

Totaled 5-8-13 with 24 PIM in 45 games with WBS...Scored two PPGs...Had one assist in three playoff games...Also recorded 7-4-11 in nine games with Wheeling (ECHL).

2013-14 HIGHLIGHTS

Appeared in seven games with WBS...Scored first AHL goal at NOR, Mar. 28...Made Calder Cup Playoffs debut, skating in two games with WBS...Collected 29-14-43 in 37 games as a junior at University of Nebraska-Omaha...Scored eight PPGs and six GWGs...Finished collegiate career with 58-36-94 in 112 contests...Named the NCHC Player of the Year, Forward of the Year and a member of the NCHC All-Conference First Team...Finished the season as the NCHC scoring champion (21-11-32)...Was a top 10 finalist for the Hobey Baker Award...Named an AHCA CCM First Team West All-American...Honored as Omaha Athletics' Male Athlete of the Year.

INTERNATIONAL CAREER

2012: Represented USA at the 2012 World Junior Ice Hockey Championships...Had two assists in six games.

PERSONAL

Nickname is "Archie"...Steve Yzerman was his favorite hockey player growing up...The Red Hot Chili Peppers are his favorite band...Enjoys golf...Is a fan of the Minnesota Vikings...He and his wife, Bailey, have a son, Brecken, who was baptized in the Stanley Cup in 2017.

PACK FACT

Set career highs in games (42), goals (5), assists (6) and points (11) in 2017-18

CAREER HIGHS			
Games 42 (17-18)	Goals 5 (17-18)	Assists 6 (17-18)	Points 11 (17-18)
CAREER HIGHLIGHTS		FIRSTS	
MOST GOALS/GAME: 2 - 2/11/17 at ARI*	MOST SHOTS/GAME: 4 - 1/6/18 vs. NYR^	LONGEST POINT STREAK: 2 games - 2 times (last 1/12/18 - 1/13/18)^	FIRST COYOTES GAME: 12/22/17 vs. WSH
MOST ASSISTS/GAME: 2 - 2/24/18 vs. ANA^	LONGEST GOAL STREAK: 2 games (1/12/18 - 1/13/18)^	CAREER HAT TRICKS: None	FIRST NHL GAME: 3/5/16 vs. CGY*
MOST POINTS/GAME: 2 - 2 times (last 2/24/18 vs. ANA)^	LONGEST ASSIST STREAK: None	MULTIPLE POINT GAMES: 2 (last 2/24/18 vs. ANA)^	FIRST COYOTES GOAL: 12/28/17 vs. TOR
MOST PIM/GAME: 15 - 12/23/17 vs. COL^			FIRST NHL GOAL: 2/11/17 at ARI*
			FIRST COYOTES ASSIST: 12/27/17 at COL
			FIRST NHL ASSIST: 12/27/17 at COL^

*w/PIT, ^w/ARI

CAREER STATISTICS

SEASON	TEAM	LEAGUE	GP	REGULAR SEASON								PLAYOFFS				
				G	A	PTS	PP	SH	GW	+/-	PIM	GP	G	A	PTS	PIM
2011-12	Univ. of Nebraska Omaha	NCAA	36	10	5	15	1	0	0	3	33	-	-	-	-	-
2012-13	Univ. of Nebraska Omaha	NCAA	39	19	17	36	3	1	1	18	34	-	-	-	-	-
2013-14	Univ. of Nebraska Omaha	NCAA	37	29	14	43	8	0	6	2	62	-	-	-	-	-
	Wilkes-Barre/Scranton	AHL	7	1	0	1	0	0	0	0	13	2	1	0	1	0
2014-15	Wilkes-Barre/Scranton	AHL	45	5	8	13	2	0	0	-1	24	3	0	1	1	0
	Wheeling	ECHL	9	7	4	11	0	0	0	4	4	-	-	-	-	-
2015-16	Wilkes-Barre/Scranton	AHL	69	9	9	18	0	0	1	1	75	10	1	0	1	10
	Pittsburgh	NHL	1	0	0	0	0	0	0	0	0	-	-	-	-	-
2016-17	Wilkes-Barre/Scranton	AHL	61	16	23	29	0	4	2	25	54	5	2	0	2	16
	Pittsburgh	NHL	10	3	0	3	0	1	0	3	4	4	0	0	0	2
2017-18	Wilkes-Barre/Scranton	AHL	6	1	2	3	0	1	0	-4	4	-	-	-	-	-
	Pittsburgh	NHL	3	0	0	0	0	0	0	0	0	-	-	-	-	-
	Arizona	NHL	39	5	6	11	0	0	0	-2	25	-	-	-	-	-
FRANCHISE TOTALS			39	5	6	11	0	0	0	-2	25	-	-	-	-	-
NHL TOTALS			53	8	6	14	0	1	0	1	29	4	0	0	0	2



Defense

6'2" | 214

Shoots: Left

Born: March 31, 1998

Boca Raton, Florida

Age: 20

Career vs. NHL

TEAM	GP	G	A	PTS	PIM
ANA	6	1	0	1	0
ARI	0	0	0	0	0
BOS	3	0	0	0	4
BUF	3	0	2	2	0
CGY	6	0	0	0	4
CAR	3	0	0	0	0
CHI	5	1	2	3	4
COL	6	0	1	1	0
CBJ	3	0	0	0	0
DAL	4	0	0	0	6
DET	2	1	1	2	0
EDM	5	0	1	1	2
FLA	4	0	2	2	2
LAK	6	0	1	1	4
MIN	6	2	0	2	0
MTL	3	1	0	1	0
NSH	5	0	2	2	6
NJD	2	1	2	3	0
NYI	3	0	1	1	0
NYR	3	0	1	1	2
OTT	2	0	0	0	2
PHI	3	0	1	1	17
PIT	2	0	0	0	2
SJS	7	0	1	1	0
STL	5	1	1	2	0
TBL	4	1	0	1	2
TOR	2	0	1	1	0
VAN	6	0	2	2	2
VGK	2	1	0	1	0
WSH	3	0	1	1	0
WPG	4	1	0	1	4
Totals:	118	11	23	34	63

6

JAKOB CHYCHRUN

Drafted: Arizona's 2nd choice (1st round, 16th overall) in the 2016 Entry Draft

@j_chychrun7

jakobchychrun

2017-18 HIGHLIGHTS

Skated in 50 games with Arizona, totaling 4-10-14 and 16 PIM...Scored two PPGs...Ranked second among Coyotes defensemen in PP TOI/G (2:02)...Scored a goal in season debut at VGK, Dec. 3...Had an assist in consecutive games (0-2-2), Dec. 27-28...Totaled career-high seven shots vs. TOR, Dec. 28...Missed 29 games due to injury.

2016-17 HIGHLIGHTS

Registered 7-13-20 and 47 PIM in 68 games as a rookie... Made the Coyotes out of training camp and became the youngest player to make his NHL debut in Coyotes history (18 years, 198 days) and third youngest in franchise history to do so...Finished third among ARI defensemen in scoring... Led Coyotes' blueliners with six even-strength goals...Was second among team rookies in TOI/G (16:40)...His seven goals were tied for the second-most among first year NHL defensemen and his 7-13-20 ranked as the third-highest point total by a rookie blueliner in Coyotes history...Skated in his NHL debut and earned his first point (assist) vs. PHI, Oct. 15...Scored his first NHL goal at MTL, Oct. 20...Notched an assist at NYI, Oct. 21 to become the first rookie defenseman in franchise history to record a point in his first three career NHL games (1-2-3)...Skated in season-high 23:39 vs. SJS, Nov. 1...Scored a goal in back-to-back games at WPG, Jan. 18 and at MIN, Jan. 19...Had two assists in his first career multi-point game vs. FLA, Jan. 23...Scored goals in consecutive games vs. ANA, Feb. 20 and at CHI, Feb. 23... Was one of just six NHL rookie defensemen to record a three-point game when he recorded a career-high 1-2-3 vs. NJD, Mar. 11...Scored vs. DET, Mar. 16.

2015-16 HIGHLIGHTS

Registered 11-38-49 with 51 PIM in 62 games with Sarnia (OHL)...Led Sarnia defensemen and ranked fourth among League defensemen in points...Recorded a point in 13 of 16 games (4-11-15) from Jan. 15- Feb. 17...Collected four assists vs. Barrie on Feb. 26...Participated in the CHL Top Prospects Game...Named to the OHL Second All-Star Team...Totaled 2-6-8 in seven OHL playoff games...Had 2-2-4 on Apr. 3 at Sault Ste. Marie...Signed an entry-level contract with Arizona on July 3

2014-15 HIGHLIGHTS

Collected 16-17-33 with 37 PIM in 42 games with Sarnia... Finished second among OHL rookie defensemen in points... Recorded his first OHL point at Saginaw on Sept. 27... Scored his first OHL goal and had his first multi-goal game at Mississauga on Oct. 5...Had a season-best six-game point streak (4-3-7), Jan. 8-17...Registered nine multi-point games...Was named to the OHL First All-Rookie Team... Named to the OHL Third All-Star Team.

INTERNATIONAL CAREER

2016: Skated in seven games with Canada's Under-18 team at the 2016 IIHF U18 World Championship in Grand Forks, N.D...Totaled one goal and three assists.

PERSONAL

Nickname is "Chych"...Enjoys golf and fishing...Sidney Crosby was his favorite player growing up...Also played baseball growing up.


PACK FACT

Has collected 11-23-34 in 118 career NHL games, all before turning 20 years old.

CAREER HIGHS					
Games 68 (16-17)		Goals 7 (16-17)		Assists 13 (16-17)	Points 20 (16-17)
CAREER HIGHLIGHTS			FIRSTS		
MOST GOALS/GAME: 1 – 11 times (last 3/31/18 vs. STL)	MOST SHOTS/GAME: 7 – 12/28/17 vs. TOR	LONGEST POINT STREAK: 3 games (10/15/16 – 10/21/16)		FIRST COYOTES GAME: 10/15/16 vs. PHI	FIRST NHL GAME: 10/15/16 vs. PHI
MOST ASSISTS/GAME: 2 – 2 times (last 3/11/17 vs. NJD)	LONGEST GOAL STREAK: 2 – 2 times (last 2/20/17 – 2/23/17)	CAREER HAT TRICKS: None		FIRST COYOTES GOAL: 10/20/16 at MTL	FIRST NHL GOAL: 10/20/16 at MTL
MOST POINTS/GAME: 3 – 3/11/17 vs. NJD	LONGEST ASSIST STREAK: 2 – 2 times (last 1/12/18 – 1/13/18)	MULTIPLE POINT GAMES: 2 (last 3/11/17 vs. NJD)		FIRST COYOTES ASSIST: 10/15/16 vs. PHI	FIRST NHL ASSIST: 10/15/16 vs. PHI
MOST PIM/GAME: 17 – 10/27/16 at PHI					

CAREER STATISTICS

SEASON	TEAM	LEAGUE	GP	REGULAR SEASON								PLAYOFFS				
				G	A	PTS	PP	SH	GW	+/-	PIM	GP	G	A	PTS	PIM
2014-15	Sarnia	OHL	42	16	17	33	8	1	2	-11	37	-	-	-	-	-
2015-16	Sarnia	OHL	62	11	38	49	8	0	2	23	51	7	2	6	8	8
2016-17	Arizona	NHL	68	7	13	20	1	0	0	-14	47	-	-	-	-	-
2017-18	Arizona	NHL	50	4	10	14	2	0	1	2	16	-	-	-	-	-
FRANCHISE AND NHL TOTALS			118	11	23	34	3	0	1	-12	63	-	-	-	-	-



Defense

6'2" | 205

Shoots: Left

Born: February 23, 1990

Edmonton, Alberta

Age: 28

Career vs. NHL

TEAM	GP	G	A	PTS	PIM
ANA	11	0	1	1	4
ARI	6	0	1	1	4
BOS	4	1	3	4	2
BUF	8	1	1	2	2
CGY	12	2	3	5	8
CAR	5	0	1	1	0
CHI	11	2	1	3	2
COL	8	1	1	2	2
CBJ	4	0	0	0	0
DAL	10	3	0	3	2
DET	4	0	0	0	7
EDM	10	0	1	1	16
FLA	9	0	1	1	0
LAK	12	1	1	2	10
MIN	9	3	3	6	6
MTL	7	2	2	4	6
NSH	10	0	0	0	8
NJD	6	0	2	2	2
NYI	8	0	1	1	2
NYR	6	0	0	0	0
OTT	6	0	0	0	7
PHI	11	1	2	3	9
PIT	11	0	1	1	12
SJS	13	1	5	6	8
STL	11	1	3	4	10
TBL	7	0	2	2	0
TOR	5	0	1	1	4
VAN	14	1	2	3	16
VGK	5	3	0	3	0
WSH	8	2	3	5	2
WPG	9	1	0	1	4
Totals:	260	26	42	68	155

44

KEVIN CONNAUGHTON

Drafted: Vancouver's 3rd choice (3rd round, 83rd overall) in the 2009 Entry Draft
 Acquired: Claimed off waivers from Columbus, January 13, 2016

2017-18 HIGHLIGHTS

Recorded 11-10-21 in 73 games with the Coyotes... Established career highs in games, goals and points (tied)... Scored the third-most goals among ARI defensemen... Scored three GWGs, which were tied for the team lead... Ranked third among Coyotes' blueliners in points... Skated in 200th career NHL game at PIT, Nov. 7... Tallied two assists vs. NJD, Dec. 2... Posted 1-1-2 with season-high seven shots at MIN, Feb. 8... Registered three-game point streak (3-1-4), Mar. 26-29... Scored two goals at VGK, Mar. 28... Had 1-1-2 and skated in season-high 21:34 at CGY, Apr. 3... Finished season with four multi-point games.

2016-17 HIGHLIGHTS

Skated in 24 games with Arizona... Recorded an assist vs. SJS, Nov. 1... Had season-high three shots vs. CBJ, Dec. 3... Skated in season-high 22:46 at DAL, Apr. 4... Appeared in two games with Tucson (AHL)... Totaled 1-2-3 and two PIM with the Roadrunners... Registered 1-1-2 vs. San Antonio, Dec. 30... Had an assist vs. San Antonio, Dec. 31.

2015-16 HIGHLIGHTS

Totaled 5-12-17, a plus-seven rating and 60 PIM in 65 games... Collected 1-7-8, a plus-10 rating and 21 PIM in 27 games with CBJ... Registered a career-long four-game point streak (1-3-4) from Dec. 17 - 29... Claimed off waivers from CBJ on Jan. 13... Appeared in 38 games with the Coyotes, recording 4-5-9 and 39 PIM... Made his ARI debut vs. NJD, Jan. 16... Registered his first point (assist) with ARI vs. CGY, Feb. 12... Scored his first goal as a Coyote vs. MTL, Feb. 15... Tied a career high with 1-2-3 vs. STL, Feb. 20... Scored a goal at WSH, Feb. 22... Ranked fifth among ARI defensemen in TOI/G (17:33).

2014-15 HIGHLIGHTS

Started the season with DAL, recording two assists and six PIM in eight games with the Stars... Posted a plus-four rating... Claimed off waivers by CBJ from DAL on Nov. 18... Appeared in 54 games with the Blue Jackets... Collected 9-10-19 and 29 PIM... Set new NHL career highs for goals, assists (12 - tied) and points (21) in a season... Skated in CBJ debut vs. BOS, Nov. 21... Scored his first goal with CBJ vs. PHI, Dec. 9... Posted multi-point games in back-to-back games vs. BOS, Dec. 27 (1-2-3) and vs. MIN, Dec. 31 (1-1-2)... Scored four GWGs with CBJ, which were the most GWGs by a defenseman in a single season in team history.

2013-14 HIGHLIGHTS

Registered 1-7-8 and 16 PIM in 36 games with the Stars... Led DAL rookie defensemen in games played, goals, assists and points... Made his NHL debut vs. CGY, Oct. 24... Recorded his first career NHL point (assist) at TOR, Dec. 5... Scored his first career NHL goal at COL, Dec. 16... Tallied two assists in first multi-point game vs. MTL, Jan. 2... Appeared in six games with Texas (AHL)... Had an assist and 23 PIM.
2014 Playoffs: Made his Stanley Cup playoff debut, skating in four games vs. ANA in the WCQF.

2012-13 HIGHLIGHTS

Skated in 60 games with Chicago (AHL), collecting 7-18-25 and 67 PIM... Acquired by DAL on April 2 along with a second-round draft pick from VAN in exchange for Derek Roy... Registered 2-4-6, a plus-two rating and six PIM in nine games with Texas (AHL)... Made his team debut vs. Oklahoma City, Apr. 5, 2013... Scored his first goal (GWG) with Texas at Charlotte, Apr. 12... Totaled a team-leading 2-3-5 with six PIM in nine Calder Cup Playoff games with Texas.

2011-12 HIGHLIGHTS

Collected 13-20-33 and 58 PIM in 73 games with Chicago (AHL)... Finished tied for fourth among AHL defensemen in goals... Selected to the 2012 AHL All-Star Classic in Atlantic City... Won the hardest shot competition at the 2012 AHL All-Star Game (99.4 MPH)... Tallied an assist in five postseason games with the Wolves.

2010-11 HIGHLIGHTS

Registered 11-12-23 and 51 PIM with Manitoba (AHL) in his first professional season... Made his pro and AHL debut with the Moose at Peoria, Oct. 10 and scored a goal for his first career pro and AHL point... Scored a goal and skated in six Calder Cup Playoff games with Manitoba.

2009-10 HIGHLIGHTS

Recorded 24-48-72 and 105 PIM in 69 games in his lone season with Vancouver (WHL)... Tied for first in the WHL in defenseman points... Ranked second in defenseman goals and third in assists... Led WHL rookies in scoring... Earned WHL Western Conference First All-Star Team and Canadian Major Junior All-Rookie Team honors... Set Vancouver's franchise record for goals and points by a defenseman... Added 3-10-13 in 16 playoff games with the Giants.

PERSONAL

Nickname is "Nauts"... Married his wife, Brooke, this past summer... Favorite band is Rise Against... Enjoys playing golf... Playing in his first NHL game was his most memorable hockey moment... Favorite player growing up was Duncan Keith... Celebrity he'd like to meet is Leonardo DiCaprio... Would like to star on the Bachelor... Is a regular guest on the Coyotes' online feature "The Bachelor Report".

PACK FACT


Scored a career-high 11 goals last season with 10 of those goals coming after February 1.

CAREER HIGHS			
Games 73 (17-18)	Goals 11 (17-18)	Assists 12 (14-15, 15-16)	Points 21 (14-15, 17-18)
CAREER HIGHLIGHTS		FIRSTS	
MOST GOALS/GAME: 2 – 3/28/18 at VGK+	MOST SHOTS/GAME: 7 – 2/8/18 at MIN+	LONGEST POINT STREAK: 4 games – 12/17/15 – 12/29/15#	FIRST COYOTES GAME: 1/16/16 vs. NJD
MOST ASSISTS/GAME: 2 – 4 times (last 12/2/17 vs. NJD)+	LONGEST GOAL STREAK: 2 games – 5 times (last 3/28/18 – 3/29/18)+	CAREER HAT TRICKS: None	FIRST NHL GAME: 10/24/13 vs. CGY*
MOST POINTS/GAME: 3 – 2 times (last 2/20/16 vs. STL)+	LONGEST ASSIST STREAK: 3 games – 12/17/15 – 12/27/15#	MULTIPLE POINT GAMES: 8 – last 4/3/18 at CGY+	FIRST COYOTES GOAL: 2/15/16 vs. MTL
MOST PIM/GAME: 14 – 4/6/17 vs. VAN+			FIRST NHL GOAL: 12/16/13 at COL*
			FIRST COYOTES ASSIST: 2/12/16 vs. CGY
			FIRST NHL ASSIST: 12/5/13 at TOR*

*w/DAL, #w/CBJ, +w/ARI

CAREER STATISTICS

SEASON	TEAM	LEAGUE	GP	REGULAR SEASON								PLAYOFFS				
				G	A	PTS	PP	SH	GW	+/-	PIM	GP	G	A	PTS	PIM
2008-09	Western Michigan	NCAA	40	7	11	18	3	0	2	+1	44	-	-	-	-	-
2009-10	Vancouver	WHL	69	24	48	72	16	0	3	4	105	16	3	10	13	21
2010-11	Manitoba	AHL	73	11	12	23	3	0	1	-11	51	6	1	0	1	0
2011-12	Chicago	AHL	73	13	20	33	7	1	2	-3	58	5	0	1	1	8
2012-13	Chicago	AHL	60	7	18	25	2	0	1	-12	67	-	-	-	-	-
	Texas	AHL	9	2	4	6	0	0	1	2	6	9	2	3	5	6
2013-14	Texas	AHL	6	0	1	1	0	0	0	-4	23	-	-	-	-	-
	Dallas	NHL	36	1	7	8	0	0	0	-6	16	4	0	0	0	16
2014-15	Dallas	NHL	8	0	2	2	0	0	0	4	6	-	-	-	-	-
	Columbus	NHL	54	9	10	19	0	0	4	1	29	-	-	-	-	-
2015-16	Columbus	NHL	27	1	7	8	0	0	0	10	21	-	-	-	-	-
	Arizona	NHL	38	4	5	9	0	0	0	-3	39	-	-	-	-	-
2016-17	Tucson	AHL	2	1	2	3	0	0	0	0	2	-	-	-	-	-
	Arizona	NHL	24	0	1	1	0	0	0	-1	24	-	-	-	-	-
2017-18	Arizona	NHL	73	11	10	21	0	0	3	3	20	-	-	-	-	-
FRANCHISE TOTALS			135	15	16	31	0	0	3	-1	83	-	-	-	-	-
NHL TOTALS			260	26	42	68	0	0	7	8	155	4	0	0	0	16



Center

5'10" | 182

Shoots: Left

Born: July 20, 1993

Belleville, Ontario

Age: 25

Career vs. NHL

TEAM	GP	G	A	PTS	PIM
ANA	5	0	0	0	0
ARI	4	1	1	2	2
BOS	4	0	0	0	4
BUF	5	2	2	4	0
CGY	8	1	1	2	4
CAR	9	1	0	1	4
CHI	5	1	2	3	0
COL	6	0	0	0	2
CBJ	3	1	0	1	0
DAL	5	0	1	1	0
DET	6	1	0	1	0
EDM	8	0	0	0	4
FLA	6	2	0	2	4
LAK	6	1	3	4	0
MIN	5	2	0	2	2
MTL	4	1	1	2	2
NSH	6	1	0	1	4
NJD	5	2	0	2	13
NYI	8	4	4	8	4
NYR	7	0	0	0	0
OTT	7	1	1	2	4
PHI	2	0	0	0	0
PIT	9	1	0	1	0
SJS	6	0	2	2	0
STL	4	1	0	1	0
TBL	6	0	1	1	7
TOR	6	0	0	0	0
VAN	7	0	1	1	2
VGK	4	0	0	0	2
WSH	8	0	2	2	4
WPG	4	0	0	0	0
Totals:	178	24	22	46	68

25 NICK COUSINS

Drafted: Philadelphia's 2nd choice (3rd round, 68th overall) in the 2011 Entry Draft
 Acquired: From Philadelphia with Merrick Madsen in exchange for Brendan Warren and a 5th-round draft choice in 2018 on June 16, 2017.

@Cous27

nickcousins27

2017-18 HIGHLIGHTS

Registered 12-7-19 in 71 games in his first season with the Coyotes... Totaled 31 PIM and 119 shots... Established career highs for games, goals, points and shots in a season... Scored in back-to-back games (2-0-2) Oct. 31 – Nov. 2... Notched a goal vs. PIT, Dec. 16... Collected a career-high 2-1-3 vs. NYI, Jan. 22... Netted two goals at MIN, Feb. 8... Tallied two-game point streak (1-1-2) Feb. 12-13... Skated in season-high 19:05 vs. ANA, Feb. 24... Posted 1-1-2 vs. LAK, Mar. 13.

2016-17 HIGHLIGHTS

Skated in a then career-high 60 games with the Flyers... Totaled 6-10-16 and 31 PIM... Matched his career high for goals in a season... Established new career bests for assists, points, PIM, PPGs and shots... Tied a career high for assists/points in a game with two at LAK, Oct. 14... Scored a goal vs. ARI, Oct. 27... Had a goal vs. OTT, Nov. 15... Scored a goal at FLA, Nov. 22... Earned an assist in back-to-back games Mar. 4-7.

2015-16 HIGHLIGHTS

Collected 6-5-11 with four PIM in 36 games with PHI... Was plus-five... Ranked third among PHI forwards in plus-minus... Scored his first NHL goal and multi-point game (1-1-2) vs. BUF, Feb. 11... Scored goals in back-to-back games Feb. 16-19... Registered two assists and skated in a career-high 15:49 at NYI, Apr. 10... Totaled 12-26-38 in 38 games with Lehigh Valley (AHL)... Was plus-13... Scored two PPGs and four GWGs... Began the AHL season on a four-game point streak (1-5-6)... Notched a four-game point streak (4-5-9), Oct. 28 – Nov. 13... Had 1-2-3 vs. Hershey, Dec. 18... Posted 2-1-3 vs. Binghamton, Jan. 27... **2016 PLAYOFFS:** Skated in all six postseason contests against WSH.

2014-15 HIGHLIGHTS

Skated in his NHL debut at VAN, Mar. 17... Appeared in 11 games with the Flyers... Led the Phantoms in assists (34), points (56) and PPGs (9)... Named the CCM/AHL Player of the Week for Mar. 9-15 when he totaled 4-2-6 in three games... Registered second hat trick of the season (3-1-4) at Toronto (AHL), Mar. 11... Scored on first penalty shot in Lehigh Valley history against the Marlies, Mar. 11... Selected as CCM/AHL Player of the Month for January after recording 7-10-17 in 13 games.

2013-14 HIGHLIGHTS

Registered 11-18-29 and 47 PIM in 74 games with the Phantoms... Scored his first professional goal at Wilkes-Barre, Oct. 18.

2012-13 HIGHLIGHTS

Appeared in seven games with Adirondack... Notched first professional assist at Albany, Apr. 21... Finished junior career with Sault Ste. Marie (OHL) with 102-189-291 in 264 games... Recorded 27-76-103 in 64 contests with the Greyhounds... Finished second among all OHL skaters in assists and third in points... Posted three goals and three assists in six postseason games.

2011-12 HIGHLIGHTS

Signed a three-year entry-level contract with Philadelphia on Mar. 26, 2012... Posted 35-53-88 in 65 games with Sault Ste. Marie... Scored 10 PPGs and five GWGs... Led the Greyhounds in scoring... Made AHL/professional debut with Phantoms at Connecticut, Mar. 31.

2010-11 HIGHLIGHTS

Skated in 68 games with the Greyhounds... Posted 29-39-68 and 56 PIM... Scored 12 PPGs and four GWGs.

2009-10 HIGHLIGHTS

Collected 11-21-32 and 34 PIM in 67 games as an OHL rookie with Sault Ste. Marie... Tallied one assist in five playoff games.

INTERNATIONAL

2011: Represented Canada at the U-18 World Junior Championship... Totaled 4-4-8 in seven games.

PERSONAL

Nickname is "Cousy"... Mats Sundin was his favorite player growing up... The Tragically Hip is his favorite band... "Happy Gilmore" is his favorite movie... Scoring his first NHL goal is his most memorable hockey moment... Enjoys golf and soccer.

PACK FACT


Scored a career-high 12 goals and recorded a career-high 12-7-19 in 71 games in his first season with the Coyotes

CAREER HIGHS							
Games 71 (17-18)		Goals 12 (17-18)		Assists 10 (16-17)		Points 19 (17-18)	
CAREER HIGHLIGHTS				FIRSTS			
MOST GOALS/GAME: 2 – 2 times (last 2/8/18 at MIN)^	MOST SHOTS/GAME: 6 – 3/3/18 vs. OTT^	LONGEST POINT STREAK: 2 – 5 times (last 2/12/18 – 2/13/18)^		FIRST COYOTES GAME: 10/7/17 vs. VGK	FIRST NHL GAME: 3/17/15 at VAN*		
MOST ASSISTS/GAME: 2 – 2 times (last 10/14/16 at LAK)*	LONGEST GOAL STREAK: 2 games – 2 times (last 10/31/17 – 11/2/17)^	CAREER HAT TRICKS: None		FIRST COYOTES GOAL: 10/24/17 at NYI	FIRST NHL GOAL: 2/11/16 vs. BUF*		
MOST POINTS/GAME: 3 – 1/22/18 vs. NYI^	LONGEST ASSIST STREAK: 2 games (3/4/17 – 3/7/17)*	MULTIPLE POINT GAMES: 6 (last 1/22/18 vs. NYI)^		FIRST COYOTES ASSIST: 10/21/17 vs. CHI	FIRST NHL ASSIST: 2/7/16 at WSH*		
MOST PIM/GAME: 9 – 12/22/16 at NJD*							

*w/PHI ^w/ARI

CAREER STATISTICS

SEASON	TEAM	LEAGUE	GP	REGULAR SEASON								PLAYOFFS				
				G	A	PTS	PP	SH	GW	+/-	PIM	GP	G	A	PTS	PIM
2009-10	Sault Ste. Marie	OHL	67	11	21	32	3	0	3	-7	34	5	0	1	1	2
2010-11	Sault Ste. Marie	OHL	68	29	39	68	12	0	4	-14	56	-	-	-	-	-
2011-12	Sault Ste. Marie	OHL	65	35	53	88	10	1	5	1	88	-	-	-	-	-
	Adirondack	AHL	1	0	0	0	0	0	0	0	0	-	-	-	-	-
2012-13	Sault Ste. Marie	OHL	64	27	76	103	6	3	4	19	83	6	3	3	6	12
	Adirondack	AHL	7	0	1	1	0	0	0	-1	2	-	-	-	-	-
2013-14	Adirondack	AHL	74	11	18	29	3	0	0	-9	47	-	-	-	-	-
2014-15	Lehigh Valley	AHL	64	22	34	56	9	0	3	2	73	-	-	-	-	-
	Philadelphia	NHL	11	0	0	0	0	0	0	1	2	-	-	-	-	-
2015-16	Lehigh Valley	AHL	38	12	26	38	2	0	4	13	45	-	-	-	-	-
	Philadelphia	NHL	36	6	5	11	0	0	1	5	4	6	0	0	0	2
2016-17	Philadelphia	NHL	60	6	10	16	1	0	0	-6	31	-	-	-	-	-
2017-18	Arizona	NHL	71	12	7	19	1	0	1	-7	31	-	-	-	-	-
FRANCHISE TOTALS			71	12	7	19	1	0	1	-7	31	-	-	-	-	-
NHL TOTALS			178	24	22	46	2	0	2	-7	68	6	0	0	0	2



Left Wing

6'4" | 216

Shoots: Left

Born: June 23, 1997

Mount Brydges, Ontario

Age: 21

Career vs. NHL

TEAM	GP	G	A	PTS	PIM
ANA	5	0	0	0	2
ARI	0	0	0	0	0
BOS	3	0	0	0	0
BUF	2	0	0	0	2
CGY	4	0	0	0	4
CAR	2	0	0	0	0
CHI	2	0	0	0	0
COL	3	1	0	1	2
CBJ	2	0	0	0	6
DAL	5	0	0	0	5
DET	3	2	0	2	9
EDM	4	0	0	0	2
FLA	2	0	0	0	0
LAK	4	0	2	2	2
MIN	3	0	0	0	5
MTL	1	0	0	0	2
NSH	4	0	1	1	5
NJD	2	0	0	0	0
NYI	2	0	0	0	2
NYR	2	0	1	1	0
OTT	2	1	0	1	0
PHI	1	0	0	0	0
PIT	2	0	0	0	0
SJS	3	1	0	1	5
STL	3	0	0	0	0
TBL	2	0	1	1	0
TOR	3	0	0	0	0
VAN	5	1	0	1	2
VGK	2	0	0	0	0
WSH	2	0	1	1	0
WPG	3	0	1	1	0
Totals:	83	6	7	13	55

67 LAWSON CROUSE

Drafted: Florida's 1st choice (1st round, 11th overall) in the 2015 Entry Draft

Acquired: From Florida with Dave Bolland in exchange for Arizona's conditional 2017 3rd round draft choice and Arizona's conditional 2018 2nd round draft choice, Aug. 25, 2016

@LawCrouse

lawcrouse

2017-18 HIGHLIGHTS

Skated in 11 games with the Coyotes... Scored a goal at COL, Dec. 27... Recorded 15-17-32 with 70 PIM in 56 games with Tucson (AHL)... Scored five PPGs and three GWGs... Finished fifth on the Roadrunners in goals... Scored two goals vs. Bakersfield, Nov. 11... Tallied four-game point streak (3-2-5), Nov. 11-18... Totaled 2-1-3 vs. San Diego, Jan. 15... Earned a point in four straight games (1-3-4), Feb. 5-14... Posted an eight-game point streak (7-4-11), Mar. 25 - Apr. 14... Scored twice and added an assist (2-1-3) at San Diego, Apr. 11... Totaled 2-6-8 and was +3 in nine Calder Cup Playoff contests... Scored two PPGs in the postseason... Tied for the team lead in playoff points.

2016-17 HIGHLIGHTS

Recorded 5-7-12 in 72 games with Arizona... Scored two GWGs... Led ARI forwards and finished third on the team with 160 hits... Skated in NHL debut vs. PHI, Oct. 15... Scored first career goal vs. SJS, Nov. 1... Tallied first NHL assist vs. NSH, Dec. 10... Scored a goal at DET, Dec. 13... Skated in season-high 16:50 vs. TOR, Dec. 23... Scored a goal vs. VAN, Jan. 26... Collected 0-2-2 in first NHL multi-point game vs. LAK, Jan. 31... Posted two-game point streak (1-2-3), Jan. 26-31... Scored a goal vs. OTT, Mar. 9.

2015-16 HIGHLIGHTS

Registered 23-39-62 with 56 PIM in 49 games with Kingston (OHL)... Finished second on the team in points and assists, which were both career highs... Began the season with a seven-game point streak (4-5-9)... Totaled 1-3-4 vs. North Bay, Feb. 13... Recorded a seven-game point streak (8-6-14), Feb. 19- Mar. 5... Scored a hat trick at Flint, Mar. 5... Tallied a point in 38 of 49 games with Kingston... Recorded 7-4-11 in nine playoff contests... Finished second on the team in playoff goals... Collected 1-2-3 in Kingston's opening playoff game vs. Oshawa... Skated in two games with Portland (AHL).

2014-15 HIGHLIGHTS

Registered 29-22-51 with 70 PIM in 56 games with Kingston... Led the team in goals and points... Collected 14 multi-point games... Scored his first hat trick vs. Kitchener, Nov. 28... Had three three-point games during a four-game stretch, Mar. 8-14... Tallied 4-8-12 in his final seven games of the season... Led the team with 2-1-3 in four playoff games... Played in the CHL Top Prospects Game.

2013-14 HIGHLIGHTS

Tallied 15-12-27 with 64 PIM in 63 games with Kingston... Scored the lone Kingston goal in his OHL debut at Peterborough, Sept. 19... Collected his first multi-goal game vs. Ottawa, Oct. 4... Had a season-high 2-2-4 vs. Barrie, Mar. 12... Registered three assists in seven playoff games with Kingston... Was named to the OHL Second All-Rookie Team.

INTERNATIONAL

2016: Recorded 2-3-5 in eight games as an alternate captain with Canada at 2016 IIHF World Junior Championship... **2015:** Won gold with Canada at the 2015 IIHF World Junior Championship... Totaled 1-2-3 in seven games... **2014:** Helped Canada win the gold medal at the 2014 U18 Ivan Hlinka Memorial Cup... Scored two goals in gold-medal game vs. Czech Republic... Scored six goals in five tournament games.

PERSONAL

Enjoys golf... Jarome Iginla was his favorite player growing up... Would like to meet Jimmy Fallon... Would like Will Ferrell to play him in a movie... Took batting practice and hit a home run with the Diamondbacks on Sept. 9, 2017.

PACK FACT

Registered 15-17-32 in 56 games with the Tucson Roadrunners in 2017-18

CAREER HIGHS							
Games 72 (16-17)		Goals 5 (16-17)		Assists 7 (16-17)		Points 12 (16-17)	
CAREER HIGHLIGHTS				FIRSTS			
MOST GOALS/GAME: 1 – 6 times (last 12/27/17 at COL)	MOST SHOTS/GAME: 5 – 3/18/17 vs. STL	LONGEST POINT STREAK: 2 games – 1/26/17 – 1/31/17		FIRST COYOTES GAME: 10/15/16 vs. PHI	FIRST NHL GAME: 10/15/16 vs. PHI		
MOST ASSISTS/GAME: 2 – 1/31/17 vs. LAK	LONGEST GOAL STREAK: None	CAREER HAT TRICKS: None		FIRST COYOTES GOAL: 11/1/16 vs. SJS	FIRST NHL GOAL: 11/1/16 vs. SJS		
MOST POINTS/GAME: 2 – 1/31/17 vs. LAK	LONGEST ASSIST STREAK: None	MULTIPLE POINT GAMES: 1 (last 1/31/17 vs. LAK)		FIRST COYOTES ASSIST: 12/10/16 vs. NSH	FIRST NHL ASSIST: 12/10/16 vs. NSH		
MOST PIM/GAME: 5 – 5 times (last 10/12/17 vs. DET)							

CAREER STATISTICS

SEASON	TEAM	LEAGUE	GP	REGULAR SEASON								PLAYOFFS				
				G	A	PTS	PP	SH	GW	+/-	PIM	GP	G	A	PTS	PIM
2013-14	Kingston	OHL	63	15	12	27	3	0	3	10	64	7	0	3	3	7
2014-15	Kingston	OHL	56	29	22	51	7	2	3	10	70	4	2	1	3	18
2015-16	Kingston	OHL	49	23	39	62	6	2	2	13	56	9	7	4	11	2
	Portland	AHL	2	0	0	0	0	0	0	1	0	-	-	-	-	-
2016-17	Arizona	NHL	72	5	7	12	0	1	2	-20	48	-	-	-	-	-
2017-18	Arizona	NHL	11	1	0	1	0	0	0	-6	7	-	-	-	-	-
	Tucson	AHL	56	15	17	32	5	1	3	3	70	9	2	6	8	2
FRANCHISE & NHL TOTALS			83	6	7	13	0	1	2	-26	55	-	-	-	-	-



Defense

6'1" | 196

Shoots: Right

Born: June 9, 1988

Dorval, Quebec

Age: 30

Career vs. NHL

TEAM	GP	G	A	PTS	PIM
ANA	35	4	6	10	12
ARI	24	0	7	7	8
BOS	16	1	5	6	12
BUF	15	0	3	3	2
CGY	25	1	7	8	0
CAR	11	2	4	6	6
CHI	25	4	7	11	18
COL	28	4	8	12	24
CBJ	22	0	6	6	8
DAL	22	3	3	6	17
DET	23	3	8	11	10
EDM	24	1	3	4	14
FLA	11	0	3	3	2
LAK	22	2	5	7	10
MIN	29	3	5	8	31
MTL	19	1	2	3	6
NSH	26	0	6	6	31
NJD	14	1	5	6	4
NYI	14	2	3	5	19
NYR	15	0	7	7	15
OTT	11	1	5	6	2
PHI	12	2	6	8	6
PIT	12	0	3	3	19
SJS	10	3	3	6	2
STL	22	1	7	8	22
TBL	14	1	5	6	8
TOR	15	0	6	6	0
VAN	22	1	2	3	18
VGK	4	0	0	0	4
WSH	17	1	5	6	0
WPG	20	1	3	4	14
Totals:	573	43	148	191	344

55

JASON DEMERS

Drafted: San Jose's 6th choice (7th round, 186th overall) in the 2008 Entry Draft
 Acquired: From Florida in exchange for Jamie McGinn, Sept. 17, 2017

@jasondemers5

Jason_demers

2017-18 HIGHLIGHTS

Appeared in 69 games in his first season with ARI... Totaled 6-14-20 and 37 PIM... Ranked third among Coyotes defensemen in assists, TOI/G (21:08), TOI (1,458:23) and shifts/game (28.4), second in SH TOI/G (1:58) and fourth in PP TOI/G (1:03)... Led ARI with a plus-6 mark at home... Posted three-game point streak (1-2-3), Oct. 14-19... Tied his career high with a four-game point streak (1-4-5), Oct. 28 - Nov. 2... Scored the GWG vs. NJD, Dec. 2... Had a three-game assist/point streak (0-3-3), Jan. 16-20... Scored the GWG vs. ANA, Feb. 24.

2016-17 HIGHLIGHTS

Registered 9-19-28 in 81 games with FLA... Scored a career-high nine goals... Ranked second among Panthers defensemen in goals, assists and points... Played in his 500th NHL game at MTL, Mar. 30... Recorded two points (1-1-2) vs. OTT, Jan. 31... Scored career-best eighth goal of the season (GWG) at NYI, Jan. 11... Registered career-high 19 PIM vs. NSH, Jan. 6... Registered two points (1-1-2) vs. DET, Dec. 23... Recorded 1-1-2 at COL, Dec. 16... Scored game-tying goal (18:31) at BOS, Dec. 5... Recorded first goal with FLA in multi-goal game (2) vs. SJS, Nov. 10... Registered first multi-point game of the season (0-2-2) at DET, Oct. 30... Recorded first point with FLA (assist) at TBL, Oct. 18... Made regular season FLA debut vs. NJD, Oct. 13.

2015-16 HIGHLIGHTS

Totaled 7-16-23 in 62 games in first full season with DAL... Ranked third among Stars defensemen in points... Missed 18 games due to injury, 13 from 3/11-4/7 with a lower body injury... Ranked second among team blueliners with a career-high seven goals... Third amongst Stars skaters with a +16 plus/minus rating... Matched a career high with his three PPGs... Finished sixth on the team with 86 hits and fourth with 73 blocked shots... Ranked second in the NHL with a plus-23 rating at home... Recorded two assists vs. BOS, Feb. 20... Scored seventh goal of the season at MIN, Feb. 9... Scored sixth goal of the season at COL, Feb. 4... Scored vs. COL, Jan. 23... Recorded two assists vs. CHI, Dec. 22... Registered two assists vs. TOR, Nov. 10... Scored a goal at CAR, Nov. 6... Recorded 1-1-2 vs. SJS, Oct. 31, extending his goal streak to two games (Oct. 29-31) and point streak to three games (Oct. 22-31)... Scored his first goal of the season at TBL, Oct. 15... Recorded two assists at COL, Oct. 10... **2016 Playoffs:** Totaled three assists in 13 Stanley Cup Playoffs games with the Stars.

2014-15 HIGHLIGHTS

Recorded 5-20-25 in 81 games split between SJS and DAL... Began the season with the Sharks, posting 0-3-3 in 20 games... Acquired by the Stars on Nov. 21 in exchange for defenseman Brenden Dillon and a third round selection in the 2016 NHL Draft... Registered 5-17-22 in 61 games with DAL... Finished the season with two PPGs and two GWGs... Recorded a plus-minus rating of +2-or-higher seven times... Tallied a season-long three-game point streak (1-2-3), Dec. 27-31... Scored the GWG and skated in a season-high 25:32 of TOI in his Stars debut vs. LAK, Nov. 22... Recorded a season-high five shots on goal and posted a plus-2 rating at CHI, Jan. 18... Notched a season-best plus-3 rating at ANA, April 8.

2013-14 HIGHLIGHTS

Skated in 75 games with the Sharks... Totaled 5-29-34 and was plus-14... Finished second among SJS defensemen in points... Established career highs in goals and points... Matched a career high with 105 shots... Set career highs in single game assists and points (0-3-3) vs. NYR, Oct. 8... Scored his first goal of the season vs. DAL, Dec. 21... Tallied a goal vs. COL, Dec. 23... It marked the first goal scoring streak of his career... Tied a career best with a four-game

point streak (1-4-5) from Jan. 4-9... Recorded two assists at NSH, Jan. 7... Scored a goal at CHI, Jan. 5... Tallied two assists at PHI, Feb. 27... Tied his previous career high with his fourth goal of the season at NYI, Mar. 14... **2014 Playoffs:** Skated in seven postseason contests with the Sharks.

2012-13 HIGHLIGHTS

Collected 1-2-3 in 22 games with SJS... Made his season debut and led the team with four hits vs. NSH, Feb. 2... Scored his first goal of the season at ANA, Mar. 18... Played in his 200th career NHL game vs. CBJ, Apr. 9... Missed six games to start the season with an upper body injury suffered in the Spengler Cup... **2013 Playoffs:** Skated in one playoff game with the Sharks.

2011-12 HIGHLIGHTS

Skated in 57 contests with the Sharks... Totaled 4-9-13... Scored two PPGs... Tied for third amongst Sharks defensemen with four goals, matching a then career high... Recorded an assist and a plus-2 rating in the season opener vs. PHX, Oct. 8... Scored a PPG for his first goal of the season vs. CHI, Nov. 23... Scored a goal in two out of his last three games (2-0-2)... **2012 Playoffs:** Appeared in three playoff contests.

2010-11 HIGHLIGHTS

Registered 2-22-24 in 75 games with SJS... Led the Sharks with a +19 rating... Ranked second among team defensemen in assists and points... Finished third among SJS blueliners with a career-best 105 shots... Scored his first goal and multi-point game of the season (1-1-2) at PHI, Dec. 8... **2011 Playoffs:** Posted 2-1-3 in 13 Stanley Cup Playoff games... Scored at LAK, Apr. 21 and at LAK, Apr. 25.

2009-10 HIGHLIGHTS

Recorded 4-17-21 in 51 games as a rookie... Finished the season tied for fourth among NHL rookie defensemen with 21 points... Scored three PPGs... Made his NHL debut vs. COL, Oct. 1... Earned his first career point (0-1-1) and had a +2 rating at ANA, Oct. 3... The goal scorer, Benn Ferriero, and the players who got assists, Demers and Frazer McLaren, all registered their first NHL career point on the goal... This marked only the second time in the previous 29 seasons that three players each got their first NHL point on the same goal... Scored two PPGs vs. MIN, Jan. 30, tying a SJS franchise single-game record for PPGs by a defenseman... Recorded his first career fighting major at DAL, Mar. 31... Split the season between San Jose and Worcester (AHL)... Totaled 4-13-17 and was plus-7 in 25 games with Worcester.

2008-09 HIGHLIGHTS

Collected 2-31-33 and notched a plus-15 rating in 78 contests with Worcester... Led Worcester in plus-minus... Ranked second among team defensemen in points... Scored first professional goal vs. POR, Dec. 7... Recorded two-thirds of a "Gordie Howe Hat Trick" in his professional debut with an assist and a fighting major (11 PIM) at Lowell, Oct. 11... Added four assists in 12 Calder Cup Playoff games... Finished second amongst team defensemen in points.

INTERNATIONAL

2012: Won the gold medal with Team Canada at the 2012 Spengler Cup, earning an assist (0-1-1) in the championship game.

PERSONAL

Favorite movie is "Dazed and Confused"... Enjoys soccer and cooking... Favorite vacation spot is Tokyo, Japan... Hockey idol growing up was Sergei Gonchar... Is a regular guest on The Bachelor Report hosted by Paul Bissonnette.

PACK FACT

Posted his fifth consecutive 20-point season in 2017-18

CAREER HIGHS									
Games 81 (14-15, 16-17)		Goals 9 (16-17)		Assists 29 (13-14)		Points 34 (13-14)			
CAREER HIGHLIGHTS				FIRSTS					
MOST GOALS/GAME: 2 – 2 times (last 11/10/16 vs. SJS)*		MOST SHOTS/GAME: 6 – 2 times (last 12/23/17 vs. COL)&		LONGEST POINT STREAK: 4 games – 4 times (last 10/28/17 – 11/2/17)&		FIRST COYOTES GAME: 10/5/17 at ANA		FIRST NHL GAME: 10/1/09 at COL^	
MOST ASSISTS/GAME: 3 -10/8/13 vs. NYR^		LONGEST GOAL STREAK: 2 games – 2 times (last 10/29/15 – 10/31/15)#		CAREER HAT TRICKS: None		FIRST COYOTES GOAL: 10/17/17 at DAL		FIRST NHL GOAL: 11/15/09 at CHI^	
MOST POINTS/GAME: 3 - 10/8/13 vs. NYR^		LONGEST ASSIST STREAK: 3 games – 2 times (last 1/16/18 – 1/20/18)&		MULTIPLE POINT GAMES: 21 (last 11/2/17 vs. BUF)&		FIRST COYOTES ASSIST: 10/14/17 vs. BOS		FIRST NHL ASSIST: 10/3/09 at ANA^	
MOST PIM/GAME: 19 – 1/6/17 vs. NSH*									

^w/ SJS, #w/DAL, *w/FLA, &w/ARI

CAREER STATISTICS

SEASON	TEAM	LEAGUE	GP	REGULAR SEASON								PLAYOFFS				
				G	A	PTS	PP	SH	GW	+/-	PIM	GP	G	A	PTS	PIM
2004-05	Moncton	QMJHL	25	0	1	1	-	-	-	5	10	-	-	-	-	-
2005-06	Moncton	QMJHL	21	1	3	4	1	0	0	15	15	-	-	-	-	-
	Victoriaville	QMJHL	33	2	13	15	-	-	-	-18	58	5	0	2	2	10
2006-07	Victoriaville	QMJHL	69	5	19	24	3	0	1	25	98	6	0	0	0	2
2007-08	Victoriaville	QMJHL	67	9	55	64	4	0	1	-6	91	6	1	5	6	6
2008-09	Worcester	AHL	78	2	31	33	1	0	0	15	54	12	0	4	4	6
2009-10	San Jose	NHL	51	4	17	21	3	0	1	5	21	15	1	4	5	8
	Worcester	AHL	25	4	13	17	0	0	0	7	24	-	-	-	-	-
2010-11	San Jose	NHL	75	2	22	24	0	0	0	19	28	13	2	1	3	8
2011-12	San Jose	NHL	57	4	9	13	2	0	1	-8	22	3	0	0	0	2
2012-13	San Jose	NHL	22	1	2	3	0	0	0	-4	10	1	0	0	0	2
2013-14	San Jose	NHL	75	5	29	34	1	0	0	14	30	7	0	1	1	12
2014-15	San Jose	NHL	20	0	3	3	0	0	0	-6	8	-	-	-	-	-
	Dallas	NHL	61	5	17	22	2	0	2	3	63	-	-	-	-	-
2015-16	Dallas	NHL	62	7	16	23	3	1	1	16	72	13	0	3	3	8
2016-17	Florida	NHL	81	9	19	28	0	0	2	-14	53	-	-	-	-	-
2017-18	Arizona	NHL	69	6	14	20	0	0	2	-4	37	-	-	-	-	-
FRANCHISE TOTALS			69	6	14	20	0	0	2	-4	37	-	-	-	-	-
NHL TOTALS			573	43	148	191	11	1	9	21	344	52	3	9	12	40



Center

6'1" | 204

Shoots: Left

Born: February 2, 1996

Palos, Illinois

Age: 22

Career vs. NHL

TEAM	GP	G	A	PTS	PIM
ANA	7	1	2	3	0
ARI	0	0	0	0	0
BOS	4	1	0	1	2
BUF	4	1	2	3	2
CGY	7	3	4	7	2
CAR	4	1	0	1	6
CHI	6	2	1	3	0
COL	6	1	0	1	2
CBJ	4	0	1	1	2
DAL	6	1	1	2	4
DET	4	0	1	1	4
EDM	9	2	3	5	0
FLA	4	0	0	0	0
LAK	9	1	4	5	2
MIN	6	1	3	4	0
MTL	4	3	1	4	2
NSH	6	2	1	3	0
NJD	4	0	1	1	0
NYI	4	0	1	1	4
NYR	4	1	3	4	0
OTT	3	0	0	0	0
PHI	4	1	2	3	2
PIT	4	0	0	0	0
SJS	8	0	2	2	2
STL	5	2	2	4	4
TBL	4	1	0	1	0
TOR	4	0	1	1	0
VAN	7	1	1	2	0
VGK	5	0	1	1	0
WSH	4	3	1	4	4
WPG	6	1	1	2	0
Totals:	156	30	40	70	44

18

CHRISTIAN DVORAK

Drafted: Arizona's 3rd choice (2nd round, 58th overall) in the 2014 Entry Draft

@10_CD

10_cd

2017-18 HIGHLIGHTS

Recorded 15-22-37 in 78 games... Scored two PPGs and two GWGs... Finished tied for third on the team in goals and fifth in points... Set career highs in assists and points... Second on ARI in FO% (51.4%)... Led the Coyotes with a 53.9 FO% at home... Totaled six multi-point games... Registered four-game point streak (1-3-4), Oct. 24-30... Had 1-1-2 vs. BUF, Nov. 2 and at MTL, Nov. 16... Skated in his 100th NHL game at OTT, Nov. 18... Posted three-game assist streak (0-4-4), Jan. 6-13... Scored twice at STL, Jan. 20... Scored and had an assist at WPG, Feb. 6 and vs. MIN, Mar. 1... Became the fourth player in Coyotes history (P. Mueller, T. Rieder, B. Perlini) to begin career with consecutive 10-goal or more seasons.

2016-17 HIGHLIGHTS

Registered 15-18-33 in 78 games... Led the team in plus-minus (+7)... Scored two PPGs... Fourth on ARI in goals... Totaled 471 face-off wins (FOW), which set a franchise record for the most FOW's in a season by a rookie... Ranked second among NHL rookies in FOW's... Had a 46.8 FO%... Tied for second on the team with 10 home goals... Led ARI's rookie forwards in TOI/G (15:37)... Made NHL debut and recorded first career point (assist) vs. PHI, Oct. 15... Scored first career goal vs. NSH, Nov. 3... Recorded two-game point streak (1-1-2), Nov. 3-4... Collected 1-1-2 vs. CGY, Dec. 19... Posted 1-1-2 vs. CHI, Feb. 2... Scored two goals in first career multi-goal game vs. MTL, Feb. 9... Registered 2-1-3 at CGY, Feb. 13... Had two-game point streak (1-1-2), Mar. 2-3... Skated in season-high 22:44 vs. CAR, Mar. 5... Notched an assist in back-to-back games (0-2-2), Mar. 14-16... Recorded two-game point streak (1-1-2), Mar. 20-21... Collected points in back-to-back games (2-1-3), Mar. 29-31... Scored two goals vs. WSH, Mar. 31... Had a two-game point streak (1-1-2), Apr. 4-6.

2015-16 HIGHLIGHTS

Recorded 52-69-121 and 27 PIM in 59 games as co-captain of London (OHL)... Led the Knights in goals, points, plus-minus (+56), PPGs (22), GWGs (11) and finished tied for the team lead in power-play assists (33)... Became the first Knight since John Tavares (2008-09) to score 50 goals in a season... Ranked first in the OHL in goals, PPGs and GWGs, tied for first in power-play assists, second in points and plus-minus and was sixth in assists... Collected 36 multi-point games including 10 games with four or more points... Scored three SHGs... Completed his junior career with 99-145-244, a plus-97 rating and 51 PIM in 158 games with the Knights... Had a three-game point streak (3-3-6) to start the season from Oct. 2-9... Collected 1-2-3 at Hamilton, Oct. 12... Registered a five-game point streak (2-7-9) from Oct. 12-24... Totaled a season-high four assists vs. Windsor, Oct. 30... Recorded a 19-game point streak (24-30-54) from Oct. 30-Jan. 9... Scored a career-best five goals and tied his OHL career high for points in a game with 5-1-6 at Guelph, Nov. 6... Was the third six-point game of his OHL career... Collected 2-2-4 at Windsor, Nov. 29... Named Pioneer Energy OHL Player of the Week for the week ending Nov. 29 after totaling 6-3-9 in three games with a plus-minus rating of plus-3... Notched 2-1-3 at Guelph, Dec. 6... Named Pioneer Energy OHL Player of the Week for the week ending Dec. 13 after leading the league with seven points in two games (3-4-7)... Also selected as CHL Player of the Week for the week ending Dec. 13... Recorded a 10-game point streak (9-14-23) from Feb. 12-Mar. 4... Added 14-21-35 in 18 playoff games... Finished third on London and in the OHL in postseason points... Ranked second on the team with a plus-29 postseason rating... Scored five PPGs in the playoffs... Had three assists at Owen Sound, Mar. 30... Posted 3-1-4 vs. Kitchener, Apr. 8... Collected 2-3-5 at Erie, Apr. 20... Notched 1-4-5 vs. Niagara, May 7... Scored a first period goal in London's 1-0 Game 4 victory over Niagara to

claim the 2016 OHL Championship, May 11... Helped the Knights win the 2016 Memorial Cup Championship in Red Deer, Alberta... Scored a tournament-leading seven goals... Totaled 7-5-12 in four Memorial Cup games... Named to 2016 MasterCard Memorial Cup All-Star Team... Selected as an OHL First Team All-Star... Was a finalist for the William Hanley Trophy for the league's most sportsmanlike player.

2014-15 HIGHLIGHTS

Registered 41-68-109, a plus-33 rating and 24 PIM in 66 games with London... Ranked 12th in the OHL in goals, sixth in assists and fifth in points... Scored 14 PPGs... Finished second on the Knights in points, goals and plus-minus... Notched 32 multi-point games including seven games with four or more points... Posted a 14-game point streak (11-19-30) from Oct. 24 - Nov. 30... Totaled 6-18-24 in 10 November games... Had a seven-game point streak (7-12-19) from Dec. 6-19... Recorded back-to-back six-point games (3-3-6 at Sarnia, Dec. 31 and 1-5-6 vs. Sarnia, Jan. 2)... Named Pioneer Energy OHL Player of the Week for the week ending Dec. 14 after posting 6-6-12 in three games... Also selected as the CHL's Player of the Week that week... Had a nine-game point streak (9-13-22) from Jan. 11-30... Collected 10-18-28 in 12 January contests... Named OHL Player of the Month for December after totaling 10-16-26 and a plus-12 rating in 10 games... Selected as the OHL Player of the Month for January after recording 10-18-28 in 12 contests... Totaled 5-8-13 in 10 postseason games with the Knights... Led the team in playoff assists and was second in points... Registered an eight-game playoff point streak (5-6-11) from Mar. 27 - Apr. 10... Signed a three-year entry-level contract with ARI on Apr. 17... Skated in two regular season games with Portland (AHL), totaling 1-1-2 and four PIM... Made his AHL debut vs. Providence, Apr. 18... Scored his first professional goal, assist and multi-point game (1-1-2) at Worcester, Apr. 19... Skated in his Calder Cup playoff debut at Manchester, Apr. 23... Tallied an assist at Manchester, Apr. 25.

2013-14 HIGHLIGHTS

Collected 6-8-14 and a plus-eight rating in 33 games with London... Made his OHL debut vs. Plymouth, Sept. 20... Recorded his first career OHL point (assist) vs. Saginaw, Sept. 27... Scored his first OHL goal vs. Windsor, Oct. 4... Had a four-game point streak (3-3-6) from Oct. 4-11.

2012-13 HIGHLIGHTS

Skated in nine games with Chicago (USHL)... Registered 2-3-5 and two PIM with the Steel... Totaled 19-33-52 and four PIM in 31 games with Chicago Mission U18.

INTERNATIONAL

2017: Scored a goal and skated in eight games with Team USA at the 2017 World Championships in Cologne, Germany and Paris, France... **2016:** Won a bronze medal with the U.S. National Junior team in the IIHF World Junior Championship in Helsinki, Finland... Totaled 3-5-8 in seven games... Named the U.S. Player of the Game in the semifinal game vs. Russia.

PERSONAL

Nickname is "Dvo"... Favorite player growing up was Jonathan Toews... Other favorites include: The Chainsmokers (Band) and "Step Brothers" (movie)... Most memorable hockey moment was winning the Memorial Cup with the London Knights in 2016... Enjoys golf.


PACK FACT

Scored 15 goals and recorded 30-plus points for the second consecutive season in 2017-18

CAREER HIGHS							
Games 78 (16-17, 17-18)		Goals 15 (16-17, 17-18)		Assists 22 (17-18)		Points 37 (17-18)	
CAREER HIGHLIGHTS				FIRSTS			
MOST GOALS/GAME: 2 – 4 times (last 1/20/18 at STL)	MOST SHOTS/GAME: 7 – 1/6/18 vs. NYR	LONGEST POINT STREAK: 4 games – (10/24/17 – 10/30/17)		FIRST COYOTES GAME: 10/15/16 vs. PHI	FIRST NHL GAME: 10/15/16 vs. PHI		
MOST ASSISTS/GAME: 2 – 1/13/18 at SJS	LONGEST GOAL STREAK: 2 games (3/13/18 – 3/15/18)	CAREER HAT TRICKS: None		FIRST COYOTES GOAL: 11/3/16 vs. NSH	FIRST NHL GOAL: 11/3/16 vs. NSH		
MOST POINTS/GAME: 3 – 2/13/17 at CGY	LONGEST ASSIST STREAK: 3 games – 2 times (last 1/6/18 – 1/13/18)	MULTIPLE POINT GAMES: 11 (last 3/1/18 vs. MIN)		FIRST COYOTES ASSIST: 10/15/16 vs. PHI	FIRST NHL ASSIST: 10/15/16 vs. PHI		
MOST PIM/GAME: 4 – 2 times (last 3/22/18 at CAR)							

CAREER STATISTICS

SEASON	TEAM	LEAGUE	GP	REGULAR SEASON								PLAYOFFS				
				G	A	PTS	PP	SH	GW	+/-	PIM	GP	G	A	PTS	PIM
2012-13	Chicago	USHL	9	2	3	5	-	-	-	-	2	-	-	-	-	-
2013-14	London	OHL	33	6	8	14	1	1	2	8	0	-	-	-	-	
2014-15	London	OHL	66	41	68	109	14	2	5	33	24	10	5	8	13	0
	Portland	AHL	2	1	1	2	0	0	0	2	4	5	0	1	1	0
2015-16	London	OHL	59	52	69	121	22	3	11	56	27	18	14	21	35	4
2016-17	Arizona	NHL	78	15	18	33	2	0	1	7	22	-	-	-	-	-
2017-18	Arizona	NHL	78	15	22	37	2	0	2	-19	22	-	-	-	-	-
FRANCHISE & NHL TOTALS			156	30	40	70	4	0	3	-12	44	-	-	-	-	-



Defense

6'2" | 193

Shoots: Left

Born: July 17, 1991

Karlskrona, Sweden

Age: 27

Career vs. NHL

TEAM	GP	G	A	PTS	PIM
ANA	37	3	13	16	18
ARI	0	0	0	0	0
BOS	13	2	3	5	8
BUF	12	2	4	6	10
CGY	30	7	13	20	20
CAR	12	0	3	3	4
CHI	23	2	10	12	30
COL	24	4	7	11	18
CBJ	19	6	6	12	18
DAL	25	2	6	8	12
DET	20	2	7	9	12
EDM	32	10	16	26	4
FLA	11	3	5	8	8
LAK	38	8	9	17	14
MIN	23	1	6	7	12
MTL	12	4	8	12	12
NSH	25	5	9	14	22
NUJ	12	2	1	3	4
NYI	12	2	5	7	8
NYR	12	1	6	7	4
OTT	12	2	5	7	12
PHI	12	5	2	7	22
PIT	13	0	5	5	14
SJS	35	6	8	14	22
STL	24	3	7	10	8
TBL	12	1	4	5	8
TOR	12	4	3	7	6
VAN	30	4	7	11	12
VGK	5	1	1	2	2
WSH	11	2	4	6	2
WPG	18	8	5	13	14
Totals:	576	102	188	290	360

23 OLIVER EKMAN-LARSSON

Drafted: Phoenix's 1st choice (1st round, 6th overall) in the 2009 Entry Draft

@OEL23

oel23

2017-18 HIGHLIGHTS

Recorded 14-28-42 in 82 games with ARI...Represented the Coyotes at the 2018 NHL All-Star Game in Tampa Bay...Selected as the team's Gila River Hotels & Casinos Man of the Year for his dedication to the community...Led ARI defensemen and finished fourth on the team in points...Tied for the team lead with three GWGs and six PPGs...Ranked tied with the second-most PPGs among NHL defensemen...Led the Coyotes in TOI/G (23:41), PP TOI/G (3:03), Shifts/G (29.2) and TOI (1,941)... Skated in his 500th career NHL game at DAL, Oct. 17...Is the 6th defenseman in franchise history to skate in 500 games with the team... Passed Phil Housley for seventh place on the franchise's all-time points list by a defenseman by collecting two assists at OTT, Nov. 18... Passed Dave Ellett for second place on the franchise's all-time goals list by a defenseman and passed Teppo Numminen for the second-most points by a defenseman in ARI history with a 2nd period goal at NSH, Jan. 18... Tallied three assists vs. MTL, Feb. 15... Scored his 100th career NHL goal vs. CGY, Mar. 19... Became the 6th defenseman from Sweden to reach 100 career goals and just the 2nd defenseman and the 18th player in franchise history to score 100 goals with the team... Has scored 10 or more goals in the each of the last five seasons and is just the 2nd defenseman in franchise history (Dave Ellett; 1984/85-1989/90) and the 4th Swedish defenseman to accomplish the feat.

2016-17 HIGHLIGHTS

Registered 12-27-39 in 79 games as an alternate captain with Arizona... Scored a team-leading eight PPGs... Led ARI defensemen and ranked second on the team in scoring... First on the team in TOI/G (24:36), Shifts/G (29.5), TOI (1,944:37), PP TOI/G (3:41), PP points (19)... Led Coyotes' defensemen in goals... His eight PPGs ranked tied for second among NHL blueliners... Moved to third in franchise history in goals by a defenseman... Scored in back-to-back games to start the season vs. PHI, Oct. 15 and at OTT, Oct. 18... Tied a career high with two goals at NJD, Oct. 25... Scored at PHI, Oct. 27... Recorded a four-game point streak (3-2-5), Oct. 25 - Nov. 1... Earned an assist in three consecutive games (0-3-3), Dec. 1-5... Tallied 1-1-2 vs. EDM, Dec. 21... Tied a career best with three assists vs. WPG, Jan. 13... Posted a five-game point streak (0-6-6), Feb. 9-16... Had 1-1-2 at TBL, Mar. 21.

2015-16 HIGHLIGHTS

Led the team in scoring for the second consecutive season with 21-34-55 in 75 games... Named team MVP... Established career highs in assists (34), points (55), PPGs (12) and GWGs (8)... Set an NHL record for GWGs in a season by a defenseman when he scored his eighth GWG vs. DAL, Mar. 24... Became the second defenseman in franchise history to score 20-plus goals in consecutive seasons (P. Housley in 1990-91/1991-92)... Ranked seventh among NHL defensemen in points and tied for second in goals and PPGs... His 12 PPGs were tied for the team lead and tied as the second-highest single-season PPG total by a defenseman in franchise history... Ranked second among League blueliners with 27 PP points... Led the Coyotes in TOI/G (24:46)... Was first in the NHL in PP TOI/G (5:10)... Skated in a League-high 388:12 of PP TOI... His 55 points were tied as the second-most in a season by a defenseman in Coyotes history (since 1996-97)... Tallied eight multi-point games... Scored a goal in the season opener at LAK, Oct. 9... Recorded 100th career assist vs. BOS, Oct. 17... Collected two assists at TOR, Oct. 26... Registered a seven-game point streak (3-4-7) from Nov. 7-19... Skated in a season-high 33:46 vs. NYR, Nov. 7... Scored a goal vs. CGY, Nov. 27... Notched a goal at NSH, Dec. 1... Scored two goals vs. LAK, Dec. 26... Tallied a career-high three assists vs. CHI, Dec. 29... Scored a goal vs. WPG, Dec. 31... Recorded a four-game point streak (3-4-7) from Jan. 7-14... Registered a career-high four points (1-3-4) vs. EDM, Jan. 12... Tied his career-high with nine shots vs. VAN, Feb. 10... Collected 1-2-3 vs. CHI, Feb. 4... Posted 1-2-3 vs. CGY, Feb. 12... Tallied 1-2-3 vs. MTL, Feb. 15... Tallied 200th career point at WSH, Feb. 22... Played in 400th career game at TBL, Feb. 23... Scored a goal in consecutive games at FLA, Feb. 25 and at PHI, Feb. 27... Recorded two assists at NSH, Apr. 7.

2014-15 HIGHLIGHTS

Led the team in scoring with 23-20-43 in 82 games on his way to being named team MVP... Only Coyote to play in all 82 games... Tied Phil Housley's franchise record for goals by a defenseman in a season... Led ARI and all NHL defensemen in goals, GWGs (7) and PPGs (10)... Matched the NHL record for GWGs in a season by a defenseman... Ranked tied for second in the NHL in OT goals (3)... Established a NHL record for most goals in a season by a Swedish-born defenseman... Led the team and ranked second among NHL defensemen in shots (264)... Led the team and ranked 10th among NHL defensemen in TOI/G (25:12)... Led the team in SH TOI (210:30), PP TOI (318:35) and shifts/G (29.6)... Had six multi-point games... Collected 2-1-3 vs. SJS, Apr. 4... Posted 1-1-2 at BUF, Mar. 26... Collected two assists at DET, Mar. 24... Scored his 20th goal of the season vs. VAN, Mar. 22... Scored twice vs. COL, Mar. 19... Collected two assists at CHI, Feb. 9... Scored the GWG on the PP at CBJ, Feb. 3... Recorded the GWG on the PP vs. WPG, Jan. 8... Scored the GWG on the PP vs. PHI, Dec. 29... Recorded a PPG at VAN, Dec. 22... Notched the GWG vs. EDM, Dec. 16... Collected 1-1-2 vs. MIN, Dec. 13... Scored a goal in back-to-back games at EDM, Dec. 1 and at CGY, Dec. 2... Had a goal vs. WSH, Nov. 18... Recorded the GWG on the PP vs. FLA, Oct. 25... Had the GWG on the PP vs. LAK, Oct. 11.

2013-14 HIGHLIGHTS

Established career highs in goals (15), assists (29), points (44), PPGs (8), GWGs (6) and PIM (50) in 80 games... Ranked fifth among NHL defensemen in goals and 14th in points... Ranked tied for first among NHL defensemen in GWGs and tied for third in PPGs... Led the team in TOI/game (25:53) and ranked sixth among all NHL defensemen... Led the team in shifts/G (29.4), ranked first in SH/TOI and was second in PP/TOI... Ranked third on the team in shots (199) and had six multi-point games... Posted 1-1-2 vs. EDM, Apr. 4... Scored a PPG at NYR, Mar. 24... Scored a PPG vs. BOS, Mar. 22... Recorded 1-1-2 and his 100th career point vs. MTL, Mar. 6... Had two assists at COL, Feb. 28... Scored two goals, including the game winner, vs. LAK, Jan. 28... Skated in a career-high 34:57 of ice time at VAN, Jan. 26... Recorded a point in four straight games (1-4-5) from Nov. 6-14... Recorded 1-2-3 vs. EDM, Oct. 26... Scored the GWG at PHI, Oct. 11.

2012-13 HIGHLIGHTS

Recorded 3-21-24 in 48 games to rank fifth on the team and second among defensemen in scoring... Had a plus-5 rating and 26 PIM... Led the team in assists (21), TOI/game (25:05) and shifts/game (28.7)... Ranked fourth on the team in shots (101), fifth in takeaways (21) and sixth in hits (73)... Led the team in SH TOI/G (3:00) and PP TOI/G (3:40)... Had six multi-point games... Tallied two assists vs. COL, Apr. 6... Recorded two assists vs. ANA, Mar. 4... Skated in a season-high 30:16 at VAN, Feb. 26... Registered two assists and was plus-3 vs. CGY, Feb. 18... Collected two assists at DAL, Feb. 1... Posted two goals (2-1-3) with a plus-3 rating and matched a season-high with six shots vs. CBJ, Jan. 23.

2011-12 HIGHLIGHTS

Posted then career highs in goals (13), assists (19), points (32) and games (82)... One of six Coyotes to play in all 82 games... Ranked first on the team in shifts/game (26.2) and second in TOI/G (22:06)... Finished second on the team in blocked shots (92) and third in hits (140)... Scored his 13th goal (GWG) vs. ANA, Mar. 31... Skated in a career-high 31:01 at DAL, Mar. 20... Posted a three-game goal streak (3-2-5) from Mar. 12-15... Scored a PPG and had an assist in a 5-4 win at VAN, Mar. 14... Posted 1-1-2 and a plus-3 rating at NSH, Mar. 12... Recorded 0-2-2 at CBJ, Jan. 13... Recorded 1-1-2 vs. NYI, Jan. 7... Recorded 1-1-2 vs. EDM, Dec. 15... Scored the GDG at CHI, Dec. 5... Notched 1-1-2 vs. ANA, Nov. 23... Recorded the first two-goal game of his career vs. WPG, Oct. 15... Scored his second career NHL goal at SJS, Oct. 8... **2012 Playoffs:** Recorded 1-3-4 in 16 postseason games... Led the team in TOI/G (25:46) and was second in shifts/game (32.2)... Played in all five games of the WCF against LAK... Appeared in all five games of the WCSF against NSH... Had an assist in Game 1 vs. NSH, Apr. 27... Recorded 1-2-3 in all six games of the WCQF against CHI... Scored his first career postseason goal (GWG), while collecting his first multi-point game (1-1-2) in Game 6 at CHI, Apr. 23... Made his Stanley Cup Playoff debut in Game 1 of the WCQF vs. CHI, Apr. 12; skating in a postseason career high 31:14 of ice time.

PACK FACT

Became the 6th defenseman from Sweden and just the 2nd defenseman in franchise history to score 100 goals with the team, named captain of the Coyotes on Sept. 14, 2018

2010-11 HIGHLIGHTS

In his first professional season, appeared in 48 games with Phoenix, recording 1-10-11...Also played in 15 games with San Antonio (AHL), collecting 3-7-10...Collected an assist at SJS, Feb. 1...Recorded career high five hits vs. LAK, Jan. 22...Netted first career NHL goal vs. SJS, Jan. 17...Posted a three-game point streak (1-2-3) from Jan. 13-17...Collected an assist vs. BUF, Jan. 8...Recorded an assist vs. MIN, Dec. 9; after being recalled from San Antonio earlier in the day...Recorded his first NHL point (assist) against CAR on Oct. 23...Skated in 23:47 in season-opening win against the Bruins...Made his NHL debut vs. BOS, Oct. 9.

2009-10 HIGHLIGHTS

Played in 42 games for Leksand in Sweden's second-highest professional league, recording 9-18-27 and 98 PIM...Ranked second on the team and tied for seventh in the league in points by a defenseman...Led all players under the age of 19 in league scoring...Collected 2-4-6 in 10 playoff games.

2008-09 HIGHLIGHTS

Played in 39 games for Leksand (Sweden-2), collecting 3-14-17 and 32 PIM...Led the league in plus/minus with a plus-44 rating...Led all players under the age of 18 in scoring for the season (no other 17-year-old had more than six points on the season)...Tallied 2-2-4 in eight playoff games.

2007-08 HIGHLIGHTS

Played in 27 games for Tingsryd of the Swedish junior league (Sweden-3), recording 3-5-8 and 10 PIM...Helped Smland win Sweden's national tournament, TV-Pucken...Recorded 4-3-7 in eight games and was named the tournament's best defenseman.

INTERNATIONAL CAREER

2018: Won a gold medal with Sweden at the IIHF World Championship in Copenhagen, Denmark...It marked Sweden's second consecutive gold medal at the world championship...Skated in 31:11, took five shots on goal, set up the game-tying goal, and scored one of Sweden's two shootout goals in the gold medal game...**2017:** Won a gold medal with Sweden at the IIHF World Championship in Cologne, Germany and Paris, France...Scored two goals and posted 2-3-5 in eight games...**2016:** Skated in four games with Sweden at the World Cup of Hockey in Toronto...**2015:** Recorded 2-10-12 in eight games and was a plus-4 with Sweden at the IIHF World Championship in the Czech Republic...**2014:** Won a silver medal with Sweden at the Olympics in Sochi, Russia...Collected 0-3-3 in six games...**2011:** Won a silver medal at the IIHF World Championship in Slovakia...Recorded 1-3-4 and a plus-5 rating in seven games...Averaged 17:19 of ice time per game and took 24 shots...**2010:** Won a bronze medal at both the IIHF World Junior Championship in Saskatoon and

Saskatchewan and IIHF World Championship in Germany...Registered 2-3-5 with 12 PIM and a plus-5 rating in six games at the WJC...Tied for the team lead in points by defensemen...Ranked tied for sixth in scoring among all defensemen in the tournament...Selected as one of Sweden's top three players for the tournament by opposing coaches...Collected 1-2-3 and a plus-3 rating in nine games in the IIHF World Championship...Recorded 20:02 TOI in the bronze medal game vs. Germany...**2009:** Represented Team Sweden at the IIHF U-18 World Championship in Fargo, North Dakota and Moorhead, Minnesota, collecting 2-6-8 in six games and helping Sweden to a fifth place finish.

PERSONAL

Nickname is OEL...Named captain of the Coyotes on Sept. 14, 2018...Favorite player growing up was Nicklas Lidstrom...Spends the summer in Sweden with family and friends...Enjoys playing tennis in his spare time...Favorite movie is "American Pie"...Other favorites include: Abba (band) and "Two and a Half Men" (TV show)... If he weren't a hockey player, he would like to coach hockey...His brother Kevin is a defenseman for the Tucson Roadrunners (AHL).

CAREER HIGHS

Games 82 (11-12, 14-15, 17-18)

Goals 23 (14-15)

Assists 29 (13-14)

Points 55 (15-16)

CAREER HIGHLIGHTS

MOST GOALS/GAME:

2 – 8 times (last 3/19/18 vs. CGY)

MOST SHOTS/GAME:

9 – 2 times (last 2/10/16 vs. VAN)

LONGEST POINT STREAK:

7 games – 11/7/15-11/19/15

MOST ASSISTS/GAME:

3 – 4 times (last 2/15/18 vs. MTL)

LONGEST GOAL STREAK:

3 games – 2 times (11/24/17 – 11/28/17)

CAREER HAT TRICKS:

None

MOST POINTS/GAME:

4 – 1/12/16 vs. EDM

LONGEST ASSIST STREAK:

5 games – 2/9/17 – 2/16/17

MULTIPLE POINT GAMES:

43 (last 3/31/18 vs. STL)

MOST PIM/GAME:

14 – 3/26/16 vs. PHI

FIRSTS

FIRST COYOTES GAME:

10/9/10 at BOS

FIRST NHL GAME:

10/9/10 at BOS

FIRST COYOTES GOAL:

1/17/11 vs. SJS

FIRST NHL GOAL:

1/17/11 vs. SJS

FIRST COYOTES ASSIST:

10/23/10 vs. CAR

FIRST NHL ASSIST:

10/23/10 vs. CAR

CAREER STATISTICS

SEASON	TEAM	LEAGUE	GP	REGULAR SEASON								PLAYOFFS				
				G	A	PTS	PP	SH	GW	+/-	PIM	GP	G	A	PTS	PIM
2007-08	Tingsryd	Sweden-3	27	3	5	8	-	-	-	-	10	-	-	-	-	-
2008-09	Leksand	Sweden-2	39	3	14	17	-	-	-	-	32	8	2	2	4	6
2009-10	Leksand	Sweden-2	42	9	18	27	-	-	-	-	98	10	2	4	6	8
2010-11	Phoenix	NHL	48	1	10	11	0	0	0	3	24	-	-	-	-	-
	San Antonio	AHL	15	3	7	10	1	0	0	-3	16	-	-	-	-	-
2011-12	Phoenix	NHL	82	13	19	32	2	1	2	0	32	16	1	3	4	8
2012-13	Portland	AHL	20	7	14	21	3	0	2	5	28	-	-	-	-	-
	Phoenix	NHL	48	3	21	24	0	0	1	5	26	-	-	-	-	-
2013-14	Phoenix	NHL	80	15	29	44	8	0	6	-4	50	-	-	-	-	-
2014-15	Arizona	NHL	82	23	20	43	10	1	7	-18	40	-	-	-	-	-
2015-16	Arizona	NHL	75	21	34	55	12	0	8	-6	96	-	-	-	-	-
2016-17	Arizona	NHL	79	12	27	39	8	0	1	-25	48	-	-	-	-	-
2017-18	Arizona	NHL	82	14	28	42	6	0	3	-28	44	-	-	-	-	-
FRANCHISE & NHL TOTALS			576	102	188	290	46	2	28	-73	360	16	1	3	4	8



Right Wing

6'2" | 211

Shoots: Right

Born: April 15, 1997

Chicago, Illinois

Age: 21

Career vs. NHL

TEAM	GP	G	A	PTS	PIM
ANA	4	1	0	1	4
ARI	0	0	0	0	0
BOS	2	0	0	0	0
BUF	2	0	0	0	0
CGY	4	1	0	1	0
CAR	2	0	1	1	0
CHI	3	1	2	3	0
COL	3	0	0	0	0
CBJ	2	0	0	0	0
DAL	3	0	1	1	0
DET	2	0	1	1	0
EDM	4	1	1	2	0
FLA	4	2	0	2	0
LAK	4	1	1	2	0
MIN	2	0	2	2	0
MTL	2	1	1	2	2
NSH	3	1	0	1	0
NJD	2	1	2	3	2
NYI	2	0	1	1	0
NYR	1	0	0	0	0
OTT	2	0	0	0	0
PHI	2	0	1	1	0
PIT	2	0	1	1	0
SJS	4	1	1	2	0
STL	4	1	1	2	2
TBL	4	2	0	2	0
TOR	2	1	0	1	0
VAN	5	1	0	1	0
VGK	4	0	1	1	2
WSH	3	2	0	2	0
WPG	3	0	0	0	2
Totals:	86	18	18	36	14

36 CHRISTIAN FISCHER

Drafted: Arizona's 3rd choice (2nd round, 32nd overall) in the 2015 Entry Draft

@Cfish61

christianfischer61

2017-18 HIGHLIGHTS

Registered 15-18-33 in 79 games with Arizona... Scored five PPGs and three GWGs... Ranked tied for third on the team in goals, tied for second in PPGs and tied for first in GWGs... Finished fourth on the team and third among Coyotes' forwards with 154 shots... His nine road goals were tied for second-most on the team... Scored in season opener at ANA, Oct. 5... Tallied first NHL assist at DET, Oct. 31... Recorded first NHL multi-point game (1-1-2) at MTL, Nov. 16... Had 1-1-2 vs. LAK, Nov. 24... Notched two assists vs. NJD, Dec. 2... Scored in back-to-back games vs. FLA, Dec. 19 and vs. WSH, Dec. 22... Posted 1-1-2 at STL, Jan. 20... Registered career-high three-game assist/point streak (0-4-4), Feb. 10-13... Scored goals in consecutive games at CGY, Apr. 3 and at VAN, Apr. 5.

2016-17 HIGHLIGHTS

Appeared in seven games with the Coyotes... Scored three goals including one GWG... Made NHL debut and scored first career goal vs. TBL, Jan. 21... Scored a goal vs. FLA, Jan. 23... Recorded first two-game goal streak of his career, Jan. 21-23... Became 11th player in Coyotes history to score a goal in his NHL debut... Is also the first player in franchise history to score a goal in each of his first two career NHL games... He is the third player in Coyotes history to score three goals in his first four career NHL games... Netted a goal and tallied four shots at TBL, Mar. 21... Registered 20-27-47 in 57 games with Tucson (AHL)... Scored five PPGs and four GWGs... Led the Roadrunners in goals and was second on the team in points... Ranked eighth among AHL rookies in goals... Recorded a six-game point streak (2-4-6) from Oct. 28 - Nov. 18... Scored a hat trick at SA, Dec. 16... Posted a seven-game point streak (7-7-14), Dec. 9-28... Tallied 1-2-3 vs. TEX, Jan. 13... Had a goal and two assists vs. SJ, Feb. 24... Totaled 11 multi-point games with Tucson... Selected as a 2017 AHL All-Star.

2015-16 HIGHLIGHTS

Signed a three-year entry-level contract with Arizona on Aug. 20... Led Windsor (OHL) in scoring with 40-50-90 in 66 games, which were the most single season points in Windsor history since the 2010-11 season... Ranked 10th in goals and points and was tied for 12th in assists among OHL skaters... Recorded a season-long 12-game point streak (14-8-22) from Feb. 20 - Mar. 18... Scored a goal in four consecutive games (7-3-10) from Feb. 27 - Mar. 5... Totaled 25 multi-point games including four four-point games... Registered 12 multi-goal games... Collected 1-2-3 in five playoff games... Skated in six games with Springfield (AHL), notching 2-1-3... Scored his first AHL goal in two-goal performance vs. POR, Apr. 16.

2014-15 HIGHLIGHTS

Recorded 31-33-64 and 22 PIM in 66 games with USA U-18 (USHL)... Ranked fifth on the U.S. U-18 Team in points and third in goals... Set a USHL record for the fastest goal to start a game when he scored six seconds into the first period on Mar. 5 vs. Omaha.

2013-14 HIGHLIGHTS

Registered 19-23-42 and 23 PIM in 54 games with the USA U-17 team.

INTERNATIONAL CAREER

2015: Won gold with U.S. Men's National U-18 Team at the IIHF U-18 World Championship in Zug and Lucerne, Switzerland... Totaled 1-7-8 in seven games... Member of the second-place U.S. National Under-18 Team at the 2015 Under-18 Five Nations Tournament in Kravare and Poruba, Czech Republic... Tallied 2-1-3 in four games... **2014:** Member of the first-place U.S. National Under-18 Team at the Under-18 Four Nations Tournament in Sundsvall, Sweden... Recorded 1-1-2 in four games... Member of the U.S. National Under-17 Team that won the World Under-17 Hockey Challenge title in Sydney, Nova Scotia... Recorded 2-4-6 in six contests... **2013:** Member of the U.S. National Under-17 Team that captured the Under-17 Four Nations Tournament championship in Prievidza, Slovakia... Notched a goal and an assist in four games.

PERSONAL

Nickname is 'Fish'... Enjoys playing golf... Patrick Kane was his favorite player growing up... Drake is his favorite music artist... Miracle is his favorite movie... Scoring his first NHL goal is his most memorable hockey moment.


PACK FACT

Scored his 15th career NHL goal in his 50th career NHL game to become the second-quickest skater to score 15 goals by a rookie in Coyotes history (Peter Mueller: 15 goals in 49 games).

CAREER HIGHS							
Games 79 (17-18)		Goals 15 (17-18)		Assists 18 (17-18)		Points 33 (17-18)	
CAREER HIGHLIGHTS				FIRSTS			
MOST GOALS/GAME: 1 – 18 times (last 4/5/18 at VAN)	MOST SHOTS/GAME: 6 – 12/19/17 vs. FLA	LONGEST POINT STREAK: 3 games – 2/10/18 – 2/13/18		FIRST COYOTES GAME: 1/21/17 vs. TBL	FIRST NHL GAME: 1/21/17 vs. TBL		
MOST ASSISTS/GAME: 2 – 3 times (last 3/1/18 vs. MIN)	LONGEST GOAL STREAK: 2 games – 3 times (4/3/18 – 4/5/18)	CAREER HAT TRICKS: None		FIRST COYOTES GOAL: 1/21/17 vs. TBL	FIRST NHL GOAL: 1/21/17 vs. TBL		
MOST POINTS/GAME: 2 – 6 times (last 3/1/18 vs. MIN)	LONGEST ASSIST STREAK: 3 games – 2/10/18 – 2/13/18	MULTIPLE POINT GAMES: 6 (last 3/1/18 vs. MIN)		FIRST COYOTES ASSIST: 10/31/17 at DET	FIRST NHL ASSIST: 10/31/17 at DET		
MOST PIM/GAME: 4 – 10/5/17 at ANA							

CAREER STATISTICS

SEASON	TEAM	LEAGUE	GP	REGULAR SEASON								PLAYOFFS				
				G	A	PTS	PP	SH	GW	+/-	PIM	GP	G	A	PTS	PIM
2013-14	U.S. National U-17 Team	USHL	54	19	23	42	-	-	-	-	23	-	-	-	-	-
2014-15	U.S. National U-18 Team	USHL	66	31	33	64	-	-	-	-	22	-	-	-	-	-
2015-16	Windsor	OHL	66	40	50	90	10	0	6	35	34	5	1	2	3	0
	Springfield	AHL	6	2	1	3	2	0	0	-6	0	-	-	-	-	-
2016-17	Tucson	AHL	57	20	27	47	5	1	4	-17	28	-	-	-	-	-
	Arizona	NHL	7	3	0	3	0	0	1	0	0	-	-	-	-	-
2017-18	Arizona	NHL	79	15	18	33	5	0	3	-17	14	-	-	-	-	-
FRANCHISE & NHL TOTALS			86	18	18	36	5	0	4	-17	14	-	-	-	-	-



Center

6'1" | 207

Shoots: Left

Born: February 12, 1994

Milwaukee, Wisconsin

Age: 24

Career vs. NHL

TEAM	GP	G	A	PTS	PIM
ANA	9	4	4	8	2
ARI	10	5	2	7	2
BOS	23	3	10	13	11
BUF	25	9	9	18	8
CGY	8	0	2	2	2
CAR	16	5	3	8	14
CHI	9	0	4	4	0
COL	9	2	4	6	2
CBJ	13	3	4	7	4
DAL	9	3	3	6	6
DET	20	6	12	18	6
EDM	10	4	3	7	2
FLA	22	6	5	11	6
LAK	10	1	0	1	8
MIN	8	2	2	4	0
MTL	0	0	0	0	0
NSH	9	2	2	4	0
NJD	16	6	8	14	10
NYI	16	6	10	16	2
NYR	17	6	4	10	2
OTT	25	3	8	11	16
PHI	17	5	10	15	6
PIT	16	1	6	7	6
SJS	9	0	3	3	2
STL	9	2	2	4	0
TBL	22	6	3	9	12
TOR	24	7	7	14	10
VAN	9	3	3	6	6
VGK	2	0	1	1	0
WSH	15	3	7	10	2
WPG	11	5	6	11	4
Totals:	418	108	147	255	151

17

ALEX GALCHENYUK

Drafted: Montreal's 1st choice (1st round, 3rd overall) in the 2012 Entry Draft
 Acquired: From Montreal in exchange for Max Domi on June 15, 2018

@AGally94

agally94

2017-18 HIGHLIGHTS

Registered 19-32-51 in 82 games with MTL...His 32 assists were a career high...Ranked second on the Canadiens in assists, points and shots (213- career high)...Third on the team in goals...Led the team with nine PPGs, which tied his career high for a season...First on MTL in home scoring (11-23-34 in 41 games)...Led the Canadiens in power-play points (9-15-24)...Totaled 10 multi-point games...Recorded a career-high four assists (0-4-4) vs. DET, Dec. 2...Scored his 100th NHL goal vs. BOS, Jan. 13...Scored his second career hat trick and matched his career high for points in a game (3-1-4) in his 400th NHL game at NYI, Mar. 2.

2016-17 HIGHLIGHTS

Recorded 17-27-44 in 61 games...Finished third on the team in points...Tied for third with six PPGs...Ranked third among Canadiens in power-play points (6-9-15)...Tied an NHL record (since 1983-84) with five OT goals...Had eight multi-point games...Posted five-game point streak (1-4-5) to start the season, Oct. 13-22...Registered six-game point streak (3-5-8), Nov. 5-15...Led the team with six goals and 14 points during Nov...Collected 1-2-3 at NJD, Jan. 20...Led the NHL in Feb. in game-winning goals (3 – tied with F. Forsberg and V. Arvidsson)...**2017 Playoffs:** Totaled three assists in six Stanley Cup Playoff games.

2015-16 HIGHLIGHTS

Scored a career-high 30 goals and 56 points (30-26-56 in 82 games)...Became the third-youngest player to score 30 goals in a season for the Canadiens (22 years, 57 days)...Finished tied for first on MTL in goals and second in points...Scored a team-leading nine PPGs...His eight multi-goal games tied for first in the NHL...Was second on the team in shots (201)...Led the Canadiens with 15 road goals...Collected three assists at BOS, Oct. 10...Selected as the NHL's Third Star of the Week for the week ending Nov. 29 after posting 4-1-5 in three games...Registered a five-game point streak (5-2-7), Nov. 20-28...Had a five-game point streak (2-3-5), Dec. 21-29...Became the first Canadiens player with five multi-goal efforts in eight games (Feb. 24 – Mar. 10) since Jean Béliveau achieved that feat Feb. 28 – March 15, 1959 (13-10-23)...Posted 2-1-3 vs. DAL, Mar. 8...Became the first Canadiens player with a three-game multi-goal streak (March 5-10) since Brian Savage from Oct. 25-28, 1995.

2014-15 HIGHLIGHTS

Skated in 50 games with MTL, totaling 20-26-46...Ranked fourth on the team in goals and second with 14 home goals...Tallied four shootout goals, which were tied for the team lead...Totaled 12 power-play points...Collected eight multi-point games including three three-point contests...Notched three assists vs. PHI, Nov. 15...Scored his first career hat trick vs. CAR, Dec. 16...Had 2-1-3 at STL, Feb. 24...**2015 Playoffs:** Recorded 1-3-4 in 12 Stanley Cup Playoff games...Tallied two assists in Game 4 of ECSF at TBL, May 7.

2013-14 HIGHLIGHTS

Totaled 13-18-31 in 65 games with the Canadiens...Scored two GWGs and had 10 power-play points...Started the season with a four-game point streak (1-6-7), Oct. 1-10...Posted 1-2-3 vs. NYI, Nov. 10...Returned to action on Feb. 26 vs. DET, after missing 15 games with a hand injury suffered vs. FLA, Jan. 6...Returned to action vs. NYR, May 19, after missing 14 games (2 in the regular season and 12 in the playoffs) due to a knee injury suffered at CHI, Apr. 9...**2014 Playoffs:** Scored his 1st career GWG in the playoffs in Game 3 of the ECF at NYR, May 22...Recorded 1-1-2 in Game 5 of the ECF vs. NYR, May 27.

2012-13 HIGHLIGHTS

Registered 9-18-27 in 48 games as a rookie with MTL...Led the team with a plus-14 rating...Ranked first among Canadiens' rookies in assists, second in goals and third in TOI/G (12:19)...Had five multi-point games...Finished the season tied for second among NHL rookies in assists, fourth in plus-minus (+14) and tied for fifth in points and GWGs (2)...Made NHL debut vs. TOR, Jan. 19...Scored his first NHL goal vs. FLA, Jan. 22...Earned his first NHL assist and multi-point game (0-2-2) vs. NJD, Jan. 27...Was the Molson Cup recipient for the month of Jan. (1-4-5 in six games)...Tied for second among NHL rookies in assists (4) and tied for third in points (5) in Jan...Recorded a five-game point streak (3-3-6), Apr. 3-11...Had a three-game goal streak (3-0-3), Apr. 15-18...Finished second among NHL rookies in April with 12 points (6-6-12)...**2013 Playoffs:** Skated in his Stanley Cup Playoffs debut and recorded his first NHL postseason point (assist) in Game 1 of the ECQF vs. OTT, May 2...Scored his first career playoff goal in Game 4 of ECQF at OTT, May 7...Collected 27-34-61 and was +16 in 33 games with Sarnia (OHL)...Completed his junior career with 58-86-144 in 103 career games with the Sting.

INTERNATIONAL CAREER

2013: Won gold with Team USA at the WJC collecting eight points (2-6-8) in seven games...Helped Team USA earn a bronze medal, scoring two goals in four games at the World Championship.

PERSONAL

Nickname is "Gally"...His father, Alex, was his favorite hockey player growing up...Drake is his favorite artist...Suits is his favorite TV show...Enjoys basketball and traveling.

PACK FACT

Registered 101 goals before his 24th birthday, which were the fifth-most in Montreal franchise history (13 goals more than Hall of Famer Rocket Richard).

CAREER HIGHS			
Games 82 (17-18)	Goals 30 (15-16)	Assists 32 (17-18)	Points 56 (15-16)
CAREER HIGHLIGHTS			FIRSTS
MOST GOALS/GAME: 3 – 2 times (last 3/2/18 at NYI)*	MOST SHOTS/GAME: 8 – 11/9/17 vs. MIN*	LONGEST POINT STREAK: 6 games – 2 times (last 2/25/17 – 3/7/17)*	FIRST COYOTES GAME: -
MOST ASSISTS/GAME: 4 – 12/2/17 vs. DET*	LONGEST GOAL STREAK: 4 games – 11/22/15 – 11/28/15*	CAREER HAT TRICKS: 2 (last 3/2/18 at NYI)*	FIRST COYOTES GOAL: -
MOST POINTS/GAME: 4 – 2 times (last 3/2/18 at NYI)*	LONGEST ASSIST STREAK: 4 games – 10/1/13 – 10/10/13*	MULTIPLE POINT GAMES: 47 (last 4/3/18 vs. WPG)*	FIRST COYOTES ASSIST: -
MOST PIM/GAME: 6 – 4/4/14 at OTT*			FIRST NHL GAME: 1/19/13 vs. TOR*
			FIRST NHL GOAL: 1/22/13 vs. FLA*
			FIRST NHL ASSIST: 1/27/13 vs. NJD*

*w/MTL

CAREER STATISTICS

SEASON	TEAM	LEAGUE	GP	REGULAR SEASON								PLAYOFFS				
				G	A	PTS	PP	SH	GW	+/-	PIM	GP	G	A	PTS	PIM
2010-11	Sarnia	OHL	68	31	52	83	10	1	2	-8	52	-	-	-	-	-
2011-12	Sarnia	OHL	2	0	0	0	0	0	0	-4	0	6	2	2	4	4
2012-13	Sarnia	OHL	33	27	34	61	7	1	2	16	22	-	-	-	-	-
	Montreal	NHL	48	9	18	27	0	0	2	14	20	5	1	2	3	0
2013-14	Montreal	NHL	65	13	18	31	3	0	2	-12	26	5	2	1	3	2
2014-15	Montreal	NHL	80	20	26	46	3	0	1	8	39	12	1	3	4	10
2015-16	Montreal	NHL	82	30	26	56	9	0	4	-8	20	-	-	-	-	-
2016-17	Montreal	NHL	61	17	27	44	6	0	6	-5	24	6	0	3	3	4
2017-18	Montreal	NHL	82	19	32	51	9	0	2	-31	22	-	-	-	-	-
NHL Totals			418	108	147	255	30	0	17	-34	151	28	4	9	13	16



Defense

5'11" | 176

Shoots: Left

Born: July 30, 1985

Grand Rapids, Minnesota

Age: 33

Career vs. NHL

TEAM	GP	G	A	PTS	PIM
ANA	34	5	13	18	20
ARI	24	0	2	2	6
BOS	22	1	6	7	10
BUF	22	7	11	18	8
CGY	27	0	8	8	6
CAR	19	4	7	11	6
CHI	30	2	15	17	12
COL	27	3	8	11	4
CBJ	20	4	6	10	2
DAL	8	0	2	2	0
DET	21	1	8	9	12
EDM	24	0	7	7	8
FLA	17	1	7	8	4
LAK	33	4	18	22	14
MIN	33	5	12	17	10
MTL	19	4	10	14	14
NSH	32	5	17	22	12
NJD	26	3	8	11	10
NYI	24	2	11	13	4
NYR	22	1	10	11	8
OTT	18	2	8	10	4
PHI	26	5	10	15	6
PIT	12	0	4	4	4
SJS	32	3	9	12	14
STL	31	4	12	16	6
TBL	18	3	10	13	10
TOR	19	0	10	10	10
VAN	27	2	9	11	8
VGK	5	0	0	0	2
WSH	20	1	7	8	6
WPG	30	1	10	11	14
Totals:	722	73	275	348	254

33 ALEX GOLIGOSKI

Drafted: Pittsburgh's 3rd choice (2nd round, 61st overall) in the 2004 Entry Draft
 Acquired: From Dallas in exchange for a 5th round draft choice in the 2016 Entry Draft and then signed to a five-year contract on June 22, 2016

@gollygoose33

2017-18 HIGHLIGHTS

Recorded 12-23-35 in 78 games...His 12 goals marked the second-highest single-season goal total of his career... Registered 20 assists for the ninth consecutive year and is one of just four NHL defensemen to have registered at least 20 assists or more for nine straight years (Duncan Keith, Keith Yandle and Ryan Suter)...Finished second among ARI defensemen in goals, assists, points, power-play points (11) and shots (119)...Led ARI with 154 blocked shots...Tied for the team lead with three GWGs...Ranked second on the team in TOI/G (23:17), TOI (1,815) and shifts/game (28.5)...Totaled six multi-point games...Tallied three assists in season-opener at ANA, Oct. 5...Posted three-game point streak (1-3-4), Oct. 26-30...Had 1-1-2 at PHI, Oct. 30...Notched four-game point streak (1-3-4), Nov. 11-18...Recorded a four-game point streak (1-3-4), Dec. 27 - Jan. 4...Skated in his 700th career NHL game at SJS, Feb. 13...Registered five-game point streak (3-4-7), Feb. 6-13...Scored twice at CAR, Mar. 22.

2016-17 HIGHLIGHTS

Registered 6-30-36 and 28 PIM in 82 games with the Coyotes... Only ARI player to skate in all 82 games...Finished fourth on the team in scoring...Led ARI defensemen and was second on the team in assists...His 130 assists since 2013-14 were tied for 19th-most among League blueliners...Led the team in SH TOI/G (2:27) and SH TOI (202:02)...Ranked second among ARI defensemen in TOI/G (23:19), TOI (1,913) and shifts/game (28.7)...First on the team with 143 blocked shots...Tallied an assist in team debut vs. PHI, Oct. 15...Notched two assists at OTT, Oct. 18...Posted 1-1-2 vs. NSH, Dec. 10... Skated in 600th NHL game at VAN, Jan. 4...Had a three-game point streak (1-3-4), Feb. 2-9...Earned two assists at LAK, Feb. 16...Recorded three-game assist streak (0-3-3), Feb. 23-26... Recorded his 300th NHL point at CHI, Feb. 23...Scored in back-to-back games (2-0-2), Mar. 2-3...Scored and added an assist vs. DET, Mar. 16...Registered a four-game point streak (1-3-4), Mar. 27 - Apr. 2.

2015-16 HIGHLIGHTS

Skated in all 82 games with the Stars, recording 5-32-37... Finished second among team defensemen in points and assists...His plus-21 rating ranked second on DAL and tied for 17th in the NHL...Finished second on the team in TOI/G (23:50)...Played in his 500th NHL game at WSH, Nov. 19... Tallied his 200th career assist vs. MTL, Dec. 19...Had six multi-point games...Collected three assists at VAN, Dec. 3... Recorded a four-game assist streak (0-5-5) from Feb. 29 - Mar. 6...Had two assists and was plus-five vs. NSH, Mar. 29...**2016 Playoffs:** Skated in 13 Stanley Cup Playoff games with DAL, registering 4-3-7...Finished first among Stars defensemen and fourth on the team in postseason scoring...Earned a point in four straight games (3-1-4) from Apr. 22 - May 1.

2014-15 HIGHLIGHTS

Finished third among DAL defensemen with 36 points (4-32-36) in 81 games...Led Stars defensemen and ranked fourth on the team in assists...Became one of just four NHL defensemen to record at least 20 assists in each of their previous six seasons...He was also one of eight blueliners to register six consecutive 25-point seasons...Led the Stars with 157 blocked shots and ranked fourth with 100 hits...Led the team in TOI/G (23:48) for the fifth straight season...Tallied 11 multi-point games...Skated in his 400th career NHL game vs. CHI, Oct. 9...Had two assists at PIT, Oct. 16 and at NYI, Oct. 25...Posted 1-1-2 vs. TBL, Feb. 5...Notched two assists and was plus-three at CHI, Jan. 18.

2013-14 HIGHLIGHTS

Led DAL defensemen with 42 points (6-36-42) in 81 games... Finished tied for 21st among NHL defensemen in points...Also ranked third on the Stars in points and assists...Established a career high for assists in a season, which were tied for ninth in

the NHL among defensemen...Led the Stars in TOI/G (24:18)... Ranked tied for third on the team and first among defensemen in power-play points (3-12-15)...His 22 home assists ranked third on DAL...Blocked a team-leading 154 shots...Finished first among Stars defensemen with 141 shots...Tallied three assists and was plus-four at CGY, Nov. 14...Registered two assists and a plus-four rating vs. PHI, Dec. 7...Skated in a season-high 31:58 and notched an assist at SJS, Dec. 21...Had two assists vs. NSH, Dec. 27...Posted two assists with a plus-three rating vs. TOR, Jan. 23...Recorded a four-game assist streak (0-7-7), Jan. 21-27...Had a five-game point streak (3-3-6), Mar. 3-11...Tied a career high with four points and set a new career high for assists in a game (0-4-4) and had a plus-five rating vs. NSH, Mar. 28...**2014 Playoffs:** Appeared in six games against ANA in the WCQF...Recorded 1-3-4 and a team-best plus-seven rating.

2012-13 HIGHLIGHTS

Led Stars defensemen in points (3-24-27 in 47 games) for the second consecutive season...Also led DAL blueliners in shots (80)...Led the team and ranked tied for fifth among NHL defensemen with 24 assists...Tied for the team lead with a plus-four rating...Averaged a team-leading 22:23 TOI/G... Notched five multi-point games...Earned his 100th NHL assist vs. STL, Jan. 26...Skated in his 300th NHL game at LAK, Mar. 21...Collected two assists and his 200th career point vs. LAK, Mar. 31...Scored a goal and added an assist at LAK, Apr. 21.

2011-12 HIGHLIGHTS

Appeared in 71 games in his first full season with the Stars... Recorded 9-21-30 and two PPGs...Led DAL defensemen in goals, assists (tied) and points...Led the team in TOI/G (22:46)...Ranked sixth on the team in shots (140) and fifth in blocked shots (93)...Notched five multi-point games...Scored a goal and added an assist vs. COL, Nov. 4...Posted 1-1-2 at LAK, Jan. 12...Skated in a season-high 30:09 vs. SJS, Mar. 8.

2010-11 HIGHLIGHTS

Totaled 14-32-46 in 83 games with PIT and DAL...Established career highs in games played, points, goals and PPGs (7)... Started the season with PIT, recording 9-22-31 and a plus-20 rating in 60 contests with the Penguins...Acquired by DAL from PIT in exchange for forward James Neal and defenseman Matt Niskanen on Feb. 21, 2011...Collected 5-10-15 in 23 games for the Stars...Scored a career-high four GWGs...Started the season with a seven-game point streak (3-4-7) from Oct. 7-18...Netted his first career GWG vs. NYI, Oct. 15...Recorded a season-best plus-four rating and the GWG vs. BUF, Dec. 11... Set a career high with four points (1-3-4) vs. TBL, Jan. 5... Scored twice and added an assist at MTL, Jan. 12...Made his Stars debut against NJD, Feb. 22...Tallied his first point with DAL (assist) at DET, Feb. 24...Scored a goal for his 100th career NHL point vs. ANA, Mar. 23...Skated in his 200th career NHL contest and had 1-1-2 at MIN, Apr. 10.

2009-10 HIGHLIGHTS

Registered 8-29-37 in 69 games in his first full season with PIT...Finished second among Penguins' defensemen in goals, assists, points and PPGs (2)...Ranked third among PIT blueliners in TOI/G (21:33) and shots (98)...Collected six multi-assist games...Recorded a career-long seven-game point streak (4-4-8), Oct. 14 - 30...Had a three-game goal streak (3-0-3), Oct. 24-30...Skated in a season-high 28:25 TOI at BOS, Nov. 10...Scored a goal and played in his 100th career NHL game at NYR, Mar. 4...**2010 Playoffs:** Totaled nine points (2-7-9) in 13 Stanley Cup Playoff games with PIT...Tied for first among team defensemen with a plus-four rating...Scored a goal in Game 1 of ECQF vs. OTT...Scored his first career playoff PPG and added an assist in Game 1 of ECSF vs. MTL.

PACK FACT

Recorded 23 assists in 2017-18 and is one of just four NHL defensemen to register 20-plus assists in nine straight seasons (Duncan Keith, Keith Yandle and Ryan Suter)

2008-09 HIGHLIGHTS

Appeared in 45 games with PIT, recording 6-14-20... Posted a plus-five rating... Scored four PPGs and eight power-play points... Scored his first career goal/PPG vs. OTT, Oct. 5... Notched his first career multi-point game (1-1-2) vs. BUF, Nov. 15... Posted a four-game point streak (1-3-4) from Nov. 1-11... Registered the first multi-goal game of his career (2-1-3) at BUF, Dec. 22... Also appeared in 26 games with Wilkes-Barre/Scranton... Recorded 2-16-18... **2009 Playoffs:** Won the 2009 Stanley Cup with the Penguins... Appeared in two games and notched an assist... Made his Stanley Cup Playoffs debut in Game 5 of the ECSF at WSH, May 9... Registered his first career postseason point (assist) in Game 6 of ECSF vs. WSH, May 11... Also tallied a goal and five assists in nine Calder Cup Playoff contests with Wilkes-Barre/Scranton.

2007-08 HIGHLIGHTS

Skated in three games with PIT, recording two assists... Made his NHL debut vs. BOS, Feb. 13... Registered his first NHL point (assist) at OTT, Mar. 1... Totaled 10-28-38 in 70 games with Wilkes-Barre/Scranton... Tied for second on the team with a plus-15 rating... Also ranked tied for third in assists... Led team defensemen in points... Collected a career-best four assists (0-4-4) vs. Norfolk, Dec. 31.

PERSONAL

Nickname is "Goose"... Favorite player growing up was Nick Lindstrom... Favorite artist is Chris Stapleton... "Shawshank Redemption" is his favorite movie... Is a guest on the Bachelor Report hosted by Paul Bissnette... Enjoys golf and baseball... He and his wife, Amanda, have a son, Roman, and daughter, Mila.

INTERNATIONAL

2012: Represented Team USA at the 2012 IIHF World Championship in Finland and Sweden... Posted 1-4-5 in eight games... **2005:** Skated in seven games with Team USA at the 2005 World Junior Championship in North Dakota and Minnesota, recording one point (0-1-1).


CAREER HIGHS

Games 83 (10-11)		Goals 14 (10-11)		Assists 36 (13-14)		Points 46 (10-11)	
CAREER HIGHLIGHTS						FIRSTS	
MOST GOALS/GAME: 2 – 3 times (last: 3/22/18 at CAR)&	MOST PIM/GAME: 4 – 12 times (last 10/5/17 at ANA)&	LONGEST ASSIST STREAK: 4 games – 2 times (last: 2/29/16 – 3/6/16)#		FIRST COYOTES GAME: 10/15/16 vs. PHI	FIRST NHL GAME: 2/13/08 vs. BOS*		
MOST ASSISTS/GAME: 4 – 3/28/14 vs. NSH#	MOST SHOTS/GAME: 9 – 3/29/11 at PHX#	LONGEST POINT STREAK: 8 games – 4/11/10 – 10/18/10*		FIRST COYOTES GOAL: 12/10/16 vs. NSH	FIRST NHL GOAL: 10/5/08 vs. OTT*		
MOST POINTS/GAME: 4 – 2 times (last: 3/28/14 vs. NSH)#	LONGEST GOAL STREAK: 3 games – 4 times (last 2/10/18 – 2/13/18)&	CAREER HAT TRICKS: None		FIRST COYOTES ASSIST: 10/15/16 vs. PHI	FIRST NHL ASSIST: 3/1/08 at OTT*		
MULTIPLE POINT GAMES: 60 – last 3/22/18 at CAR&							

*w/ PIT, #w/DAL, &w/ARI

CAREER STATISTICS

SEASON	TEAM	LEAGUE	GP	REGULAR SEASON								PLAYOFFS					
				G	A	PTS	PP	SH	GW	+/-	PIM	GP	G	A	PTS	PIM	
2003-04	Sioux Falls	USHL	10	0	2	2	-	-	-	-	-5	6	-	-	-	-	-
2004-05	Minnesota	NCAA	33	5	15	20	3	-	-	-	-	44	-	-	-	-	-
2005-06	Minnesota	NCAA	41	11	28	39	4	-	1	23	63	-	-	-	-	-	
2006-07	Minnesota	NCAA	44	9	30	39	-	-	3	27	51	-	-	-	-	-	
2007-08	Pittsburgh	NHL	3	0	2	2	0	0	0	2	2	-	-	-	-	-	
	Wilkes-Barre	AHL	70	10	28	38	7	0	4	15	53	23	4	24	28	18	
2008-09	Pittsburgh	NHL	45	6	14	20	4	0	0	5	16	2	0	1	1	0	
	Wilkes-Barre	AHL	26	2	16	18	1	0	0	-1	16	9	1	5	6	10	
2009-10	Pittsburgh	NHL	69	8	29	37	2	0	0	7	22	13	2	7	9	2	
2010-11	Pittsburgh	NHL	60	9	22	31	4	0	4	20	28	-	-	-	-	-	
	Dallas	NHL	23	5	10	15	3	0	0	0	12	-	-	-	-	-	
2011-12	Dallas	NHL	71	9	21	30	2	0	1	0	16	-	-	-	-	-	
2012-13	Dallas	NHL	47	3	24	27	0	0	0	4	18	-	-	-	-	-	
2013-14	Dallas	NHL	81	6	36	42	3	0	0	9	28	6	1	3	4	8	
2014-15	Dallas	NHL	81	4	32	36	0	0	0	0	24	-	-	-	-	-	
2015-16	Dallas	NHL	82	5	32	37	1	0	1	21	34	13	4	3	7	6	
2016-17	Arizona	NHL	82	6	30	36	1	1	0	-9	28	-	-	-	-	-	
2017-18	Arizona	NHL	78	12	23	35	3	0	3	-31	26	-	-	-	-	-	
FRANCHISE TOTALS			160	18	53	71	4	1	3	-40	54	-	-	-	-	-	
NHL TOTALS			722	73	275	348	23	1	9	28	254	34	7	14	21	16	



Right Wing

6'1" | 185

Shoots: Left

Born: October 5, 1987

Villach, Austria

Age: 30

Career vs. NHL

TEAM	GP	G	A	PTS	PIM
ANA	15	7	1	8	2
ARI	12	3	5	8	4
BOS	25	8	4	12	0
BUF	21	10	4	14	0
CGY	11	4	3	7	2
CAR	26	9	4	13	2
CHI	13	2	1	3	2
COL	11	3	2	5	4
CBJ	17	9	5	14	4
DAL	11	1	1	2	0
DET	16	3	2	5	2
EDM	12	5	4	9	8
FLA	23	5	3	8	0
LAK	14	4	5	9	0
MIN	11	1	2	3	2
MTL	22	4	2	6	6
NSH	13	1	3	4	6
NJD	28	5	3	8	14
NYI	11	2	1	3	2
NYR	26	4	0	4	6
OTT	23	7	3	10	4
PHI	31	10	6	16	6
PIT	36	12	6	18	2
SJS	13	3	1	4	0
STL	11	3	3	6	0
TBL	20	10	3	13	0
TOR	22	9	5	14	6
VAN	10	1	1	2	2
VGK	4	2	2	4	4
WSH	26	3	3	6	0
WPG	19	8	3	11	6
Totals:	553	158	91	249	96

40

MICHAEL GRABNER

Drafted: Vancouver's 1st choice (1st round, 14th overall) in the 2006 Entry Draft
Acquired: Signed as a free agent on July 1, 2018

@grabs40

grabner40

2017-18 HIGHLIGHTS

Totaled 27-9-36 and was +11 in 80 games with NYR and NJD... Scored 20+ goals for the fourth time in his career... Began the season with the Rangers... Collected 25-6-31 in 59 contests... Finished tied for second on NYR in goals... His 24 even-strength goals led the team... Scored twice vs. ARI, Oct. 26... Scored two goals vs. CBJ, Nov. 6... Recorded a four-game point streak (4-1-5), Nov. 4-11... Scored a hat trick (3-0-3) vs. CAR, Dec. 1... Skated in his 500th career NHL game at PIT, Dec. 5... Registered a four-game point streak (3-1-4), Dec. 13-19... Scored twice at OTT, Feb. 17... Traded to the Devils on Feb. 22... Posted 2-3-5 in 21 games with NJD... Scored his first goal and multi-point game (1-1-2) as a Devil at VGK, Mar. 14... **2018 Playoffs:** Skated in two games of the ECQF against TBL.

2016-17 HIGHLIGHTS

Registered 27-13-40 in 76 games in his first season with NYR... Established a career-high plus-minus rating (+22)... Matched his career highs in even-strength goals (26) and GWGs (3)... Tied for ninth in the NHL in even-strength goals... Finished as one of three NHL players who scored 27 or more goals and had a +22 rating (Connor McDavid and T.J. Oshie)... Led NYR in even-strength goals and plus-minus... Ranked second on the team in goals... His 37 even-strength points ranked fourth among all Rangers... 36 of his 40 points were either a goal or the primary assist on a goal... Led NYR forwards in SH TOI (128:24)... Totaled 11 multi-point games... Skated in his Rangers debut and scored his first goal with the team vs. NYI, Oct. 13... Skated in his 400th career NHL game vs. SJS, Oct. 17... Scored his third career hat trick (3-0-3) and was +4 vs. TBL, Oct. 30... Posted 1-1-2 and was +3 vs. EDM, Nov. 3... Had 1-1-2 and was +2 at BOS, Nov. 5... Scored twice at EDM, Nov. 13 to become just the second Ranger since 1990-91 to score 10 or more even-strength goals in the first 16 games of a season... Registered a +20 rating through the season's first 22 games, becoming the first NHL player to do so since 2006-07 (Nicklas Lidstrom)... Selected as the NHL's First Star of the Week for the week ending Jan. 8 after totaling 5-2-7, two GWGs and a +7 rating in three games that week... Collected 2-1-3 and was +4 at PHI, Jan. 4... Recorded his second hat trick of the season and tied single-game career highs with four points (3-1-4) and plus-minus (+4) and also tallied his 200th NHL point at CBJ, Jan. 7... Was the first NYR player to record a +4 rating in consecutive games since 1978 (Pat Hickey)... Scored twice including his 20th goal of the season in the 46th game of the season at TOR, Jan. 19... Registered a four-game point streak (4-2-6), Feb. 5-11... **2017 Playoffs:** Totaled 4-2-6 and was +4 in 12 Stanley Cup Playoff games... Set playoff career highs in games, goals, points, plus-minus and shots (26)... Tied for the NHL lead in SHGs (1)... Tied for the team lead in goals, SHGs and GWGs (1)... Tied for fourth in postseason points on the team... Scored a goal in each of the first two games of the ECQF vs. MTL... Tallied a playoff career-high four-game point streak (2-2-4) from Game 2 of ECSF at OTT, Apr. 29 to Game 5 at OTT, May 6... Scored his first career NHL playoff SHG in Game 2 at OTT, Apr. 29... Scored his first career Stanley Cup Playoff GWG in Game 3 vs. OTT, May 2.

2015-16 HIGHLIGHTS

Collected 9-9-18 in a career-high 80 games with TOR... Led Maple Leafs' forwards in games played... Finished second among League forwards and sixth in the NHL in SH TOI (248:29)... Was one of three TOR skaters who scored a SHG... Scored his first goal as a Maple Leaf at WPG, Dec. 2... Established a single-game career high with four points (2-2-4) and a +4 rating vs. LAK, Dec. 19... Recorded his 100th career NHL goal at NYI, Dec. 27... Became the second Austrian-born player in NHL history to score 100 career goals.

2014-15 HIGHLIGHTS

Skated in 34 games with NYI... Totaled 8-5-13 and a +4 rating... Skated in his 300th career NHL game at PHI, Feb. 5... **2015 Playoffs:** Skated in two Stanley Cup Playoff contests... Notched an assist in Game 1 of the ECQF at WSH, Apr. 15.

2013-14 HIGHLIGHTS

Collected 12-14-26 in 64 appearances with NYI... Tied for fifth in the NHL and first on the Islanders with three SHGs... Tied for second on the team in shorthanded points (three) and tied for fourth with two GWGs... Scored a team-high two OT goals... Totaled eight multi-point games... Recorded 2-1-3 in season opener at NJD, Oct. 4... Set a single-game career high with three assists vs. PHX, Oct. 8... Scored twice including a SHG at NYR, Dec. 20... Scored two SHGs vs. TOR, Feb. 27.

2012-13 HIGHLIGHTS

Posted 16-5-21 and was +4 in 45 games with NYI... Ranked second on the Islanders in goals... Matched his career high with three GWGs, which ranked second on the team... Tied for the team lead with one SHG... His 108 shots ranked third on NYI... Tallied a three-game point streak (3-2-5) to start the season, Jan. 19-24... Registered 2-1-3 including his 100th career NHL point and was +3 at TOR, Jan. 24... Recorded a three-game goal/point streak (3-0-3), Mar. 3-7... Skated in his 200th career NHL game at PIT, Mar. 10... Scored twice including the GWG vs. FLA, Apr. 16... **2013 Playoffs:** Skated in six Stanley Cup Playoff games, totaling 1-3-4 and a +2 rating... Tied for the team lead in assists and plus-minus... Was fourth on the Islanders in postseason points... Notched his first career NHL playoff assist in Game 3 of ECQF vs. PIT, May 5... Recorded 1-1-2 and was +2 in Game 6 vs. PIT, May 11.

2011-12 HIGHLIGHTS

Registered 20-12-32 in 78 contests with the Islanders... Scored three GWGs, which tied his career high and ranked third on the team... Finished fourth on NYI in goals... Skated in his 100th career NHL game vs. NYR, Oct. 15... Posted 1-2-3 vs. PHI, Nov. 23.

2010-11 HIGHLIGHTS

Recorded 34-18-52 and a +13 rating in 76 games with NYI... Established career highs in games, goals, assists, points, plus-minus, SHGs (six), shorthanded points (seven), GWGs (three) and shots (228)... Selected as a finalist for the Calder Trophy as the NHL's Rookie of the Year... Named to the NHL's All-Rookie Team... Ranked second in the NHL in SHGs, tied for second in the League in shorthanded points... Tied for eighth in the NHL in goals and even-strength goals (26)... Led NHL rookies in goals, SHGs and shorthanded points... Finished second among League rookies in shots and third in points... Led the Islanders in goals and tied for the team lead in plus-minus... Finished fourth on the team in points... Collected 13 multi-point games... Registered a six-game point streak (5-2-7), Jan. 13-23... Posted a career-high six-game goal and point streak (10-3-13), Feb. 5-15... Scored a hat trick (3-0-3) at BUF, Feb. 13... Participated in the 2011 NHL SuperSkills competition during NHL's All-Star Weekend... Won the fastest skater competition (14.238 seconds)... Selected as the NHL's Rookie of the Month for February after he totaled 10-6-16 in 14 games... Posted a career-long three-game assist streak from Mar. 18-22.

PACK FACT

Has scored 27 goals in back-to-back seasons (2016-17 - 2017-18) and has scored 20 or more goals in four NHL seasons

2009-10 HIGHLIGHTS

Skated in 20 games with the Canucks...Recorded 5-6-11 and was +2...Scored two PPGs and one GWG...Tallied his first NHL assist/point in his NHL debut at CGY, Oct. 16...Scored his first NHL goal at CHI, Oct. 21...Recorded his first NHL multi-point game (0-2-2) vs. TOR, Oct. 24... Scored his first NHL hat trick at ANA, Apr. 2...Notched a three-game point streak (3-2-5), Mar. 30 – Apr. 2...**2010 Playoffs:** Skated in nine Stanley Cup Playoff games... Made his NHL postseason debut in Game 2 of the WCQF vs. LAK, Apr. 17...Registered his first career NHL playoff goal/point in Game 1 of WCSF at CHI, May 1.

INTERNATIONAL

2016: Scored one goal in three games during Olympic qualification for participation in the 2018 Winter Olympics...**2014:** Totaled 5-1-6 in four games while representing Austria at the Winter Olympics in Sochi, Russia...Tied for first among all skaters in goals...**2012:** Collected four assists in five games to help Austria win a silver medal at the IIHF World Championship Division 1...**2009:** Scored five goals in three games during Olympic qualification games...**2005:** Totaled 1-2-3 in four games to help Austria win bronze at the IIHF World Junior Championship Division 1...Recorded 4-1-5 in four games with Austria at the IIHF World U18 Championship

Division 1...**2004:** Collected 3-1-4 and was +3 in five games with Austria at the IIHF World U18 Championship Division 1.

PERSONAL

Nickname is "Grabs"...Favorite TV show is Game of Thrones...Enjoys golf, football and traveling...Wayne Gretzky was his favorite NHL player growing up... FC Bayern Munich (soccer) is his favorite sports team...He and his wife, Heather, have two kids, Olivia and Aidan.

CAREER HIGHS

Games 80 (15-16, 17-18)

Goals 34 (10-11)

Assists 18 (10-11)

Points 52 (10-11)

CAREER HIGHLIGHTS

MOST GOALS/GAME:

3 – 5 times (last 12/1/17 vs. CAR)#

MOST SHOTS/GAME:

9 – 3/18/11 at CAR*

LONGEST POINT STREAK:

6 games – 2 times (last 2/5/11 – 2/15/11)*

MOST ASSISTS/GAME:

3 – 10/8/13 vs. PHX*

LONGEST GOAL STREAK:

6 games - 2/5/11 – 2/15/11*

CAREER HAT TRICKS:

5 (last 12/1/17 vs. CAR)#

MOST POINTS/GAME:

4 – 2 times (last 1/7/17 at CBJ)#

LONGEST ASSIST STREAK:

3 games – 3/18/11 – 3/22/11*

MULTIPLE POINT GAMES:

51 (last 3/14/18 at VGK)&

MOST PIM/GAME:

4 – 10/25/09 vs. EDM^

FIRSTS

FIRST COYOTES GAME:

-

FIRST NHL GAME:

10/16/09 at CGY^

FIRST COYOTES GOAL:

-

FIRST NHL GOAL:

10/21/09 at CHI^

FIRST COYOTES ASSIST:

-


FIRST NHL ASSIST:

10/16/09 at CGY^

^w/VAN, *w/NYI, #w/NYR, &w/NJD

CAREER STATISTICS

SEASON	TEAM	LEAGUE	GP	REGULAR SEASON									PLAYOFFS				
				G	A	PTS	PP	SH	GW	+/-	PIM	GP	G	A	PTS	PIM	
2004-05	Spokane	WHL	58	13	11	24	0	1	1	-2	18	-	-	-	-	-	
2005-06	Spokane	WHL	67	36	14	50	5	3	3	-2	28	-	-	-	-	-	
2006-07	Spokane	WHL	55	39	16	55	12	4	4	3	34	6	0	1	1	2	
	Manitoba	AHL	2	1	1	2	0	0	0	2	0	6	0	0	0	0	
2007-08	Manitoba	AHL	74	22	22	44	5	0	5	5	8	6	3	0	3	2	
2008-09	Manitoba	AHL	66	30	18	48	4	0	7	22	20	20	10	7	17	2	
2009-10	Manitoba	AHL	38	15	11	26	3	0	4	-2	6	-	-	-	-	-	
	Vancouver	NHL	20	5	6	11	2	0	1	2	8	9	1	0	1	0	
2010-11	NY Islanders	NHL	76	34	18	52	2	6	3	13	10	-	-	-	-	-	
2011-12	NY Islanders	NHL	78	20	12	32	1	1	3	-18	12	-	-	-	-	-	
2012-13	NY Islanders	NHL	45	16	5	21	2	1	3	4	12	6	1	3	4	0	
2013-14	NY Islanders	NHL	64	12	14	26	0	3	2	-10	12	-	-	-	-	-	
2014-15	NY Islanders	NHL	34	8	5	13	0	0	0	4	4	2	0	1	1	2	
2015-16	Toronto	NHL	80	9	9	18	0	1	2	-4	12	-	-	-	-	-	
2016-17	NY Rangers	NHL	76	27	13	40	0	1	3	22	10	12	4	2	6	0	
2017-18	NY Rangers	NHL	59	25	6	31	0	1	2	11	12	-	-	-	-	-	
	New Jersey	NHL	21	2	3	5	0	1	1	0	4	2	0	0	0	0	
NHL Totals			553	158	91	249	7	15	20	24	96	31	6	6	12	2	



Right Wing

5'9" | 169

Shoots: Right

Born: April 3, 1994

Chicago, Illinois

Age: 24

Career vs. NHL

TEAM	GP	G	A	PTS	PIM
ANA	4	0	3	3	0
ARI	3	0	0	0	0
BOS	2	0	1	1	0
BUF	4	0	0	0	2
CGY	4	1	1	2	0
CAR	3	1	1	2	0
CHI	0	0	0	0	0
COL	6	2	0	2	4
CBJ	2	0	1	1	2
DAL	3	0	2	2	0
DET	3	1	0	1	0
EDM	4	0	2	2	9
FLA	3	0	0	0	2
LAK	4	1	0	1	0
MIN	7	0	1	1	2
MTL	1	0	0	0	0
NSH	5	1	1	2	0
NJD	1	0	0	0	0
NYI	3	0	0	0	0
NYR	4	1	0	1	4
OTT	3	0	3	3	0
PHI	2	0	0	0	2
PIT	0	0	0	0	0
SJS	6	1	2	3	0
STL	6	1	1	2	0
TBL	3	0	0	0	0
TOR	2	0	1	1	0
VAN	4	1	2	3	0
VGK	1	1	2	3	0
WSH	3	0	2	2	2
WPG	10	1	0	1	4
Totals:	106	13	26	39	33

13

VINNIE HINOSTROZA

Drafted: Chicago's 6th choice (6th round, 169th overall) in the 2012 Entry Draft
 Acquired: From Chicago with Jordan Oesterle, a 2019 3rd round draft choice and the contract of Marian Hossa in exchange for Marcus Kruger, Jordan Maletta, Andrew Campbell, MacKenzie Entwistle and a 2019 5th round draft choice, July 12, 2018.

@Hinostroza12

vinnie_hinostroza

2017-18 HIGHLIGHTS

Skated in 50 games with the Blackhawks...Registered career highs in games (50), goals (7), assists (18), points (25), PPGs (1), power-play points (5) and shots (86)...Scored at WPG, Dec. 14...Registered career-high six-game point streak (2-6-8), Dec. 29 – Jan. 9...Collected 1-2-3 vs. VGK, Jan. 5...Had 1-1-2 at NSH, Jan. 30...Posted three-game point streak (2-2-4), Jan. 24-30...Tallied two assists vs. WSH, Feb. 17 and at ANA, Mar. 4...Skated in season-high 17:56 vs. VAN, Mar. 22...Appeared in 100th career NHL game vs. SJS, Mar. 26...Recorded 9-13-22 in 23 games with Rockford (AHL)...Was plus-seven...Scored one PPG and three GWGs...Totaled six multi-point games.

2016-17 HIGHLIGHTS

Registered 6-8-14 and 17 PIM in 49 games with CHI...Tied for second among Blackhawks' rookies in goals...Scored first career NHL goal, assist and multi-point game (1-2-3), at VAN, Nov. 19...Recorded three-game point streak (2-2-4), Dec. 17-20...Posted 1-1-2 vs. SJS, Dec. 18...Skated in season-high 17:31 at CAR, Dec. 30...Collected 3-4-7 with four PIM in 15 games with Rockford.

2015-16 HIGHLIGHTS

Appeared in seven games with the Blackhawks...Made NHL debut vs. CBJ, Oct. 17...Registered 18-33-51 and was plus-seven in 66 games with Rockford...Scored three PPGs, one SHG and three GWGs...Led the IceHogs in points...Ranked fourth on the team in goals and second in assists...Had 13 multi-point games...Recorded seven-game point streak (2-6-8), Mar. 30 – Apr. 10...Skated in three Calder Cup Playoff contests.

2014-15 HIGHLIGHTS

Appeared in five games with Rockford...Tallied two assists...Made AHL/professional debut vs. GR, Apr. 3...Recorded first AHL assist/point vs. RCH, Apr. 4...Skated in all 42 games as a sophomore at Notre Dame...Registered career highs in goals (11), assists (33) and points (44)...His 44 points and 33 assists led the team...Earned 30 points (6-24-30) in 22 Hockey East games to finish fourth in the league in scoring... His 24 assists ranked second in Hockey East...Totaled four PPGs and three GWGs...Finished the season with a team-high 48 PIM...Posted a plus-five rating...Recorded a career-long, eight-game point streak (Jan. 18 – Feb. 13) in which he scored four goals and added 12 assists for 16 points...Posted five three-point games, including a goal and two assists vs. Niagara (Oct. 25)...Skated in six playoff games, scoring three goals and adding three assists for six points...Named the team's Offensive Player of the Year...Signed a three-year entry-level contract with the Chicago Blackhawks following the season.

2013-14 HIGHLIGHTS

Played in 34 games as a freshman at Notre Dame...Totaled 8-24-32 to rank second on the Irish in assists and third in points...Scored two PPGs and two GWGs...Was plus-six... Totaled six multi-point games including three three-point contests...Selected as Hockey East Rookie of the Week three times (Oct. 21, Jan. 12 and March 3)...Named Hockey East Rookie of the Month in October and HCA National Rookie of the Month for October...Played for the 2014 U.S. Junior National Team...Tied for team lead in goals (3) and second in points (5)... Had 2-2-4 in 8-0 win over Germany...Played in six postseason games with 1-3-4...Honored as the team's Rookie of the Year following the season.

INTERNATIONAL

2014: Selected to 2014 U.S. Junior National Team at the IIHF World Junior Championships in Malmo, Sweden...Ranked second on the team in goals (2) and third in points (5) in five games...**2012:** Played for the U.S. Junior Select Team that won World Junior A Challenge in Yarmouth, Nova Scotia...Scored a U.S. tournament record six goals and won MVP...**2011:** Played for Team USA in the 2011 Under-19 World Junior A Challenge... Ranked third on the team in scoring with 1-3-4...Helped team win bronze medal and was named U.S. player of the game three times... Played at the Under-18 USA Select Team that finished fifth at the 2011 Ivan Hlinka Tournament...Finished second in team scoring with 2-2-4 in four games.

PERSONAL

Nicknames are "Vinnie" and "Hino"...Mario Lemieux was his favorite hockey player growing up...Drake is his favorite artist...Enjoys football and is a fan of the Chicago Cubs... Earning a scholarship to Notre Dame is his most memorable hockey moment...Enjoys fishing and the outdoors.

PACK FACT


Set career highs in games (50), goals (7), assists (18) and points (25) in 2017-18 with the Chicago Blackhawks

CAREER HIGHS			
Games 50 (17-18)	Goals 7 (17-18)	Assists 18 (17-18)	Points 25 (17-18)
CAREER HIGHLIGHTS			FIRSTS
MOST GOALS/GAME: 2 (1/17/17 at COL)^	MOST SHOTS/GAME: 5 – 3 times (last 12/10/17 vs. ARI)^	LONGEST POINT STREAK: 6 games – 12/29/17 – 1/9/18^	FIRST COYOTES GAME: -
MOST ASSISTS/GAME: 2 – 4 times (last 3/4/18 at ANA)^	LONGEST GOAL STREAK: 2 games – 3 times (last 1/25/18 – 1/30/18)^	CAREER HAT TRICKS: None	FIRST COYOTES GOAL: -
MOST POINTS/GAME: 3 – 2 times (last 1/5/18 vs. VGK)^	LONGEST ASSIST STREAK: 3 games – 1/5/18 – 1/9/18^	MULTIPLE POINT GAMES: 7 (last 3/4/18 at ANA)^	FIRST COYOTES ASSIST: -
MOST PIM/GAME: 7 – 2/11/17 at EDM^			FIRST NHL GAME: 10/17/15 vs. CBJ^
			FIRST NHL GOAL: 11/19/16 at VAN^
			FIRST NHL ASSIST: 11/19/16 at VAN^

^w/CHI

CAREER STATISTICS

SEASON	TEAM	LEAGUE	GP	REGULAR SEASON								PLAYOFFS				
				G	A	PTS	PP	SH	GW	+/-	PIM	GP	G	A	PTS	PIM
2010-11	Waterloo	USHL	50	8	14	22	-	-	-	-1	36	-	-	-	-	-
2011-12	Waterloo	USHL	55	20	24	44	-	-	-	11	56	1	0	0	0	0
2012-13	Waterloo	USHL	46	25	35	60	-	-	-	22	14	5	4	3	7	8
2013-14	Notre Dame	NCAA	34	8	24	32	2	-	2	6	4	-	-	-	-	-
2014-15	Notre Dame	NCAA	42	11	33	44	4	-	3	5	48	-	-	-	-	-
	Rockford	AHL	5	0	2	2	0	0	0	-2	0	-	-	-	-	-
2015-16	Chicago	NHL	7	0	0	0	0	0	0	-1	6	-	-	-	-	-
	Rockford	AHL	66	18	33	51	3	1	3	7	24	3	0	0	0	2
2016-17	Chicago	NHL	49	6	8	14	0	0	2	-1	17	1	0	0	0	0
	Rockford	AHL	15	3	4	7	0	0	0	-8	4	-	-	-	-	-
2017-18	Chicago	NHL	50	7	18	25	1	0	1	5	10	-	-	-	-	-
	Rockford	AHL	23	9	13	22	1	1	3	7	8	-	-	-	-	-
	NHL TOTALS		106	13	26	39	1	0	3	3	33	1	0	0	0	0



Defense

6'3" | 198

Shoots: Left

Born: June 6, 1987

Eksjo, Sweden

Age: 31

Career vs. NHL

TEAM	GP	G	A	PTS	PIM
ANA	27	1	3	4	8
ARI	26	1	4	5	10
BOS	12	0	2	2	2
BUF	13	1	5	6	23
CGY	28	2	8	10	12
CAR	14	0	3	3	4
CHI	2	0	0	0	2
COL	35	0	6	6	12
CBJ	34	0	5	5	14
DAL	39	3	6	9	26
DET	32	1	3	4	14
EDM	33	2	7	9	4
FLA	14	0	2	2	6
LAK	29	2	3	5	6
MIN	38	0	7	7	16
MTL	13	0	4	4	4
NSH	41	2	10	12	12
NJD	15	1	1	2	0
NYI	14	1	5	6	4
NYR	13	0	2	2	4
OTT	11	0	1	1	0
PHI	13	0	4	4	6
PIT	10	1	1	2	0
SJS	32	4	8	12	12
STL	41	1	6	7	17
TBL	12	0	4	4	10
TOR	11	0	3	3	2
VAN	32	0	8	8	16
VGK	3	0	1	1	0
WSH	11	0	3	3	2
WPG	23	1	3	4	8
Totals:	671	24	128	152	256

4

NIKLAS HJALMARSSON

Drafted: Chicago's 5th choice (4th round, 108th overall) in the 2005 Entry Draft
 Acquired: From Chicago in exchange for Connor Murphy and Laurent Dauphin,
 June 23, 2017

2017-18 HIGHLIGHTS

Skated in 48 games with ARI...Totaled 1-8-9 and 18 PIM... Missed 34 games due to injury...Led ARI in SH TOI/G (2:28)... Ranked second on the team with 118 blocked shots and in TOI/G (20:42)...Skated in 22:09 in ARI debut at ANA, Oct. 5...Tallied two assists at PHI, Oct. 30...Appeared in season-high 26:04 vs. CBJ, Jan. 25...Scored first goal with Coyotes at EDM, Mar. 5.

2016-17 HIGHLIGHTS

Registered 5-13-18 with 20 PIM in 73 games with CHI...Posted a plus-12 rating...Set a career high for goals in a season...Led the Blackhawks in blocked shots (181), SH TOI/G (2:48) and SH TOI (204:25)...His 181 blocked shots were a career high... Finished third on the team in TOI/G (21:29)...Tallied 1-1-2 vs. NSH, Jan. 8...Skated in his 600th NHL game vs. WPG, Jan. 26...**2017 Playoffs:** Skated in all four Stanley Cup Playoff games vs. NSH...Holds the franchise record for most playoff appearances by a defenseman (128).

2015-16 HIGHLIGHTS

Skated in 81 games with the Blackhawks...Totaled 2-22-24 with 32 PIM...Was plus-13...Tied a career high for assists in a season...Led CHI in SH TOI (232:22), SH TOI/G (2:52), shifts/g (tied - 30.8)...Third on the team in TOI/G (22:22)...Ranked second on the team with 151 blocked shots...Tied for third on the team in plus-minus...Became the 13th defenseman in franchise history to reach the 500-game mark vs. VAN, Dec. 13...Posted 1-1-2 vs. BUF, Jan. 8...Skated in a season-high 27:21 of ice time at NSH, Jan. 19...Registered his 100th career assist vs. TOR, Feb. 15...**2016 Playoffs:** Tallied one assist in seven postseason games vs. STL.

2014-15 HIGHLIGHTS

Played in all 82 regular season games with CHI...Totaled 3-16-19 and 44 PIM...Ranked second on the team in plus-minus (+25) and blocked shots (127)...Led the team in SH TOI (198:34) and SH TOI/G (tied - 2:25)...Skated in his 400th NHL game at MTL, Nov. 4...Skated in a regular season career-high 28:03 vs. PIT, Jan. 21...Recorded his 100th career point vs. LAK, Mar. 30...**2015 Playoffs:** Helped the Blackhawks win the Stanley Cup for the third time since 2010...Totaled 1-5-6 with eight PIM and a plus-six rating in 23 postseason games... Skated in a career-high 47:35 of TOI in Game 2 of WCF at ANA, May 19...Led the NHL with 66 blocked shots during the postseason...Ranked third on CHI with a career-high 26:02 TOI/G...Skated in his 100th NHL playoff game vs. NSH, Apr. 25 in Game 6 of the WCQF.

2013-14 HIGHLIGHTS

Established career highs in goals (4), assists (22), points (26) and shots (98)...Was plus-11...Had a career-high 98 shots... Led the Blackhawks in blocked shots (157)...SH TOI/G (2:49), SH TOI (228:34) and was third in TOI/G (21:16)...Tied a career high with two assists vs. WSH, Oct. 1... Blocked seven shots vs. CAR, Oct. 15...Scored his first career SHG at DAL, Nov. 9...**2014 Playoffs:** Tallied four assists in 19 Stanley Cup Playoffs games...Ranked third on the team in TOI/G during the postseason (22:57)...Finished second in the League and first on CHI with 57 blocked shots during the playoffs

2012-13 HIGHLIGHTS

Totaled 2-8-10 with 22 PIM in 46 games with the Blackhawks... Posted a plus-15 rating...Ranked second on the team in blocked shots (94)...Led the team in SH TOI/G (2:42) and SH TOI (124:29)...Skated in a season-high 25:42 at CGY, Feb. 2... Scored a goal and added an assist for his 50th career point vs. SJS, Feb. 15...Appeared in his 300th NHL game vs. DET, Apr. 12...**2013 Playoffs:** Recorded five assists in 23 playoff contests to help Chicago win the Stanley Cup...Skated in a then post-season-high 39:38 in Game 1 of the Stanley Cup Final vs. BOS, June 12.

2011-12 HIGHLIGHTS

Notched 1-14-15, 14 PIM and was plus-nine in 69 games with CHI...Ranked second on the team with 142 blocked shots... Recorded five or more blocked shots in four games...Blocked seven shots at STL, Dec. 3...Tallied two assists at EDM, Feb. 2...Skated in a season-high 26:04 at NJD, Mar. 27...Missed 13 regular season games due to injury...**2012 Playoffs:** Posted one assist in six Stanley Cup Playoffs contests.

2010-11 HIGHLIGHTS

Skated in 80 games with CHI...Collected 3-7-10 with 39 PIM... Owned a plus-13 rating...Recorded a then career-high 155 blocked shots...Led the team in blocked shots and was 13th in the NHL...Blocked five shots at CBJ, Feb. 1...Registered 1-1-2 vs. NYI, Jan. 9...**2011 Playoffs:** Notched two assists in seven postseason appearances...Led CHI in SH TOI/G (2:06).

2009-10 HIGHLIGHTS

Registered 2-15-17 and 20 PIM in 77 games during his first full NHL season...Was plus-nine...Ranked third on the team with 137 blocked shots...Recorded his first career multi-point game (0-2-2) at MIN, Mar. 31...Netted his first NHL GWG vs. EDM, Mar. 3...**2010 Playoffs:** Won the Stanley Cup with the Blackhawks...Recorded a postseason career-best 1-7-8 in 22 games...Scored his first career postseason goal and tallied 1-1-2 vs. NSH, Apr. 24...Had two assists vs. PHI, May 29... Finished tied for first on the team with 54 blocked shots.

2008-09 HIGHLIGHTS

Played in 21 games with the Blackhawks...Totaled 1-2-3 and was plus-four...Registered his first point of the season (assist) and skated in a season-high 25:33 vs. SJS, Mar. 25...Scored his first NHL goal 16 seconds into the game at DET, Apr. 11...Appeared in 19 of CHI's final 20 regular season contests...**2009 Playoffs:** Skated in all 17 of the team's Stanley Cup Playoffs games...Notched one assist and six PIM...Made NHL postseason debut vs. CGY, Apr. 16...Earned first NHL playoff point (assist) vs. CGY, Apr. 25...Also registered 2-16-18, +12 and 53 PIM in 52 games with Rockford (AHL).

2007-08 HIGHLIGHTS

Skated in 13 contests with CHI in his first professional season... Made NHL debut with the Blackhawks at DAL, Feb. 28... Recorded his first NHL point (assist) vs. STL, Mar. 23...Skated in a season-high 17:57 at DET, Apr. 6...Appeared in 47 games with Rockford, totaling 4-9-13 and 31 PIM...Scored two PPGs with the IceHogs...Tallied four assists and eight PIM in 12 Calder Cup Playoffs games with Rockford.

INTERNATIONAL

2016: Skated in four games with Team Sweden at the 2016 World Cup of Hockey in Toronto...**2014:** Appeared in six games and won a silver medal with Sweden at the 2014 Winter Olympics in Sochi...**2012:** Played for Sweden at the IIHF World Championship, recording three assists in eight games...**2007:** Served as alternate captain for Sweden and posted 2-1-3 and four PIM in seven games at the World Junior Championship...**2005:** Recorded 1-4-5 and six PIM in seven games at the U18 World Junior Championship.

PERSONAL

Nickname is "Hammer"...Niklas Lidstrom was his favorite player growing up...Mumford and Sons is his favorite band... Enjoys soccer...Winning three Stanley Cups with the Chicago Blackhawks has been his most memorable hockey moment... Has two kids, Oliver and Theo.

PACK FACT


Averaged 2.5 blocks per game which ranked eighth among all NHL defensemen last season

CAREER HIGHS			
Games 82 (14-15)	Goals 5 (16-17)	Assists 22 (13-14, 15-16)	Points 26 (13-14)
CAREER HIGHLIGHTS		FIRSTS	
MOST GOALS/GAME: 1 – 24 times (last 3/5/18 at EDM)*	MOST SHOTS/GAME: 6 – 1/14/14 vs. COL^	LONGEST POINT STREAK: 2 games – 22 times (last 10/30/17 – 11/20/17)*	FIRST COYOTES GAME: 10/5/17 at ANA
MOST ASSISTS/GAME: 2 – 9 times (last 10/30/17 at PHI)*	LONGEST GOAL STREAK: None	CAREER HAT TRICKS: None	FIRST COYOTES GOAL: 3/5/18 at EDM
MOST POINTS/GAME: 2 – 13 times (last 10/30/17 at PHI)*	LONGEST ASSIST STREAK: 2 games – 17 times (last 10/30/17 – 11/20/17)*	MULTIPLE POINT GAMES: 13 – last 10/30/17 at PHI*	FIRST NHL GAME: 2/28/08 at DAL^
MOST PIM/GAME: 15 – 10/11/10 at BUF^			FIRST NHL GOAL: 4/11/09 at DET^
			FIRST NHL ASSIST: 3/23/08 vs. STL^

^w/ CHI, *w/ARI

CAREER STATISTICS

SEASON	TEAM	LEAGUE	GP	REGULAR SEASON								PLAYOFFS					
				G	A	PTS	PP	SH	GW	+/-	PIM	GP	G	A	PTS	PIM	
2003-04	HV 71 JR.	SWE-JR	15	1	3	4	-	-	-	-	-	14	2	0	0	0	8
2004-05	HV 71 U18	SWE U18	3	0	2	2	-	-	-	-	-	4	-	-	-	-	-
	HV 71 Jr.	SWE-JR	31	4	11	15	-	-	-	-	-	87	-	-	-	-	-
	HV 71	SWE	14	0	0	0	-	-	-	-	-	0	-	-	-	-	-
2005-06	HV 71 Jr.	SWE-JR	7	3	2	5	-	-	-	-	-	12	-	-	-	-	-
	HV 71	SWE	4	1	2	3	-	-	-	-	-	0	12	0	1	1	4
2006-07	HV 71	SWE	37	2	0	2	-	-	-	-	-	24	14	1	1	2	0
	HV 71 Jr.	SWE-JR	7	0	2	2	-	-	-	-	-	14	-	-	-	-	-
	IK Oskarshamn	SWE-2	8	1	2	3	-	-	-	-	-	6	-	-	-	-	-
2007-08	Rockford	AHL	47	4	9	13	2	0	0	-8	31	12	0	4	4	8	
	Chicago	NHL	13	0	1	1	0	0	0	-2	13	-	-	-	-	-	
2008-09	Rockford	AHL	52	2	16	18	2	0	1	12	53	-	-	-	-	-	
	Chicago	NHL	21	1	2	3	0	0	0	4	0	17	0	1	1	6	
2009-10	Chicago	NHL	77	2	15	17	0	0	1	9	20	22	1	7	8	6	
2010-11	Chicago	NHL	80	3	7	10	0	0	0	13	39	7	0	2	2	2	
2011-12	Chicago	NHL	69	1	14	15	0	0	0	9	14	6	0	1	1	4	
2012-13	Chicago	NHL	46	2	8	10	0	0	0	15	22	23	0	5	5	4	
2013-14	Chicago	NHL	81	4	22	26	0	1	1	11	34	19	0	4	4	14	
2014-15	Chicago	NHL	82	3	16	19	0	0	1	25	44	23	1	5	6	8	
2015-16	Chicago	NHL	81	2	22	24	0	0	0	13	32	7	0	1	1	0	
2016-17	Chicago	NHL	73	5	13	18	0	0	0	12	20	4	0	0	0	2	
2017-18	Arizona	NHL	48	1	8	9	0	0	0	-3	18	-	-	-	-	-	
FRANCHISE TOTALS			48	1	8	9	0	0	0	-3	18	-	-	-	-	-	
NHL TOTALS			671	24	128	152	0	1	3	106	256	128	2	26	28	46	



Left Wing

5'10" | 170

Shoots: Left

Born: July 29, 1998

Chesterfield, Missouri

Age: 20

Career vs. NHL

TEAM	GP	G	A	PTS	PIM
ANA	4	2	0	2	2
ARI	0	0	0	0	0
BOS	2	0	0	0	0
BUF	2	0	2	2	0
CGY	4	0	2	2	0
CAR	2	2	1	3	0
CHI	3	2	1	3	2
COL	3	0	2	2	0
CBJ	2	0	0	0	0
DAL	4	2	2	4	4
DET	2	3	1	4	0
EDM	4	0	2	2	2
FLA	2	1	2	3	0
LAK	4	1	0	1	0
MIN	3	2	1	3	0
MTL	2	1	4	5	4
NSH	3	0	1	1	0
NJD	2	1	1	2	0
NYI	2	0	2	2	0
NYR	2	1	0	1	0
OTT	2	0	1	1	0
PHI	2	0	2	2	0
PIT	2	0	1	1	2
SJS	4	0	1	1	0
STL	5	0	4	4	0
TBL	2	2	1	3	0
TOR	2	0	3	3	0
VAN	4	1	3	4	0
VGK	5	0	3	3	4
WSH	2	2	1	3	2
WPG	3	0	0	0	2
Totals:	85	23	44	67	24

9

CLAYTON KELLER

Drafted: Arizona's 1st choice (1st round, 7th overall) in the 2016 Entry Draft

@ClaytonKeller37
 claytonkeller19

2017-18 HIGHLIGHTS

Registered 23-42-65 in 82 games with the Coyotes... Named a finalist for the Calder Memorial Trophy, which is awarded to the top rookie in the NHL... Led the team in scoring to become the first rookie in Arizona history to lead the team in scoring for the season... Became one of just 10 players and the first rookie in Coyotes history to reach 60 points in a season... Set the Coyotes' single-season rookie records for goals, assists, points, games played, multi-point games (14), longest point streak (10 games; Mar. 11-28, 5-9-14) and most points in a month (6-13-19 in 17 March games)... His 10-game point streak in March was also the longest point streak by an NHL rookie in 2017-18... Became the first player in Coyotes history to have three separate point streaks of seven games or more in a season... Became the first player in Coyotes history to win multiple Rookie of the Month awards in a single season... Earned the award in October and March and is one of only seven players to win the award in the history of the franchise... In October, he ranked sixth in the NHL and led all rookies in scoring with 9-6-15 in 13 games... He also set the Coyotes' rookie record for most points in a month... Registered 6-13-19 in 17 March games which set a new Arizona rookie record for points in a month and was the most points in a month by any NHL rookie in the season... Ranked in the top five among NHL rookies in shots (1st; 212), assists (2nd; 42), power-play assists (3rd; 14), power-play goals (t-4th; 6), power-play points (4th; 20) and goals (5th; 23)... Scored first NHL goal at ANA, Oct. 5... Scored twice vs. DET, Oct. 12... Posted 2-1-3 vs. DAL, Oct. 19... Recorded seven-game point streak (6-5-11), Oct. 19-31... Tallied eight-game point streak (3-6-9), Dec. 14-31... Registered 1-3-4 vs. MTL, Feb. 15... Totaled 14 multi-point games.

2016-17 HIGHLIGHTS

Skated in three games with the Coyotes... Made his NHL debut at STL, Mar. 27... Recorded his first NHL point (assist) vs. STL, Mar. 29... Notched an assist at DAL, Apr. 4... Registered 21-24-45 in 31 games as a freshman at Boston University... Led the team in goals, points and plus-minus (+15)... Tied for the team lead in assists... Named the ACHA National Rookie of the Year, Hockey East Rookie of the Year and the New England Rookie of the Year... Selected as a New England All-Star as well as a Hockey East Second Team All-Star and named to the Hockey East All-Rookie Team... Chosen as the Hockey East Rookie of the Month three times (December, January & February)... Selected to the NCAA West Regional All-Tournament team... Led Hockey East freshmen and was second among NCAA rookies in points... Scored four SHGs, which were the most by a BU player since 2010... Recorded a 15-game point streak (11-14-25), Nov. 5 - Feb. 10... Scored his first NCAA goal at Colgate, Oct. 8... Scored two goals at Northeastern, Nov. 5... Netted two goals vs. Harvard in Beanpot title game... Scored two goals against Notre Dame, Feb. 25... Earned at least one point in all but three games.

2015-16 HIGHLIGHTS

Established a new U.S. NTDP record for career points (71-118-189)... Registered 37-70-107 in 62 games with U.S. National U-18 Team... Led the team in points and assists while finishing second in goals... His 107 points were the second-most in a season in NTDP history... His 70 assists were the most in a season in NTDP history.

2014-15 HIGHLIGHTS

Skated in 55 games with the U.S. National U-17 team... Totaled 33-60-93... Recorded 9-14-23 in 15 games with the U.S. National U-18 team.

INTERNATIONAL CAREER

2017: Won a gold medal with Team USA at the World Junior Championship in Montreal & Toronto... Led the team in points and assists with 3-8-11 in seven games... Finished second in assists and third in points among all players... Named to the All-Tournament team... **2016:** Helped USA win bronze at the U-18 World Championship in Grand Forks, North Dakota... Totaled 4-10-14 in seven contests... Led the tournament in assists and was second in points... Chosen as tournament MVP... Selected to media All-Star team... **2015:** Won gold with USA at the U-18 World Championship... Collected 4-5-9 in seven games.

PERSONAL

Nickname is "Kells"... Patrick Kane was his favorite player growing up... Red Hot Chili Peppers is his favorite band... "Happy Gilmore" is his favorite movie... Enjoys golf... Winning gold at the 2017 World Junior Championship is his most memorable hockey moment.


PACK FACT

Became one of just 10 players in team history and the first rookie in Coyotes history to reach 60 points in a single season

CAREER HIGHS							
Games 82 (17-18)		Goals 23 (17-18)		Assists 42 (17-18)		Points 65 (17-18)	
CAREER HIGHLIGHTS				FIRSTS			
MOST GOALS/GAME: 2 – 2 times (last 10/19/17 vs. DAL)	MOST SHOTS/GAME: 9 – 3/26/18 at TBL	LONGEST POINT STREAK: 10 games (3/11/18 – 3/28/18)		FIRST COYOTES GAME: 3/27/17 at STL	FIRST NHL GAME: 3/27/17 at STL		
MOST ASSISTS/GAME: 3 – 2/15/18 vs. MTL	LONGEST GOAL STREAK: 3 games (3/22/18 – 3/26/18)	CAREER HAT TRICKS: None		FIRST COYOTES GOAL: 10/5/17 at ANA	FIRST NHL GOAL: 10/5/17 at ANA		
MOST POINTS/GAME: 4 – 2/15/18 vs. MTL	LONGEST ASSIST STREAK: 6 games – 2 times (last 3/19/18 – 3/28/18)	MULTIPLE POINT GAMES: 14 (last 3/26/18 at TBL)		FIRST COYOTES ASSIST: 3/29/17 vs. STL	FIRST NHL ASSIST: 3/29/17 vs. STL		
MOST PIM/GAME: 2 – 12 times (last 3/28/18 at VGK)							

CAREER STATISTICS

SEASON	TEAM	LEAGUE	GP	REGULAR SEASON								PLAYOFFS					
				G	A	PTS	PP	SH	GW	+/-	PIM	GP	G	A	PTS	PIM	
2014-15	U.S. National Under-17 Team	NTDP	55	33	60	93	-	-	-	-	-	-	-	-	-	-	-
	U.S. National Under-17 Team	NTDP	15	9	14	23	-	-	-	-	-	-	-	-	-	-	-
2015-16	U.S. National Under-17 Team	NTDP	62	37	70	107	-	-	-	-	-	-	-	-	-	-	-
	Boston University	NCAA	31	21	24	45	4	4	2	15	26	-	-	-	-	-	-
2016-17	Arizona	NHL	3	0	2	2	0	0	0	-3	0	-	-	-	-	-	-
	Arizona	NHL	82	23	42	65	6	0	3	-7	24	-	-	-	-	-	-
FRANCHISE & NHL TOTALS			85	23	44	67	6	0	3	-10	24	-	-	-	-	-	-



Right Wing

6'0" | 186

Shoots: Left

Born: September 19, 1988

Kramfors, Sweden

Age: 30

Career vs. NHL

TEAM	GP	G	A	PTS	PIM
ANA	0	0	0	0	0
ARI	0	0	0	0	0
BOS	1	1	0	1	0
BUF	0	0	0	0	0
CGY	0	0	0	0	0
CAR	1	0	0	0	0
CHI	1	0	0	0	0
COL	0	0	0	0	0
CBJ	0	0	0	0	0
DAL	2	0	0	0	0
DET	2	0	1	1	0
EDM	0	0	0	0	0
FLA	0	0	0	0	0
LAK	0	0	0	0	0
MIN	0	0	0	0	0
MTL	1	0	0	0	0
NSH	0	0	0	0	0
NJD	1	0	1	1	0
NYI	1	1	0	1	0
NYR	1	0	0	0	0
OTT	0	0	0	0	0
PHI	1	0	0	0	0
PIT	1	0	0	0	0
SJS	0	0	0	0	0
STL	1	0	0	0	2
TBL	0	0	0	0	0
TOR	0	0	0	0	0
VAN	0	0	0	0	0
VGK	1	0	0	0	2
WSH	1	0	0	0	0
WPG	2	0	0	0	0
Totals:	18	2	2	4	4

29 MARIO KEMPE

Drafted: Philadelphia's 4th choice (5th round, 122nd overall) in the 2007 Entry Draft
 Acquired: Signed as a free agent on May 16, 2017

@kempemario

mariokempe20

2017-18 HIGHLIGHTS

Appeared in 18 games with the Coyotes, totaling 2-2-4 and four PIM...Skated in his NHL debut at VGK, Oct. 10...Scored his first NHL goal vs. BOS, Oct. 14...Skated in season-high 16:28 at NYI, Oct. 24...Tallied his first NHL assist at NJD, Oct. 28...Collected 18-19-37 and was +7 in 47 games with Tucson (AHL)...Scored six PPGs and five GWGs...Finished tied with the third-most goals and fifth on the team in points...Totaled 4-3-7 in nine Calder Cup Playoffs contests...Led Tucson in playoff goals.

2016-17 HIGHLIGHTS

Recorded 14-20-34 and 28 PIM in 56 games with Vityaz Podolsk (KHL)...Tallied an assist in four playoff games...Finished fifth on the team in points and sixth in goals.

2015-16 HIGHLIGHTS

Registered 12-5-7 and 64 PIM in 56 games with Vityaz Podolsk...Ended the season ranked tied for third on the team in goals...Finished second among forwards in hits (58).

2014-15 HIGHLIGHTS

Skated in 54 games with Vityaz Polosk, collecting 13-19-32 and 52 PIM...Led the team in points and assists...Finished fourth among forwards with 56 hits.

2013-14 HIGHLIGHTS

Registered 9-8-17 and 18 PIM in 54 games with MODO Hockey (SHL)...Skated in two playoff games.

2012-13 HIGHLIGHTS

Recorded 15-12-27 with 12 PIM in 53 games with MODO Hockey...Skated in five playoff games.

2011-12 HIGHLIGHTS

Registered 8-7-15 and 14 PIM in 52 games with Djurgardens IF (SHL)... Collected 2-5-7 and four PIM in 10 playoff games.

2010-11 HIGHLIGHTS

Tallied 10-7-17 and six PIM in 54 games with Djurgardens IF... Skated in seven playoff games.

2009-10 HIGHLIGHTS

Collected 7-11-18 and 14 PIM in 51 games with Rogle BK... Registered 7-2-9 and four PIM in 10 playoff games.

2008-09 HIGHLIGHTS

Skated in five games with Philadelphia (AHL) and another three games in the playoffs...Registered 2-8-10 and eight PIM in 30 games with Rogle BK (SHL)...Collected 9-3-12 and six PIM in 17 games with Mora IK.

INTERNATIONAL

2008: Represented Sweden at the World Junior Championship...Skated in six games and helped Sweden win a silver medal...**2007:** Skated in five games with Sweden at the World U18 Championship.

PERSONAL

Nickname is "Kemps"...He and his girlfriend, Sanna, have a daughter, Rio...His brother, Adrian, is a member of the LA Kings.

PACK FACT

Scored his first career NHL goal vs. Boston on October 14, 2017.

CAREER HIGHS				
Games 18 (17-18)	Goals 2 (17-18)	Assists 2 (17-18)	Points 4 (17-18)	
CAREER HIGHLIGHTS			FIRSTS	
MOST GOALS/GAME: 1 – 2 times (last 10/24/17 at NYI)	MOST SHOTS/GAME: 2 – 6 times (last 11/6/17 at WSH)	CAREER HAT TRICKS: None	FIRST COYOTES GAME: 10/10/17 at VGK	FIRST NHL GAME: 10/10/17 at VGK
MOST ASSISTS/GAME: 1 – 2 times (last 10/31/17 at DET)	LONGEST GOAL STREAK: None	MULTIPLE POINT GAMES: None	FIRST COYOTES GOAL: 10/14/17 vs. BOS	FIRST NHL GOAL: 10/14/17 vs. BOS
MOST POINTS/GAME: 1 – 4 times (last 10/31/17 at DET)	LONGEST ASSIST STREAK: None		FIRST COYOTES ASSIST: 10/28/17 at NJD	FIRST NHL ASSIST: 10/28/17 at NJD
MOST PIM/GAME: 2 – 2 times (last 11/9/17 at STL)	LONGEST POINT STREAK: None			

CAREER STATISTICS

SEASON	TEAM	LEAGUE	GP	REGULAR SEASON								PLAYOFFS				
				G	A	PTS	PP	SH	GW	+/-	PIM	GP	G	A	PTS	PIM
2006-07	St. John's	QMJHL	62	23	19	42	8	0	2	-19	51	4	0	0	0	2
2007-08	St. John's	QMJHL	48	25	24	49	8	1	4	6	36	6	4	3	7	8
2008-09	Rogle BK	SHL	30	2	8	10	-	-	-	-1	8	-	-	-	-	-
	Mora IK	Allsvenskan	17	9	3	12	-	-	-	5	6	3	0	0	0	2
	Philadelphia	AHL	5	0	0	0	0	0	0	-3	2	3	0	0	0	2
2009-10	Rogle BK	SHL	51	7	11	18	-	-	-	14	-5	10	7	2	9	4
2010-11	Djurgardens IF	SHL	54	10	7	17	-	-	-	6	-8	7	0	0	0	0
2011-12	Djurgardens IF	SHL	52	8	7	15	-	-	-	14	-4	10	2	5	7	4
2012-13	MODO Hockey	SHL	53	15	12	27	-	-	-	12	0	5	0	0	0	0
2013-14	MODO Hockey	SHL	54	9	8	17	-	-	-	-4	18	2	0	0	0	0
2014-15	Vityaz Podolsk	KHL	54	13	19	32	-	-	-	-5	52	-	-	-	-	-
2015-16	Vityaz Podolsk	KHL	56	12	5	17	-	-	-	-14	64	-	-	-	-	-
2016-17	Vityaz Podolsk	KHL	56	14	20	34	-	-	-	-9	28	4	0	1	1	0
2017-18	Tucson	AHL	47	18	19	37	6	0	5	7	22	9	4	3	7	6
	Arizona	NHL	18	2	2	4	0	0	0	-1	4	-	-	-	-	-
FRANCHISE & NHL TOTALS			18	2	2	4	0	0	0	-1	4	-	-	-	-	-



Goalie

6'5" | 209

Catches: Left

Born: May 5, 1990

Saskatoon, Saskatchewan

Age: 28

Career vs. NHL

TEAM	GP	W-L-T-OT	SO	GA	GAA	SV%
ANA	4	1-3-0-0	0	12	3.20	.887
ARI	6	4-0-0-2	2	7	1.16	.955
BOS	2	0-2-0-0	0	6	3.05	.870
BUF	1	0-0-0-0	0	2	20.00	.000
CGY	4	2-1-0-1	0	9	2.51	.914
CAR	2	0-1-0-0	0	9	5.57	.824
CHI	4	1-1-0-1	0	8	2.21	.921
COL	6	3-1-0-1	2	11	2.14	.915
CBJ	2	0-1-0-1	0	3	1.45	.944
DAL	13	7-3-0-3	1	36	2.84	.916
DET	3	1-1-0-1	0	5	1.92	.933
EDM	8	5-1-0-2	1	16	1.98	.931
FLA	3	1-1-0-0	1	6	2.25	.939
LAK	8	3-2-0-2	1	18	2.43	.922
MIN	0	0-0-0-0	0	0	0.00	.000
MTL	4	2-1-0-0	0	9	2.62	.893
NSH	7	3-2-0-1	1	17	2.66	.906
NJD	3	0-3-0-0	0	8	3.06	.857
NVI	4	1-1-0-1	0	11	3.44	.888
NWR	3	2-1-0-0	0	10	3.35	.882
OTT	4	3-1-0-0	0	9	2.16	.935
PHI	2	1-1-0-0	0	6	3.05	.912
PIT	1	0-1-0-0	0	3	3.05	.857
SJS	8	2-3-0-2	1	20	2.72	.904
STL	4	1-1-0-0	0	7	2.51	.923
TBL	4	2-1-0-0	0	8	2.39	.917
TOR	3	1-1-0-0	0	4	2.58	.907
VAN	11	4-5-0-1	1	26	2.52	.909
VGK	1	0-0-0-0	0	0	0.00	1.00
WSH	1	0-1-0-0	0	3	3.05	.889
WPG	5	3-0-0-0	0	14	4.16	.876
TOT	131	53-41-0-19	11	303	2.58	.912

35 DARCY KUEMPER

Drafted: Minnesota's 5th choice (6th round, 161st overall) in the 2009 Entry Draft
 Acquired: From Los Angeles in exchange for Tobias Rieder and Scott Wedgewood on February 21, 2018

@dkuemp35

kuemp35

2017-18 HIGHLIGHTS

Registered a 2.52 GAA and a .920 SV% with a 12-7-5 record in 29 games with the Kings and Coyotes...His four shutouts were a career high...His .920 SV% was also a career best...Began the season with LAK...Posted a 10-1-3 mark with a 2.10 GAA and a .932 SV% in 19 appearances...Made 23 saves in his first win as a King vs. NYI, Oct. 15...Stopped all 24 shots in a shutout win vs. FLA, Nov. 18...Stopped 39 of 40 shots in win at STL, Dec. 1...Registered shutouts in back-to-back appearances at DAL, Jan. 30 and vs. ARI, Feb. 3...Traded to ARI on Feb. 21...Had a 3.22 GAA and an .899 SV% in 10 games with the Coyotes...Made 16 saves to earn his first win with ARI at VAN, Mar. 7...Collected 27 saves in his fourth shutout of the season vs. VAN, Mar. 11...Recorded a career-high 43 saves on 46 shots at FLA, Mar. 24.

2016-17 HIGHLIGHTS

Appeared in 18 games, including 17 starts with MIN...Registered a 3.13 GAA, .902 SV% and an 8-5-3 record...Made 41 saves in win at EDM, Jan. 31.

2015-16 HIGHLIGHTS

Posted a 2.43 GAA and .915 SV% in 21 appearances with the Wild...Had two shutouts...Won three straight starts, Dec. 12-22...Stopped all 25 shots in shutout win at SJS, Dec. 12...Made 32 saves in shutout at LAK, Jan. 21.

2014-15 HIGHLIGHTS

Appeared in a career-high 31 games and 28 starts...Registered a career-best 14 wins (14-12-2)...Finished the season with a 2.60 GAA, .905 SV% and three shutouts...Recorded a shutout in three of his first four starts of the season...Stopped 16 shots in shutout vs. COL, Oct. 9...Made 30 saves in shutout at COL, Oct. 11...Tallied 26 saves in shutout vs. ARI, Oct. 23...Notched 41 saves in win at DAL, Nov. 28...Also appeared in five games with Iowa (AHL), posting a 3.22 GAA and an .891 SV%...**2015 Playoffs:** Stopped all nine shots faced in Game 4 of WCQF vs. STL, Apr. 22.

2013-14 HIGHLIGHTS

Posted a 12-8-4 record, 2.43 GAA, .915 SV% and two shutouts in 26 games with MIN...Tallied 23 saves in his first NHL shutout at NSH, Jan. 12...Won five straight starts from Feb. 4 - Mar. 3...Made 21 saves in shutout at EDM, Feb. 27...Also appeared in 17 games with Iowa, totaling a 2.47 GAA and .929 SV%...**2014 Playoffs:** Had a 3-1 record with a 2.03 GAA and .913 SV% in six Stanley Cup Playoff games...Earned his first career NHL postseason win and shutout with a 22-save performance in Game 3 of WCQF vs. COL, Apr. 21.

2012-13 HIGHLIGHTS

Appeared in six games with MIN...Registered a 2.08 GAA and .916 SV%...Made 28 saves in his NHL debut at VAN, Feb. 12...Earned his first NHL win by stopping 29 of 31 shots vs. DET, Feb. 17...Owned a 13-8-4 record with a 1.88 GAA and .934 SV% in 21 games with Houston (AHL)...**2013 Playoffs:** Made Stanley Cup Playoffs debut in Game 4 of WCQF vs. CHI, May 7, stopping 16 of 18 shots in relief...Made 13 saves in Game 5 at CHI, May 9.

INTERNATIONAL

2018: Represented Team Canada at the IIHF World Championship in Denmark...Had a 2.48 GAA and .867 SV% in seven games.

PERSONAL

Nickname is "Kemps"...Enjoys football and is a Dallas Cowboys fan...Eminem is his favorite music artist...Game of Thrones is his favorite TV show...Patrick Roy was his favorite player growing up.

PACK FACT


Recorded a career-high four shutouts last year with the Los Angeles Kings and Coyotes.

CAREER HIGHS			
Games 31 (14-15)	Wins 14 (14-15)	SV% .916 (12-13)	GAA 2.08 (12-13)
CAREER HIGHLIGHTS		FIRSTS	
MOST CONSECUTIVE STARTS: 16 – 1/12/14 – 3/8/14^	MOST SAVES IN A SHUTOUT: 32 – 1/21/16 at LAK^	LONGEST WINNING STREAK: 5 games – 2/4/14 – 3/3/14^	FIRST COYOTES GAME: 2/25/18 vs. VAN#
MOST SHOTS FACED/GAME: 46 – 3/24/18 at FLA#	CAREER SHUTOUTS: 11 – last 3/11/18 vs. VAN#	LONGEST SHUTOUT STREAK: 193:58 – 1/24/18 – 2/7/18*	FIRST COYOTES WIN: 3/7/18 at VAN#
MOST SAVES/GAME: 43 – 3/24/18 at FLA#	PENALTY SHOTS: 0/1 (1/21/14 at DAL)^		FIRST NHL GAME: 2/12/13 at VAN^
			FIRST NHL WIN: 2/17/13 vs. DET^
			FIRST COYOTES SHUTOUT: 3/11/18 vs. VAN#
			FIRST NHL SHUTOUT: 1/12/14 at NSH^

^w/MIN, *w/LAK, #w/ARI

CAREER STATISTICS

SEASON	TEAM	LEAGUE	REGULAR SEASON							PLAYOFFS						
			GP	MIN	GA	SO	SV%	GAA	W-L-T-OT	GP	MIN	GA	SO	SV%	GAA	W-L
2009-10	Red Deer	WHL	61	3236	147	3	.908	2.73	28-23-4	2	61	6	0	.806	5.86	0-2-0
	Houston	AHL	4	199	8	0	.886	2.41	2-1-0	-	-	-	-	-	-	-
2010-11	Red Deer	WHL	62	3685	114	13	.933	1.86	45-12-5	7	403	19	0	.896	2.83	4-3-0
2011-12	Houston	AHL	19	1070	42	1	.923	2.36	6-6-0	-	-	-	-	-	-	-
2012-13	Houston	AHL	21	1210	38	4	.934	1.88	13-8-0	2	119	3	1	.957	1.51	1-1-0
	Minnesota	NHL	6	288	10	0	.916	2.08	1-2-0	2	73	4	0	.879	3.27	0-0-0
2013-14	Iowa	AHL	17	997	41	1	.929	2.47	7-10-0	-	-	-	-	-	-	-
	Minnesota	NHL	26	1,480	60	2	.915	2.43	12-8-4	6	325	11	1	.913	2.03	3-1-0
2014-15	Iowa	AHL	5	279	15	1	.891	3.22	2-3-0	-	-	-	-	-	-	-
	Minnesota	NHL	31	1,569	68	3	.905	2.60	14-12-2	1	23	0	0	1.000	0.00	0-0-0
2015-16	Minnesota	NHL	21	1,063	43	2	.915	2.43	6-7-5	-	-	-	-	-	-	-
2016-17	Minnesota	NHL	18	1,053	55	0	.902	3.13	8-5-3	-	-	-	-	-	-	-
2017-18	Los Angeles	NHL	19	999	35	3	.932	2.10	10-1-3	-	-	-	-	-	-	-
	Arizona	NHL	10	597	32	1	.899	3.22	2-6-2	-	-	-	-	-	-	-
FRANCHISE TOTALS			10	597	32	1	.899	3.22	2-6-2	-	-	-	-	-	-	-
NHL TOTALS			131	7,050	303	11	.912	2.58	53-41-19	9	422	15	1	.911	2.13	3-1-0



Defense

6'2" | 208

Shoots: Right

Born: April 6, 1994

Moscow, Russia

Age: 24

46 ILYA LYUBUSHKIN

Drafted: Not drafted

Acquired: Signed as a free agent to a one-year, two-way contract, May 23, 2018

2017-18 HIGHLIGHTS

Skated in 50 games with Lokomotiv Yaroslavl (KHL)...Totaled 3-6-9 and was +14...Led the team with 73 PIM...Scored one PPG...Averaged 18:57 TOI/G...Had 104 hits and 76 blocked shots...Scored a goal and had four PIM in nine postseason contests...Has registered 12-24-36 and 258 PIM in 257 career regular season KHL games.

2016-17 HIGHLIGHTS

Appeared in 60 games with Lokomotiv Yaroslavl, collecting 3-4-7 and a +4 rating...Totaled 69 PIM...Tied his career high for games played...Scored one GWG...Posted 78 hits and 59 blocked shots...Had one assist and 26 PIM in 15 playoff games.

2015-16 HIGHLIGHTS

Registered 4-7-11 and a +15 rating in 55 contests with Lokomotiv Yaroslavl...Set KHL career highs in goals, assists, points and plus-minus...Tallied 68 PIM...Scored two GWGs...Blocked 61 shots and recorded 96 hits...Skated in five playoff games.

2014-15 HIGHLIGHTS

Skated in 60 games with Lokomotiv Yaroslavl...Posted 1-6-7 and a +4 rating...Collected a career-high 107 hits...Notched eight PIM in six postseason appearances.

2013-14 HIGHLIGHTS

Recorded 1-1-2 and 18 PIM in 32 regular season games with Lokomotiv Yaroslavl...Totaled 47 PIM in 18 playoff contests.

INTERNATIONAL

2014: Represented Russia at the U20 World Junior Championship...Tallied four assists and six PIM in seven games to help Russia win a bronze medal.

PERSONAL

Nickname is "Lyubi"...The Scorpions are his favorite band...Enjoys soccer and fishing...His favorite sports team is Lokomotiv Moscow...He and his wife, Diana, have sons, Matvei and Miroslav.

Career vs. NHL

TEAM	GP	G	A	PTS	PIM
ANA	0	0	0	0	0
ARI	0	0	0	0	0
BOS	0	0	0	0	0
BUF	0	0	0	0	0
CGY	0	0	0	0	0
CAR	0	0	0	0	0
CHI	0	0	0	0	0
COL	0	0	0	0	0
CBJ	0	0	0	0	0
DAL	0	0	0	0	0
DET	0	0	0	0	0
EDM	0	0	0	0	0
FLA	0	0	0	0	0
LAK	0	0	0	0	0
MIN	0	0	0	0	0
MTL	0	0	0	0	0
NSH	0	0	0	0	0
NJD	0	0	0	0	0
NYI	0	0	0	0	0
NYR	0	0	0	0	0
OTT	0	0	0	0	0
PHI	0	0	0	0	0
PIT	0	0	0	0	0
SJS	0	0	0	0	0
STL	0	0	0	0	0
TBL	0	0	0	0	0
TOR	0	0	0	0	0
VAN	0	0	0	0	0
VGK	0	0	0	0	0
WSH	0	0	0	0	0
WPG	0	0	0	0	0
Totals:	0	0	0	0	0

PACK FACT

Has totaled 12-24-36 over four seasons with Lokomotiv Yaroslavl in the KHL

CAREER HIGHS					
GAMES: -		GOALS: -		ASSISTS: -	POINTS: -
CAREER HIGHLIGHTS			FIRSTS		
MOST GOALS/GAME:	MOST SHOTS/GAME:	CAREER HAT TRICKS:		FIRST COYOTES GAME:	FIRST NHL GAME:
-	-	-		-	-
MOST ASSISTS/GAME:	LONGEST GOAL STREAK:			FIRST COYOTES GOAL:	FIRST NHL GOAL:
-	-			-	-
MOST POINTS/GAME:	LONGEST ASSIST STREAK:			FIRST COYOTES ASSIST:	FIRST NHL ASSIST:
-	-			-	-
MOST PIM/GAME:	LONGEST POINT STREAK:				
-	-				

CAREER STATISTICS

SEASON	TEAM	LEAGUE	GP	REGULAR SEASON								PLAYOFFS				
				G	A	PTS	PP	SH	GW	+/-	PIM	GP	G	A	PTS	PIM
2011-12	Kuznetskie Medvedi	MHL	26	0	1	1	-	-	-	-1	34	-	-	-	-	-
	Loko Yaroslavl	MHL	21	3	1	4	-	-	-	4	26	3	1	0	1	2
2012-13	Lokomotiv Yaroslavl-2	VHL	42	1	4	5	-	-	-	6	26	5	1	0	1	4
	Loko Yaroslavl	MHL	4	0	0	0	-	-	-	3	0	-	-	-	-	-
2013-14	Lokomotiv Yaroslavl	KHL	32	1	1	2	0	0	0	0	18	18	0	0	0	47
	Loko Yaroslavl	MHL	11	1	1	2	-	-	-	10	36	-	-	-	-	-
2014-15	Lokomotiv Yaroslavl	KHL	60	1	6	7	0	0	0	4	30	6	0	0	0	8
2015-16	Lokomotiv Yaroslavl	KHL	55	4	7	11	0	0	2	15	68	5	0	0	0	0
2016-17	Lokomotiv Yaroslavl	KHL	60	3	4	7	0	0	1	4	69	15	0	1	1	26
2017-18	Lokomotiv Yaroslavl	KHL	50	3	6	9	1	0	0	14	73	9	1	0	1	4
NHL Totals			-	-	-	-	-	-	-	-	-	-	-	-	-	-



Defense

6'0" | 188

Shoots: Left

Born: June 25, 1992

Dearborn Heights, Michigan

Age: 26

Career vs. NHL

TEAM	GP	G	A	PTS	PIM
ANA	5	0	0	0	0
ARI	5	0	1	1	0
BOS	2	0	0	0	0
BUF	1	1	0	1	0
CGY	4	1	2	3	2
CAR	2	0	0	0	0
CHI	2	0	0	0	0
COL	4	0	0	0	0
CBJ	1	0	0	0	0
DAL	2	0	0	0	0
DET	3	0	0	0	0
EDM	3	2	0	2	0
FLA	1	0	0	0	0
LAK	5	1	2	3	0
MIN	4	0	1	1	2
MTL	1	0	0	0	0
NSH	2	0	0	0	0
NJD	2	0	0	0	0
NYI	3	0	2	2	0
NYR	1	0	1	1	0
OTT	3	0	2	2	0
PHI	0	0	0	0	0
PIT	0	0	0	0	0
SJS	4	0	0	0	0
STL	4	0	3	3	2
TBL	1	0	0	0	2
TOR	1	0	0	0	0
VAN	6	0	1	1	0
VGK	2	0	1	1	0
WSH	1	0	0	0	0
WPG	5	0	0	0	0
Totals:	80	5	16	21	8

82

JORDAN OESTERLE

Drafted: Not Drafted

Acquired: From Chicago with Vincent Hinostroza, Marian Hossa and Chicago's 2019 3rd round draft choice in exchange for Marcus Kruger, Jordan Maletta, Andrew Campbell, MacKenzie Entwistle and Arizona's 2019 5th round draft choice, July 12, 2018.

@joesty15

joest15

2017-18 HIGHLIGHTS

Registered 5-10-15 with eight PIM in 55 games with CHI... Set NHL career highs in games, goals, assists, points, PIM and shots (99)...Ranked second among CHI defensemen in TOI/G (20:31) and tied for third in goals...Led Blackhawks blueliners with four road goals...Skated in 15:01 in his Blackhawks debut vs. EDM, Oct. 19...Scored his first NHL goal/PPG at EDM, Dec. 29...Posted 1-1-2 at CGY, Dec. 31...Recorded a career-long three-game point streak (2-2-4), Dec. 29 – Jan. 3...Tied his career high with two assists at OTT, Jan. 9...Skated in a season-high 26:06 vs. CGY, Feb. 6.

2016-17 HIGHLIGHTS

Skated in two games with the Oilers...Recorded career highs in goals (7), assists (25) and points (32) in 44 games with Bakersfield (AHL)...Led Condors defensemen in scoring... Scored twice vs. Stockton, Dec. 10...Tallied a season-high 0-3-3 vs. San Diego, Mar. 25...Recorded a seven-game point streak from March 10-25.

2015-16 HIGHLIGHTS

Appeared in 17 games with EDM, totaling five assists...Posted his first career multi-point game (0-2-2) vs. STL, Mar. 16... Skated in a season-high 27:57 vs. VAN, Apr. 6...Recorded 4-21-25 in 44 games with Bakersfield... Scored twice in his first career multi-goal game vs. Ontario, Jan. 9.

2014-15 HIGHLIGHTS

Tallied one assist in six games with the Oilers...Skated in his NHL debut vs. ANA, Feb. 21...Registered his first NHL assist/point vs. LAK, Mar. 3...Skated in a season-high 17:12 vs. LAK, Mar. 3...Totaled 8-17-25 in 65 games with Oklahoma City (AHL)...Ranked second among team defensemen in scoring... Collected 1-3-4 in 10 Calder Cup Playoffs games.

2013-14 HIGHLIGHTS

Skated in four games with Oklahoma City...Made his AHL debut with the Barons against Charlotte, Apr. 5...Scored his first AHL goal vs. Iowa, Apr. 19...Played in one Calder Cup Playoffs game...Registered 2-15-17 in 34 games with Western Michigan (NCAA)...Completed his collegiate career with 7-27-34 and a plus-11 rating in 113 games.

INTERNATIONAL CAREER

2018: Represented USA Hockey at the World Championships in Copenhagen & Herning, Denmark...Skated in four games, tallying one assist to help USA capture the bronze medal.

PERSONAL

Nickname is "Oz"...Nick Lidstrom was his favorite hockey player growing up...Drake is his favorite artist...The Blacklist is his favorite TV show...Enjoys golf and traveling...Scoring his first NHL goal is his most memorable hockey moment.

PACK FACT

Set career highs in games (55), goals (5), assists (10) and points (15) in 2017-18 with the Chicago Blackhawks

CAREER HIGHS			
Games 55 (17-18)	Goals 5 (17-18)	Assists 10 (17-18)	Points 15 (17-18)
CAREER HIGHLIGHTS		FIRSTS	
MOST GOALS/GAME: 1 – 5 times (last 3/17/18 at BUF)*	MOST SHOTS/GAME: 6 – 2 times (last 1/20/18 vs. NYI)*	LONGEST POINT STREAK: 3 games (12/29/17 – 1/3/18)*	FIRST COYOTES GAME: -
MOST ASSISTS/GAME: 2 – 2 times (last 1/9/18 at OTT)*	LONGEST GOAL STREAK: 2 games (12/29/17 – 12/31/17)*	CAREER HAT TRICKS: None	FIRST NHL GAME: 2/21/15 vs. ANA^
MOST POINTS/GAME: 2 – 3 times (last 1/9/18 at OTT)*	LONGEST ASSIST STREAK: 2 games – 2 times (last 12/31/17 – 1/3/18)*	MULTIPLE POINT GAMES: 3 (last 1/9/18 at OTT)*	FIRST COYOTES GOAL: -
MOST PIM/GAME: 2 – 4 times (last 3/18/18 vs. STL)*			FIRST NHL GOAL: 12/29/17 at EDM*
			FIRST COYOTES ASSIST: -
			FIRST NHL ASSIST: 3/3/15 vs. LAK^

^w/EDM, *w/CHI

CAREER STATISTICS

SEASON	TEAM	LEAGUE	GP	REGULAR SEASON								PLAYOFFS				
				G	A	PTS	PP	SH	GW	+/-	PIM	GP	G	A	PTS	PIM
2010-11	Sioux Falls	USHL	54	2	13	15	-	-	-	8	16	10	2	3	5	0
2011-12	Western Michigan	NCAA	41	2	6	8	0	0	0	2	8	-	-	-	-	-
2012-13	Western Michigan	NCAA	38	3	6	9	0	0	1	7	14	-	-	-	-	-
2013-14	Western Michigan	NCAA	34	2	15	17	0	0	0	2	27	-	-	-	-	-
	Oklahoma City	AHL	4	1	0	1	1	0	0	-3	2	1	0	0	0	0
2014-15	Oklahoma City	AHL	65	8	17	25	1	1	3	-6	8	10	1	3	4	8
	Edmonton	NHL	6	0	1	1	0	0	0	-4	0	-	-	-	-	-
2015-16	Bakersfield	AHL	44	4	21	25	2	1	1	1	10	-	-	-	-	-
	Edmonton	NHL	17	0	5	5	0	0	0	1	0	-	-	-	-	-
2016-17	Bakersfield	AHL	44	7	25	32	1	0	0	3	10	-	-	-	-	-
	Edmonton	NHL	2	0	0	0	0	0	0	-1	0	-	-	-	-	-
2017-18	Chicago	NHL	55	5	10	15	1	0	0	-11	8	-	-	-	-	-
NHL Totals			80	5	16	21	1	0	0	-15	8	-	-	-	-	-



Left Wing

6'2" | 197

Shoots: Left

Born: February 7, 1991

Martin, Slovakia

Age: 27

Career vs. NHL

TEAM	GP	G	A	PTS	PIM
ANA	10	0	2	2	13
ARI	10	3	2	5	12
BOS	11	1	1	2	0
BUF	11	1	2	3	4
CGY	13	3	1	4	4
CAR	13	1	2	3	2
CHI	5	0	1	1	0
COL	10	4	2	6	2
CBJ	10	2	3	5	8
DAL	15	1	1	2	6
DET	12	2	2	4	9
EDM	13	4	3	7	2
FLA	13	3	3	6	33
LAK	11	0	0	0	2
MIN	15	4	4	8	8
MTL	12	2	3	5	4
NSH	16	5	6	11	4
NJD	9	0	2	2	4
NYI	9	3	2	5	2
NYR	11	1	3	4	2
OTT	12	3	1	4	16
PHI	10	1	0	1	2
PIT	11	3	4	7	6
SJS	10	0	3	3	2
STL	13	3	4	7	8
TBL	7	3	2	5	0
TOR	8	2	1	3	2
VAN	9	3	2	5	4
VGK	3	1	1	2	4
WSH	11	2	2	4	5
WPG	12	0	0	0	6
Totals:	335	61	65	126	176

14

RICHARD PANIK

Drafted: Tampa Bay's 3rd choice (2nd round, 52nd overall) in the 2009 Entry Draft
 Acquired: From Chicago with Laurent Dauphin in exchange for Anthony Duclair and Adam Clendening on January 10, 2018

richpanik

2017-18 HIGHLIGHTS

Totaled 14-21-35, +7 and 38 PIM in 72 games...Split the season between CHI and ARI...Began the season with a four-game point streak (3-3-6), Oct. 5-10...Tallied 1-1-2 vs. PIT, Oct. 5 and at TOR, Oct. 9...Recorded career-high three assists vs. NYR, Nov. 15...Skated in his 300th NHL game at OTT, Jan. 9...Acquired by ARI from CHI on Jan. 10...Collected 8-11-19 and was +4 in 35 games with the Coyotes...Made his ARI debut vs. EDM, Jan. 12...Scored his first goal with the Coyotes vs. MIN, Mar. 1...Scored 1-1-2 and had a career-high six shots at COL, Mar. 10...Totaled 4-4-8 over the final eight games of the season.

2016-17 HIGHLIGHTS

Registered 22-22-44 while appearing in all 82 games with the Blackhawks...Posted career highs in games, goals, assists, points and shots (155)...One of three Blackhawks to skate in all 82 regular-season games...Tied for fourth on the team in goals...Scored five GWGs, which were tied for second-most on CHI...Led the Blackhawks with 147 hits...Notched his first career hat trick vs. NSH, Oct. 15...Skated in his 200th NHL game at VAN, Nov. 19...Recorded a career-long seven-game point streak (5-5-10), Feb. 11 – Mar. 1...Scored his 20th goal of the season vs. VAN, Mar. 21...**2017 Playoffs:** Collected one assist in four postseason games during the WCQF vs. NSH.

2015-16 HIGHLIGHTS

Appeared in 30 games with CHI, totaling 6-2-8...Was +4...Made his Blackhawks debut vs. NSH, Jan. 12...Notched his first point with CHI (assist) at MTL, Jan. 14...Scored his first goal as a Blackhawk vs. MTL, Jan. 17...Collected 9-16-25 in 33 games with Toronto (AHL) before being traded to CHI...**2016 Playoffs:** Skated in six Stanley Cup Playoffs games, earning three assists in WCQF vs. STL...Notched first career NHL postseason point (assist) at STL, Apr. 21.

2014-15 HIGHLIGHTS

Recorded 11-6-17 in 76 games with TOR...Scored two PPGs...Tied for fifth on the team in goals...Scored his first goal with TOR vs. BOS, Oct. 25...Posted 1-1-2 at COL, Nov. 6...Tallied 1-1-2 at NYI, Feb. 12.

2013-14 HIGHLIGHTS

Totaled 3-10-13 in 50 appearances with the Lightning...Notched two assists vs. PIT, Oct. 12...Skated in 13 contests with Syracuse (AHL)...Posted 3-8-11 with two PPGs...**2014 Playoffs:** Made his Stanley Cup Playoffs debut in Game 1 of the ECQF vs. MTL, Apr. 16.

2012-13 HIGHLIGHTS

Posted 5-4-9 in 25 games with TBL...Skated in his NHL debut vs. MTL, Feb. 12...Scored his first career NHL goal (GWG) at CAR, Feb. 23...Earned his first NHL assist at OTT, Mar. 23...Recorded his first career multi-goal and point game (2-1-3) at WSH, Apr. 13...Collected 22-19-41 with 81 PIM in 51 games with Syracuse...Ranked third among Crunch skates in goals and fifth in points...Selected to participate in the AHL All-Star Game...Added 9-5-14 and 59 PIM in 16 Calder Cup Playoffs contests...Finished second on the team in postseason goals.

2011-12 HIGHLIGHTS

Skated in 64 games with Norfolk (AHL)...Posted 19-22-41 and 62 PIM...Scored seven PPGs...Registered 5-1-6 in 18 Calder Cup Playoffs games, helping the Admirals capture the 2012 Calder Cup Championship.

INTERNATIONAL CAREER

2015: Played for Team Slovakia at the IIHF World Championship...Had two assists in seven games...**2014:** Represented Team Slovakia at the 2014 Winter Olympics in Sochi, Russia, appearing in four games...Also played for Slovakia at the IIHF World Championship, skating in seven games...**2011:** Collected 7-2-9 in six games at the IIHF U20 World Championship in Buffalo...**2010:** Represented Team Slovakia at the IIHF World Championship...Posted 6-2-8 in six games at the IIHF U20 World Championship in Saskatchewan...**2009:** Tallied 2-3-5 in seven games at the IIHF U20 World Championship in Ottawa.

PERSONAL

Nickname is "Pans"...Pavel Bure was his favorite hockey player growing up...The Red Hot Chili Peppers are his favorite band...Friends is his favorite TV show...Enjoys tennis...Winning the Calder Cup is his most memorable hockey moment...Enjoys traveling and trap shooting...He and his wife, Nikola, have a daughter, Lilien.

PACK FACT

Finished the 2017-18 season with 6-5-11 in his final 12 games

CAREER HIGHS				
Games 82 (16-17)	Goals 22 (16-17)	Assists 22 (16-17)	Points 44 (16-17)	
CAREER HIGHLIGHTS			FIRSTS	
MOST GOALS/GAME: 3 - 10/15/16 vs. NSH*	MOST SHOTS/GAME: 6 - 3/10/18 at COL&	LONGEST POINT STREAK: 7 games - 2/11/17 - 3/1/17*	FIRST COYOTES GAME: 1/12/18 vs. EDM	FIRST NHL GAME: 2/12/13 vs. MTL^
MOST ASSISTS/GAME: 3 - 11/15/17 vs. NYR*	LONGEST GOAL STREAK: 3 games - 10/5/17 - 10/9/17*	CAREER HAT TRICKS: 1 - 10/15/16 vs. NSH*	FIRST COYOTES GOAL: 3/1/18 vs. MIN	FIRST NHL GOAL: 2/23/13 at CAR^
MOST POINTS/GAME: 3 - 4 times (last 11/15/17 vs. NYR)*	LONGEST ASSIST STREAK: 4 games - 2/19/17 - 2/26/17*	MULTIPLE POINT GAMES: 20 (last 3/31/18 vs. STL)&	FIRST COYOTES ASSIST: 1/13/17 at SJS	FIRST NHL ASSIST: 3/23/13 at OTT^
MOST PIM/GAME: 17 - 3/25/17 at FLA*				

^w/TBL, *w/CHI, &w/ARI

CAREER STATISTICS

SEASON	TEAM	LEAGUE	GP	REGULAR SEASON								PLAYOFFS				
				G	A	PTS	PP	SH	GW	+/-	PIM	GP	G	A	PTS	PIM
2009-10	Windsor	OHL	33	9	9	18	1	0	2	15	19	-	-	-	-	-
	Belleville	OHL	27	12	11	23	5	0	0	-12	36	-	-	-	-	-
	Norfolk	AHL	5	0	1	1	0	0	0	-1	0	-	-	-	-	-
2010-11	Belleville	OHL	27	14	17	31	5	0	2	0	33	-	-	-	-	-
	Guelph	OHL	24	13	12	25	2	1	1	-6	42	6	1	2	3	10
2011-12	Norfolk	AHL	64	19	22	41	7	0	1	13	62	18	5	1	6	23
2012-13	Syracuse	AHL	51	22	19	41	7	1	6	17	81	16	9	5	14	59
	Tampa Bay	NHL	25	5	4	9	1	0	1	-2	4	-	-	-	-	-
2013-14	Syracuse	AHL	13	3	8	11	2	0	1	1	8	-	-	-	-	-
	Tampa Bay	NHL	50	3	10	13	0	0	0	-9	21	2	0	0	0	4
2014-15	Toronto	NHL	76	11	6	17	2	0	1	-8	49	-	-	-	-	-
2015-16	Toronto	AHL	33	9	16	25	0	0	2	5	34	-	-	-	-	-
	Chicago	NHL	30	6	2	8	0	0	1	4	6	6	0	3	3	6
2016-17	Chicago	NHL	82	22	22	44	4	0	5	14	58	4	0	1	1	2
2017-18	Chicago	NHL	37	6	10	16	3	0	0	3	26	-	-	-	-	-
	Arizona	NHL	35	8	11	19	1	0	0	4	12	-	-	-	-	-
FRANCHISE Totals			35	8	11	19	1	0	0	4	12	-	-	-	-	-
NHL Totals			335	61	65	126	11	0	8	6	176	12	0	4	4	12



Left Wing

6'3" | 218

Shoots: Left

Born: April 27, 1996

Guildford, England

Age: 22

Career vs. NHL

TEAM	GP	G	A	PTS	PIM
ANA	7	1	2	3	2
ARI	0	0	0	0	0
BOS	2	0	1	1	0
BUF	4	0	1	1	4
CGY	7	1	3	4	2
CAR	3	0	0	0	4
CHI	5	1	1	2	4
COL	3	1	1	2	14
CBJ	3	1	0	1	4
DAL	4	0	0	0	0
DET	3	0	0	0	0
EDM	7	0	1	1	4
FLA	4	0	1	1	0
LAK	8	3	0	3	2
MIN	6	3	1	4	2
MTL	3	2	1	3	0
NSH	5	2	0	2	2
NJD	3	2	0	2	2
NYI	2	2	0	2	0
NYR	3	0	0	0	0
OTT	3	1	0	1	0
PHI	2	1	0	1	0
PIT	4	0	0	0	0
SJS	6	1	1	2	0
STL	6	3	0	3	0
TBL	4	1	1	2	2
TOR	3	2	1	3	0
VAN	7	0	4	4	0
VGK	5	1	0	1	0
WSH	4	0	0	0	0
WPG	5	2	0	2	0
Totals:	131	31	20	51	48

11

BRENDAN PERLINI

Drafted: Arizona's 1st choice (1st round, 12th overall) in the 2014 Entry Draft

@Bubzp11

bubzp11

2017-18 HIGHLIGHTS

Registered 17-13-30 and 28 PIM in 74 games with the Coyotes... Scored five PPGs and one GWG... Set career highs in games, goals, assists, points, PPGs and shots (129)... Finished second on the team in goals, eighth in points and tied for second in PPGs... Became the first player in Coyotes history since Travis Green (1999-00) to record multiple four-game goal streaks in a single season (Nov. 20-25 and Jan. 18-25)... Scored his 28th goal in his 100th career NHL game on Jan. 25 to pass Peter Mueller (27 goals in 100 games) for the most goals scored in a player's first 100 career games in ARI history... Also became the third player in Coyotes history to begin his career with back-to-back double digit goal years (Peter Mueller, Tobias Rieder)... His 31 goals since being recalled from the AHL on Dec. 5, 2016 lead the team... Scored goals in back-to-back games Oct. 28 - 30... Netted two goals at STL, Nov. 9... Registered four-game goal streak (4-0-4), Nov. 20 - 25... Recorded three-game point streak (2-1-3), Dec. 27-31... Posted four-game goal streak (4-0-4), Jan. 18-25... Tallied two goals vs. MTL, Feb. 15... Had two assists at VAN, Mar. 7.

2016-17 HIGHLIGHTS

Registered 14-7-21 and 20 PIM in 57 games with the Coyotes... Scored three PPGs and two GWGs... Finished fifth on the team in goals... Ranked second among ARI rookies in goals and points... Became the first British-born rookie to have a multi-goal game vs. WPG, Jan. 13, since Steve Thomas (Stockport, U.K.) did so with TOR, Jan. 13, 1986... Was also the first British-born player to score an NHL goal since 1994-95... Skated in NHL debut at CBJ, Dec. 5... Scored first career goal vs. NSH, Dec. 10... Tallied first career assist at TOR, Dec. 15... Scored a goal at MIN, Dec. 17... Had a goal at CGY, Dec. 31... Scored goals in back-to-back games vs. NYI, Jan. 7 and vs. WPG, Jan. 13... Netted two goals in first career multi-goal game vs. WPG, Jan. 31... Collected 1-1-2 vs. CHI, Feb. 2... Scored two goals at LAK, Feb. 16... Recorded three-game goal streak (3-0-3), Mar. 9-13... Scored goal in season finale vs. MIN, Apr. 8... Totaled 14-5-19 and 14 PIM in 17 games with Tucson (AHL)... Scored seven PPGs and four GWGs... Tied with the fifth-most goals on the team... Ranked third among all Roadrunners in PPGs... Started AHL season with four-game point streak (2-2-4), Oct. 14-28... Scored two goals vs. ONT, Nov. 5... Posted 2-1-3 vs. MB, Nov. 18... Netted two goals vs. STK, Nov. 26... Had 1-1-2 vs. STK, Nov. 27... Registered seven-game point streak (9-3-12), Nov. 4-27... Scored a hat trick vs. MB, Jan. 10... Collected four multi-goal games and five multi-point games... Selected as a 2017 AHL All-Star.

2015-16 HIGHLIGHTS

Registered 25-20-45 with 28 PIM in 57 games with Niagara (OHL)... Finished third on the team in goals and points... Tallied a season-high five-game point streak (5-3-8) from Oct. 3-17... Recorded a hat trick vs. Barrie on Oct. 8... Had 10 multi-point games including four three-point games... Scored a goal in three straight games on four different occasions... Tallied 6-3-9... with nine PIM in 14 playoff games... Posted a five-game point streak during the postseason (3-3-6), Apr. 8-23... Tallied two multi-goal games during the playoffs.

2014-15 HIGHLIGHTS

Skated in 43 games with Niagara, registering 26-34-60 and a plus-15 rating... Finished third on the team in points and tied for second in goals... Registered a five-game goal streak (5-4-9) to start his season Dec. 4-12... Notched a nine-game point streak (10-9-19), Jan. 18 - Feb. 8... Collected 21 multi-point games... Recorded a career-best 7-5-12 in 11 playoff contests with the IceDogs... Tied for the team lead in postseason goals... Earned a point in six straight postseason games (5-3-8) from Mar. 26 - Apr. 3... Notched 2-1-3 at Ottawa, Apr. 3... Made his professional debut with Portland (AHL) against Manchester on Apr. 25... Scored his first career professional/AHL goal vs. the Monarchs, Apr. 30.

2013-14 HIGHLIGHTS

Signed a three-year entry-level contract with Arizona on July 18... Skated in 58 games with Niagara... Totaled 34-37-71 and 36 PIM... Led the IceDogs in goals and finished second on the team in assists and points... Established OHL career highs for goals, assists and points... Tallied 22 multi-point games... Posted 2-1-3 against Belleville, Sept. 28... Tallied a hat trick and 3-2-5 vs. Owen Sound, Oct. 10... Notched 2-1-3 against North Bay, Oct. 14... Had three consecutive three-point games (4-5-9) from Dec. 13-20... Scored a hat trick at Kitchener, Jan. 10... Registered an 11-game point streak (9-15-24), earning at least a point in ever October game... Totaled 0-1-1 and six PIM in seven postseason games.

2012-13 HIGHLIGHTS

Began the season with Barrie (OHL)... Recorded 1-1-2 and four PIM in 32 games... Traded to Niagara on Jan. 10... Appeared in 27 games with the IceDogs, collecting 7-3-10 and four PIM... Scored two goals vs. Peterborough, Jan. 19... Posted 1-2-3 and four PIM in five playoff games... Scored his first career OHL postseason goal against Oshawa, Mar. 24.

INTERNATIONAL CAREER

2016: Skated in five games with Canada at the IIHF World Junior Championship in Helsinki, Finland... **2014:** Helped Canada win bronze at the IIHF Ice Hockey U18 World Championship in Finland... Totaled 3-1-4 in seven games.

PERSONAL

Nickname is 'Perls'... Enjoys playing golf... Huge soccer fan... Favorite TV shows are Suits and Entourage... Favorite vacation spot is Madrid, Spain... Mario Lemieux was his favorite hockey player growing up.

PACK FACT

Has scored 31 goals since being called up to the NHL on December 5, 2016, which are the most goals by any Coyote since then

CAREER HIGHS			
Games 74 (17-18)	Goals 17 (17-18)	Assists 13 (17-18)	Points 30 (17-18)
CAREER HIGHLIGHTS			FIRSTS
MOST GOALS/GAME: 2 – 4 times (last 2/15/18 vs. MTL)	MOST SHOTS/GAME: 5 – 3 times (last 1/22/18 vs. NYI)	LONGEST POINT STREAK: 4 games – 2 times (last 1/18/18 – 1/25/18)	FIRST COYOTES GAME: 12/5/16 at CBJ
MOST ASSISTS/GAME: 2 – 3/7/18 at VAN	LONGEST GOAL STREAK: 4 games – 2 times (last 1/18/18 – 1/25/18)	CAREER HAT TRICKS: None	FIRST NHL GAME: 12/5/16 at CBJ
MOST POINTS/GAME: 2 – 6 times (last 3/7/18 at VAN)	LONGEST ASSIST STREAK: 2 games – 3/19/18 – 3/21/18	MULTIPLE POINT GAMES: 6 (last 3/7/18 at VAN)	FIRST NHL GOAL: 12/10/16 vs. NSH
MOST PIM/GAME: 14 – 3/10/18 at COL			FIRST NHL ASSIST: 12/15/16 at TOR

CAREER STATISTICS

SEASON	TEAM	LEAGUE	GP	REGULAR SEASON								PLAYOFFS				
				G	A	PTS	PP	SH	GW	+/-	PIM	GP	G	A	PTS	PIM
2012-13	Barrie	OHL	32	1	1	2	0	0	0	-6	4	-	-	-	-	-
	Niagara	OHL	27	7	3	10	1	0	0	-15	4	5	1	2	3	4
2013-14	Niagara	OHL	58	34	37	71	16	2	5	-2	36	7	0	1	1	6
	Portland	AHL	-	-	-	-	-	-	-	-	-	4	1	0	1	0
2015-16	Niagara	OHL	57	25	20	45	7	0	2	-6	28	14	6	3	9	9
2016-17	Tucson	AHL	17	14	5	19	7	0	4	1	14	-	-	-	-	-
	Arizona	NHL	57	14	7	21	3	0	2	-4	20	-	-	-	-	-
2017-18	Arizona	NHL	74	17	13	30	5	0	1	-2	28	-	-	-	-	-
FRANCHISE & NHL TOTALS			131	31	20	51	8	0	3	-6	48	-	-	-	-	-



Goalie

6'0" | 184

Catches: Left

Born: May 12, 1989

Rauma, Finland

Age: 29

Career vs. NHL

TEAM	GP	W-L-T-OT	SO	GA	GAA	SV%
ANA	5	2-2-0-1	1	9	1.79	.929
ARI	5	4-0-0-1	0	9	1.77	.944
BOS	2	1-0-0-0	0	4	2.73	.925
BUF	4	2-2-0-0	0	9	2.51	.920
CGY	8	5-1-0-1	0	21	2.79	.911
CAR	2	1-1-0-0	0	5	2.42	.925
CHI	3	2-1-0-0	1	3	1.00	.967
COL	6	2-3-0-0	0	13	2.48	.897
CBJ	6	3-3-0-0	0	12	2.18	.924
DAL	2	1-0-0-0	0	2	1.82	.931
DET	3	2-0-0-0	0	3	1.29	.955
EDM	6	3-3-0-0	1	11	2.10	.926
FLA	3	1-1-0-1	0	8	2.84	.915
LAK	4	3-0-0-1	2	6	1.48	.946
MIN	8	4-3-0-0	0	18	2.65	.901
MTL	6	4-0-0-0	0	11	2.44	.927
NSH	6	2-2-0-1	0	14	2.71	.915
NJD	5	4-0-0-1	1	11	2.17	.912
NVI	4	1-2-0-0	0	10	3.02	.899
NWR	1	0-0-0-1	0	1	0.92	.960
OTT	5	3-2-0-0	0	13	2.61	.908
PHI	5	2-1-0-2	1	10	1.95	.943
PIT	6	1-3-0-0	0	17	3.58	.901
SJS	7	2-1-0-1	1	7	1.45	.942
STL	6	3-1-0-2	1	13	2.11	.934
TBL	5	3-2-0-0	1	9	1.79	.934
TOR	5	4-1-0-0	1	11	2.36	.925
VAN	2	0-0-0-1	0	4	2.03	.913
VGK	3	1-1-0-1	0	7	3.23	.908
WSH	3	1-1-0-0	0	6	2.59	.906
WPG	5	1-3-0-0	0	12	2.94	.860
TOT	141	68-40-0-15	11	289	2.29	.922

32 ANTTI RAANTA

Drafted: Not Drafted

Acquired: From N.Y. Rangers with Derek Stepan in exchange for Anthony DeAngelo and the 7th overall pick in the 2017 Entry Draft on June 23, 2017

@ARaanta31

2017-18 HIGHLIGHTS

Appeared in 47 games with ARI including 46 starts...Registered a .930 SV% and 2.24 GAA with a 21-17-6 record...Set single-season career highs in games, starts, wins, shots faced (1,388) and MIN (2,599)...Ended the season with the second-highest SV% and tied for the second-lowest GAA in the NHL...Stopped 40 of 42 shots in Coyotes debut vs. VGK, Oct. 7...Notched first win with ARI in 36-save effort vs. CAR, Nov. 4... Played in his 100th career NHL game at PIT, Nov. 7...Earned the NHL's Second Star of the Week (Feb. 12-18)...Tallied 37 saves in win vs. CHI, Feb. 12...Stopped 40 shots in shutout win vs. EDM, Feb. 17...Registered 26 saves in shutout win vs. ANA, Feb. 24...Won six straight starts (Mar. 19 - Apr. 3)...Selected as the NHL's Second Star of the Week (Mar. 26-Apr. 1) after posting a 3-0-0 record with a 1.00 GAA, .964 SV% and a shutout in three appearances... Had a 7-1-0 record and stopped 202 of 214 shots for a .944 SV% during March...Stopped 42 of 44 shots in win vs. CGY, Mar. 19...Made 34 saves in shutout win vs. STL, Mar. 31...Recorded 42 saves on 43 shots in win at CGY, Apr. 3...Posted the best GAA (1.84) and the best SV% (.942) in the NHL among all NHL goaltenders since Jan. 4... Finished the season with a 9-2-0 mark and a 1.30 GAA, a .959 SV% and two shutouts in his final 11 games.

2016-17 HIGHLIGHTS

Appeared in 30 games and made 26 starts with NYR...Posted a 16-8-2 record, 2.26 GAA and a .922 SV%...Recorded a career-high four shutouts...Also set single-season career highs in games, starts and wins...Registered a 12-2-1 record with a 1.99 GAA and a .935 SV% in 17 road contests...Ranked ninth in the League in GAA...Won his first five starts of the season (Oct. 17 - Nov. 21)...Stopped 31 of 32 shots in win vs. TBL, Oct. 30...Made 35 saves in win at BOS, Nov. 5...Tallied 38 saves in win at EDM, Nov. 13...Stopped all 26 shots in first shutout of the season at CHI, Dec. 9...Made 19 saves in next start for second straight shutout vs. NJD, Dec. 11...Won three straight starts (Dec. 8-11)...Stopped 30 shots for the shutout in final start of the season at LAK, Mar. 25.

2015-16 HIGHLIGHTS

Registered a 11-6-2 record, 2.24 GAA and .919 SV% in 25 appearances with the Rangers...Tied a career high for games in a season...Ranked eighth in the NHL in GAA...Allowed two goals or less in 13 of his 18 starts...Made team debut with NYR vs. SJS, Oct. 19, stopping all 22 shots to record his first win and first shutout as a Ranger...Became the fourth netminder in team history to notch a shutout in his first start with the Rangers...Became the second Finnish-born goalie to play for NYR in franchise history...Was the first Ranger to post a shutout in his first start with the team at MSG since 2003...Registered 22 saves in win vs. CGY, Oct. 25...Stopped 39 of 40 shots in win at ARI, Nov. 7... Became the third goalie in team history to surrender a total of two goals in his first three starts with NYR... Also was the first Rangers netminder to win his first three starts with the team since Dan Cloutier in 1998...Became the first NYR goalie to win each of his first four starts with the team and the second Rangers goalie to earn a win in each of his first four appearances with the team...Won seven of his final eight starts of the season, registering a 7-1-0 record, 2.13 GAA and a .931 SV%...Won three straight starts from Feb. 18 at TOR to Mar. 4 at WSH...Had a 1.67 GAA and a .949 SV% during that time... Stopped 26 of 27 shots in win vs. CBJ, Feb. 29...Collected 32 saves in win at WSH, Mar. 4...Posted a 1.75 GAA and a .941 SV% to win his final four starts of the season...Made 34 saves, including 19 in the third period to win at BUF, Mar. 8...Totaled 31 saves in win vs. DET, Apr. 9...**2016 Playoffs:** Played in three postseason contests...Made his Stanley Cup Playoffs debut in Game 1 of ECQF at PIT, Apr. 13.

2014-15 HIGHLIGHTS

Appeared in 14 games with CHI...Posted a 7-4-1 record, 1.89 GAA, .936 SV% and two shutouts...Set career highs in GAA, SV% and shutouts...Allowed two or fewer goals in seven of his 12 starts...Registered a 7-0-1 record, 1.36 GAA and a .958 SV% in eight home starts...Posted a 5-0-0 record, 1.00 GAA and a .972 SV% in games when he made 30-plus saves... Recorded 32 saves in season debut vs. PHI, Oct. 21...Won five straight games Dec. 3-21...Tallied a career-high 40 saves in win vs. STL, Dec. 3...Made 31 shots in second shutout of the season vs. TOR, Dec. 21...Had 35 saves in win vs. ARI, Jan. 20...Registered an 8-1-1 record, 2.39 GAA, .918 SV% and two shutouts in 11 games with Rockford (AHL).

2013-14 HIGHLIGHTS

Posted a 13-5-4 record, 2.71 GAA and a .897 SV% in 25 games as a rookie with the Blackhawks...Registered career highs in games and wins...Ranked third among NHL rookie goalies in wins and tied for fourth among league rookie netminders in appearances and starts (22)...Owned a 7-0-2 record, 1.68 GAA and a .928 SV% in nine home appearances...Made his NHL debut at COL, Nov. 19...Earned at least one point and had a 12-1-3 record in 15 of his first 16 NHL decisions (Nov. 27 - Jan. 12)...Went 5-0-1 in his first six NHL decisions (Nov. 27 - Dec. 11)...Surrendered two or fewer goals in each of his first seven NHL games...Made 20 saves in his first NHL win in first NHL start at CGY, Nov. 27...Won three straight games Dec. 8-11... Stopped 26 shots in first NHL shutout vs. LAK, Dec. 30... Appeared in 14 games with Rockford...Notched a 7-5-0 record, 2.83 GAA and .914 SV% with the IceHogs.

INTERNATIONAL

2013: Represented Finland at the IIHF World Championship...Registered a 4-3-0 record, 2.09 GAA, .928 SV% and one shutout in seven appearances...Selected as one of the top three players on Finland during the tournament.

PERSONAL

Nickname is "Rants"...Served in the Finnish Army for six months after he turned 18 years old...He and his wife, Anna, have a daughter, Evelyn...Marty Brodeur and Teemu Selanne were his favorite players growing up... "Transformers" is his favorite movie...Enjoys golf...Winning the Finnish League Championship has been his most memorable hockey moment.

PACK FACT


His career .922 SV% is tied with Dominik Hasek, Ken Dryden and Tuukka Rask for the highest career SV% among goalies that have played in at least 100 games

CAREER HIGHS				
Games 47 (17-18)	Wins 21 (17-18)	SV% .936 (14-15)	GAA 1.89 (14-15)	
CAREER HIGHLIGHTS			FIRSTS	
MOST CONSECUTIVE STARTS: 10 games (12/10/13 - 12/30/13)*	MOST SAVES IN A SHUTOUT: 40 (2/17/18 vs. EDM)#	LONGEST WINNING STREAK: 6 games (3/19/18 - 4/3/18)#	FIRST COYOTES GAME: 10/7/17 vs. VGK	FIRST NHL GAME: 11/19/13 at COL*
MOST SHOTS FACED/GAME: 48 (12/14/17 vs. TBL)#	CAREER SHUTOUTS: 11 (last 3/31/18 vs. STL)#	LONGEST SHUTOUT STREAK: 176:22 (12/8/16 - 12/13/16)^	FIRST COYOTES WIN: 11/4/17 vs. CAR	FIRST NHL WIN: 11/27/13 at CGY*
MOST SAVES/GAME: 44 (12/14/17 vs. TBL)#	PENALTY SHOTS: 2 - 1 save/1 goal (last 12/16/14)*		FIRST COYOTES SHUTOUT: 2/17/18 vs. EDM	FIRST NHL SHUTOUT: 12/30/13 vs. LAK*

^w/NYR, *w/CHI, #w/ARI

CAREER STATISTICS

SEASON	TEAM	LEAGUE	REGULAR SEASON							PLAYOFFS						
			GP	MIN	GA	SO	SV%	GAA	W-L-T-OT	GP	MIN	GA	SO	SV%	GAA	W-L
2009-10	Lukko R.	Liiga	15	836	37	2	.918	2.66	6-7-1	-	-	-	-	-	-	-
2010-11	Lukko R.	Liiga	20	1,064	42	1	.911	2.37	6-6-0	2	84	6	0	.818	4.28	0-1-0
2011-12	Assat Pori	Liiga	38	2,149	80	2	.933	2.23	21-10-4	3	176	9	0	.917	3.07	0-3-0
2012-13	Assat Pori	Liiga	45	2,595	80	5	.943	1.85	21-10-11	16	1,039	23	4	.955	1.33	12-4-0
2013-14	Chicago	NHL	25	1,397	63	1	.897	2.71	13-5-4	-	-	-	-	-	-	-
	Rockford	AHL	14	677	32	0	.914	2.83	7-5-0	-	-	-	-	-	-	-
2014-15	Chicago	NHL	14	792	25	2	.936	1.89	7-4-1	-	-	-	-	-	-	-
	Rockford	AHL	11	603	24	2	.918	2.39	8-1-1	-	-	-	-	-	-	-
2015-16	NY Rangers	NHL	25	1,150	43	1	.919	2.24	11-6-2	3	94	4	0	.895	2.56	0-1-0
2016-17	NY Rangers	NHL	30	1,617	61	4	.922	2.26	16-8-2	-	-	-	-	-	-	-
2017-18	Arizona	NHL	47	2,600	97	3	.930	2.24	21-17-6	-	-	-	-	-	-	-
FRANCHISE TOTALS			47	2,600	97	3	.930	2.24	21-17-16	-	-	-	-	-	-	-
NHL TOTALS			141	7,556	289	11	.922	2.29	68-40-15	3	94	4	0	.895	2.56	0-1-0



Center

6'0" | 189

Shoots: Left

Born: February 4, 1985

Belleville, Ontario

Age: 33

Career vs. NHL

TEAM	GP	G	A	PTS	PIM
ANA	41	3	5	8	52
ARI	36	5	6	11	16
BOS	12	1	4	5	9
BUF	11	3	2	5	4
CGY	42	4	8	12	32
CAR	12	2	3	5	13
CHI	29	3	4	7	14
COL	26	5	5	10	12
CBJ	24	4	4	8	6
DAL	34	3	5	8	31
DET	28	3	4	7	6
EDM	49	6	12	18	4
FLA	10	0	1	1	6
LAK	21	2	1	3	12
MIN	35	7	9	16	8
MTL	15	3	2	5	13
NSH	26	1	2	3	12
NJD	13	0	1	1	9
NYI	13	3	2	5	6
NYR	12	0	2	2	8
OTT	14	4	4	8	6
PHI	16	3	3	6	6
PIT	9	3	2	5	0
SJS	43	4	10	14	34
STL	30	1	7	8	9
TBL	9	1	0	1	5
TOR	12	0	8	8	2
VAN	32	4	5	9	12
VGK	5	0	0	0	4
WSH	11	1	1	2	0
WPG	13	2	1	3	11
Totals:	683	81	123	204	362

15

BRAD RICHARDSON

Drafted: Colorado's 4th choice (5th round, 163rd overall) in the 2003 Entry Draft
Acquired: Signed as a free agent July 1, 2015

brichrdson15

2017-18 HIGHLIGHTS

Skated in 76 games with the Coyotes as an assistant captain, recording 3-12-15 and 45 PIM...Led the team with a 52.1 FO% and a 51.1 Road FO%...Ranked first among ARI forwards and second on the team in SH TOI/G (2:05)...First on the team in SH TOI (158:00)...Posted 1-1-2 vs. SJS, Jan. 16...Earned his 200th career NHL point at SJS, Feb. 13.

2016-17 HIGHLIGHTS

Appeared in 16 games with Arizona...Recorded 5-4-9 and 15 PIM...Led the team with two SHGs...Tied for the team lead in shorthanded points (three)...Owned a 52.6 FO%...Posted a team-best 55.8 Road FO%...Scored a goal in the season opener vs. PHI, Oct. 15...Registered a four-game point streak (2-2-4) to start the season, Oct. 15-21...Netted a goal at NYI, Oct. 21...Had a goal and an assist at PHI, Oct. 27...Posted a three-game point streak (2-2-4), Oct. 27 - Nov. 1...Skated in his 600th career NHL game and scored a goal vs. SJS, Nov. 1...Suffered a season-ending injury at VAN, Nov. 17...Missed 66 games due to injury.

2015-16 HIGHLIGHTS

Registered 11-20-31 in his first season with ARI...1 of 2 Coyotes to play in all 82 games...Ranked second on the team in plus-minus (+8)...Won 54.4% of his face-offs...Owned a 55.5 Road FO%...Scored three GWGs and had four multi-point games...Tied for first on ARI in road plus-minus (+2)...Scored first goal with ARI at OTT, Oct. 24...Scored a goal at LAK, Nov. 10...Tallied two assists vs. EDM, Nov. 12... Won 67% (6/9) of his face-offs at WPG, Nov. 21...Earned an assist in back-to-back games vs. ANA, Nov. 25 and vs. CGY, Nov. 27...Collected two assists and won 79% (15/19) of his face-offs vs. TOR, Dec. 22...Registered 1-1-2 at EDM, Jan. 2...Recorded a three-game point streak (1-3-4) from Dec. 31-Jan. 4...Skated in a season-high 20:27 TOI at EDM, Jan. 2...Tallied his 100th career NHL assist at VAN, Jan. 4... Won 80% (8/10) of his face-offs vs. BUF, Jan. 18...Scored a goal vs. SJS, Jan. 21...Had a two-game point streak (1-1-2) from Jan. 21-23... Won 71% (10/14) of his face-offs at MIN, Jan. 25... Won 82% (9/11) of his face-offs at WPG, Jan. 26... Won 73% (11/15) of his face-offs at ANA, Feb. 5...Notched a goal at PHI, Feb. 27... Won 80% (8/10) of his face-offs at VAN, Mar. 9...Scored two goals at CGY, Mar. 11... Won 73% (8/11) of his face-offs at EDM, Mar. 12... Won 78% (7/9) of his face-offs vs. EDM, Mar. 22...Had a goal vs. WSH, Apr. 2...Scored a goal at CHI, Apr. 5...Earned a point in two straight games (1-1-2) from Apr. 5-7...Won 93% (13/14) of his face-offs at SJS, Apr. 9.

2014-15 HIGHLIGHTS

Skated in 45 games and posted 8-13-21 and 34 PIM...Ranked second among Canucks forwards in SH TOI/G (1:57)...Recorded five multi-point games...Scored a goal and had an assist vs. ARI, Dec. 22...Scored twice and had an assist at PIT, Dec. 4...Had a goal and an assist at CBJ, Nov. 28...Notched two goals vs. CAR, Oct. 28...Dished out two assists at CGY, Oct. 8.

2013-14 HIGHLIGHTS

Appeared in 73 games in his first season with VAN, collecting 11-12-23 and 63 hits...Ranked third among Canucks with 533 face-off wins...Scored his second GWG of the season and had a season high six shots, Apr. 5 vs. LAK...Notched one goal, recorded two hits and won 10 face-offs vs. ANA, Mar. 29...Finished plus-4 with two points (1-1-2) vs. BUF, Mar. 23...Recorded his first PPG as a Canuck and second of his career, vs. WPG, Dec. 22...Collected two points (0-2-2), winning 13 face-offs, vs. BOS, Dec. 14...Posted his first multi-point game of the season, recording two assists, vs. TOR, Nov. 2...Scored the GWG in overtime at NYI, Oct. 22...Appeared in his 400th career game, recording a goal and finishing plus-2, at PIT, Oct. 19...Recorded his second SHG of the season at BUF, Oct. 17...Scored his first goal as a Canuck (SHG) vs. EDM, Oct. 5.

2012-13 HIGHLIGHTS

Appeared in 16 games with LAK, registering six points (1-5-6) and 10 PIM...Recorded two assists and was plus-2 vs. SJS, Apr. 27...Collected an assist and added three hits vs. CBJ, Apr. 18...Recorded his 100th career point at DAL, Mar. 31...**2013 Playoffs:** Skated in 11 playoff games with the Kings, collecting an assist.

2011-12 HIGHLIGHTS

Averaged 12:01 TOI and recorded eight points (5-3-8) in 59 regular season games with the Kings...Recorded two goals at MIN, Mar. 31...Registered his sixth career SHG in his 200th NHL game with LAK vs. DAL, Dec. 10...**2012 Playoffs:** Dressed in 13 playoff games, helping the Kings to their first Stanley Cup Championship.

2010-11 HIGHLIGHTS

Recorded 19 points (7-12-19) in 68 regular season games...Collected two points (1-1-2) vs. DET, Feb. 28...Played in 300th NHL game vs. COL, Feb. 26...Recorded first career hat trick, including a SHG and the GWG at COL, Oct. 23...**2011 Playoffs:** Tied for the club lead in points with five (2-3-5) and led the Kings in shots (17) during the postseason.

2009-10 HIGHLIGHTS

Posted a career high in points (27), assists (16) and games played in a season (81)...Was the Kings' nominee for the 2009-10 Bill Masterton Memorial Trophy...Helped the Kings to a 10-0-1 record when he scored...Finished third on the Kings in GWGs (4)...Recorded two assists at MIN, Mar. 29...Collected 13 points (4-9-13) and was plus-10 in a 16-game span from Dec. 15-Jan. 23...Recorded two points (1-1-2) at DET, Jan. 23...Tallied two assists vs. BOS, Jan. 16...Recorded a point-per-game (2-6-8 in eight games) from Dec. 15-Jan. 4...Led the Kings with 11 points in the month of December (5-6-11)...Registered two assists vs. MIN, Dec. 28...Recorded two points (1-1-2) at EDM, Dec. 15...Played in 200th NHL game vs. DAL, Dec. 12...Posted a three-game scoring streak (3-1-4) from Dec. 1-5...Scored a SHG vs. STL, Dec. 5...Collected first goal of the season and added an assist at ANA, Dec. 1...**2010 Playoffs:** Skated in six games and posted 1-1-2...Scored the GWG vs. VAN, Apr. 19 in the WCQF.

2008-09 HIGHLIGHTS

Appeared in 31 games and had five assists...Recorded first point with LAK at NSH, Oct. 25...Missed 22 games due to injury.

2007-08 HIGHLIGHTS

Split the season with Colorado (NHL) and Lake Erie (AHL)...Played in 22 games with COL and posted 2-3-5...Ranked fourth on Lake Erie in points, tied for third on the club in assists and tied for second in power play points (20)...Led Lake Erie in points per game (1.05)...Had five three-point games, one four-point game and one five-point game with Lake Erie...Was recalled from Lake Erie three times during the season.

2006-07 HIGHLIGHTS

Scored a career-high 14 goals and totaled 22 points in his second season with COL...Collected 19 of his 22 points on the road...Led COL in SHGs (3)...Became the first Avalanche player to score three SHGs in a single season since Joe Sakic tallied three in 2000-01...Recorded first career OT goal at DET, Mar. 4...Collected a career best three-assists at EDM, Dec. 19...Posted first career multi-point game at MIN, Oct. 5.

2005-06 HIGHLIGHTS

Posted 13 points (3-10-13) and 12 PIM in his first NHL season with COL...Collected first career NHL goal and first career multi-point game (1-1-2) vs. VAN, Jan. 28...Recorded first NHL assist vs. STL, Jan. 9...Made NHL debut vs. VAN, Nov. 27...**2006 Playoffs:** Collected first playoff goal vs. DAL, Apr. 28.

PACK FACT

Recorded his 200th career NHL point on February 13, 2018

2004-05 HIGHLIGHTS

Collected 97 points (41-56-97) and 60 PIM in final year with Owen Sound (OHL)... Ranked third in the OHL in points, tied for third in goals, sixth in assists and second in GWGs (nine)... Was runner-up for OHL's Most Outstanding Player Award... Won Jerry Reid Memorial Award as Owen Sound's Team MVP... Selected as an OHL Third Team All-Star.

PERSONAL

Nickname is "Richie"... Has a daughter named Lexi... Favorite movie is Dumb & Dumber... Favorite sport other than hockey is golf... Favorite pro athlete is Tiger Woods... Favorite hockey player growing up was Wayne Gretzky... Favorite food is sushi... Enjoys listening to George Strait... Favorite vacation spot is the Bahamas... If not a hockey player he would be a golfer... Loves water sports... Is a regular guest on the Bachelor Report hosted by Paiul Bissonette.

CAREER HIGHS							
Games 82 (15-16)		Goals 14 (06-07)		Assists 20 (15-16)		Points 31 (15-16)	
CAREER HIGHLIGHTS				FIRSTS			
MOST GOALS/GAME: 3 – 10/23/10 at COL [^]	MOST SHOTS/GAME: 7 – 11/18/06 at MIN*	LONGEST POINT STREAK: 4 games – 10/15/16 – 10/21/16%		FIRST COYOTES GAME: 10/9/15 at LAK	FIRST NHL GAME: 11/27/05 vs. VAN*		
MOST ASSISTS/GAME: 3 – 12/19/06 at EDM*	LONGEST GOAL STREAK: 3 games – 12/1/09-12/5/09 [^]	CAREER HAT TRICKS: 1 – 10/23/10 at COL [^]		FIRST COYOTES GOAL: 10/24/15 at OTT	FIRST NHL GOAL: 1/28/06 vs. VAN*		
MOST POINTS/GAME: 3 – 3 times (last 12/4/14 at PIT)#	LONGEST ASSIST STREAK: 3 games – 12/31/15-1/4/16%	MULTIPLE POINT GAMES: 30 – last 1/16/18 vs. SJS%		FIRST COYOTES ASSIST: 10/15/15 vs. MIN	FIRST NHL ASSIST: 1/9/06 vs. STL*		
MOST PIM/GAME: 10 – 12/30/09 at CGY [^]							

*w/COL, [^]w/LAK, #w/VAN, %w/ARI

CAREER STATISTICS

SEASON	TEAM	LEAGUE	GP	REGULAR SEASON								PLAYOFFS				
				G	A	PTS	PP	SH	GW	+/-	PIM	GP	G	A	PTS	PIM
2001-02	Owen Sound	OHL	58	12	21	33	3	0	0	-16	20	-	-	-	-	-
2002-03	Owen Sound	OHL	67	27	40	67	6	2	5	-10	54	4	1	1	2	0
2003-04	Owen Sound	OHL	15	7	9	16	5	0	0	2	4	-	-	-	-	-
2004-05	Owen Sound	OHL	68	41	56	97	14	2	9	26	60	8	6	4	10	8
2005-06	Colorado	NHL	41	3	10	13	1	0	0	0	12	9	1	0	1	6
	Lowell	AHL	29	4	13	17	2	0	0	-3	20	-	-	-	-	-
2006-07	Colorado	NHL	73	14	8	22	0	3	3	4	28	-	-	-	-	-
	Albany	AHL	3	0	1	1	0	0	0	-4	2	-	-	-	-	-
2007-08	Colorado	NHL	22	2	3	5	0	0	0	-3	8	-	-	-	-	-
	Lake Erie	AHL	38	14	26	40	7	2	0	-8	18	-	-	-	-	-
2008-09	Los Angeles	NHL	31	0	5	5	0	0	0	-6	11	-	-	-	-	-
	Manchester	AHL	3	1	2	3	0	0	0	-3	0	-	-	-	-	-
2009-10	Los Angeles	NHL	81	11	16	27	0	1	4	1	37	6	1	1	2	2
2010-11	Los Angeles	NHL	68	7	12	19	0	1	1	-13	47	6	2	3	5	2
2011-12	Los Angeles	NHL	59	5	3	8	0	1	0	-6	30	13	1	0	1	4
2012-13	Los Angeles	NHL	16	1	5	6	0	0	0	2	10	11	0	1	1	0
2013-14	Vancouver	NHL	73	11	12	23	1	2	2	1	39	-	-	-	-	-
2014-15	Vancouver	NHL	45	8	13	21	0	1	1	0	34	5	0	0	0	15
2015-16	Arizona	NHL	82	11	20	31	0	0	3	8	46	-	-	-	-	-
2016-17	Arizona	NHL	16	5	4	9	0	2	0	-1	15	-	-	-	-	-
2017-18	Arizona	NHL	76	3	12	15	0	0	0	-24	45	-	-	-	-	-
FRANCHISE TOTALS			174	19	36	55	0	2	3	-17	106	-	-	-	-	-
NHL TOTALS			683	81	123	204	2	11	14	-37	362	50	5	5	10	29



Defense

6'0" | 191

Shoots: Right

Born: February 15, 1993

Westmont, Illinois

Age: 25

Career vs. NHL

TEAM	GP	G	A	PTS	PIM
ANA	0	0	0	0	0
ARI	1	0	0	0	0
BOS	1	0	0	0	0
BUF	1	0	0	0	0
CGY	0	0	0	0	0
CAR	2	0	0	0	2
CHI	1	0	0	0	0
COL	2	0	0	0	0
CBJ	0	0	0	0	0
DAL	0	0	0	0	0
DET	0	0	0	0	0
EDM	0	0	0	0	0
FLA	0	0	0	0	0
LAK	0	0	0	0	0
MIN	1	0	0	0	0
MTL	2	0	0	0	0
NSH	0	0	0	0	0
NJD	1	0	0	0	0
NYI	0	0	0	0	0
NYR	1	0	0	0	0
OTT	2	0	0	0	0
PHI	0	0	0	0	0
PIT	0	0	0	0	0
SJS	0	0	0	0	0
STL	0	0	0	0	0
TBL	2	0	0	0	0
TOR	2	0	0	0	0
VAN	0	0	0	0	0
VGK	0	0	0	0	0
WSH	0	0	0	0	0
WPG	0	0	0	0	0
Totals:	19	0	0	0	2

34 ROBBIE RUSSO

Drafted: New York Islanders' 5th choice (4th round, 95th overall) in the 2011 Entry Draft
 Acquired: From Detroit in exchange for a 2019 conditional 7th round draft choice on June 24, 2018

robbierusso5

2017-18 HIGHLIGHTS

Appeared in a career-high 75 games with Grand Rapids (AHL)...Totalled 9-23-32 and 81 PIM...Set AHL career highs in goals, points (tied), PIM and shots (142)...Ranked second among Griffins defensemen in goals, assists and points...Had seven-multi-point games...Tallied one assist in five Calder Cup Playoffs games.

2016-17 HIGHLIGHTS

Skated in 19 games with the Red Wings...Was +2...Made his NHL debut at TOR, Mar. 7...Skated in a season-high 18:51 at CAR, Mar. 27...Registered 7-25-32 in 58 games with Grand Rapids...Scored three PPGs and two GWGs...Tied for first among Griffins defensemen in goals and was second in assists and points...Led team blueliners with 119 shots...Recorded a five-game assist/point streak (0-6-6), Nov. 16-26...Totalled seven assists in 19 Calder Cup Playoffs games...His seven assists were tied for most by a team defenseman during the playoffs...Helped the Griffins capture the 2017 Calder Cup Championship.

2015-16 HIGHLIGHTS

Totalled 5-34-39 in 71 appearances with Grand Rapids...Led the AHL in plus-minus (+40)...Established career highs in assists, points and plus-minus...First among Griffins defensemen in assists and points...Posted 1-2-3 vs. Rockford, Nov. 18...Tallied a seven-game point streak (1-8-9), Dec. 5-19...Had three assists at Charlotte, Mar. 4...Posted 1-3-4 vs. Manitoba, Mar. 11...Skated in nine Calder Cup Playoffs games, totaling 1-4-5.

2014-15 HIGHLIGHTS

Registered 15-26-41 in 40 games as a senior and a team captain at Notre Dame (NCAA)...Was a team-leading +13...Scored five PPGs and two GWGs...Completed his collegiate career with 28-66-94 in 142 career games...Ranked second on the team in goals, assists and points...His 15 goals tied for the national lead among defensemen while his 41 points ranked second nationally among blueliners...Named an AHCA Second Team All-American (East)...Became Notre Dame's fifth All-American defenseman, joining Ian Cole (2009), Benoit Cotnoir (1999), Bill Nyrop (1973) and Jack Brownschidle (1976 and 1977)...Chosen as a First Team All-Hockey East selection...Totalled 13 multi-point games...Tallied a career-high three assists in win at UMass, Dec. 5...Scored the only hat trick by a defenseman in the nation in 6-1 win at UConn, Jan. 18...Named the NCAA's First Star of the Week and the Hockey East Player of the Week after his five-point weekend against UConn...Notched three assists in win at BU, Feb. 21...Also posted three assists in the longest collegiate hockey game in history (5 OT) against UMass...Totalled 3-8-11 to lead the team in postseason scoring...Recorded a career-high 2-2-4 in his final game with the Irish in Game 3 of the Hockey East Quarterfinals...Earned the team's Nyrop Defensive Player of the Year and Monogram Club MVP awards.

INTERNATIONAL CAREER

2010-11: Served as team captain for USA Hockey's Under-18 team...Posted 4-26-30...Helped the national program to gold medals at the Four Nations, the Five Nations and the 2011 IIHF World Under-18 Championships...**2009-10:** Played with the USA Under-17 team...Totalled 7-24-31 with 58 PIM in 52 games...Helped the U.S. to a first-place finish at the World Under-17 Hockey Challenge in Timmins, Ontario.

PERSONAL

Nickname is "Roos"...Nick Lidstrom was his favorite hockey player growing up...Game of Thrones is his favorite TV show...Enjoys baseball and is a fan of the Chicago Cubs...Winning the Calder Cup with Grand Rapids is his most memorable hockey moment...Enjoys golf.

PACK FACT


Registered 7-25-32 in 58 games and won the 2017 Calder Cup Championship with the Grand Rapids Griffins

CAREER HIGHS				
Games 19 (16-17)	Goals -	Assists -	Points -	
CAREER HIGHLIGHTS			FIRSTS	
MOST GOALS/GAME: None	MOST SHOTS/GAME: 3 (3/30/17 at TBL)*	LONGEST POINT STREAK: None	FIRST COYOTES GAME: -	FIRST NHL GAME: 3/7/17 at TOR*
MOST ASSISTS/GAME: None	LONGEST GOAL STREAK: None	CAREER HAT TRICKS: None	FIRST COYOTES GOAL: -	FIRST NHL GOAL: -
MOST POINTS/GAME: None	LONGEST ASSIST STREAK: None	MULTIPLE POINT GAMES: None	FIRST COYOTES ASSIST: -	FIRST NHL ASSIST: -
MOST PIM/GAME: 2 (3/28/17 at CAR)*				

*w/DET

CAREER STATISTICS

SEASON	TEAM	LEAGUE	GP	REGULAR SEASON								PLAYOFFS				
				G	A	PTS	PP	SH	GW	+/-	PIM	GP	G	A	PTS	PIM
2011-12	Notre Dame	NCAA	40	4	11	15	4	0	1	-6	14	-	-	-	-	-
2012-13	Notre Dame	NCAA	41	5	18	23	4	0	2	6	40	-	-	-	-	-
2013-14	Notre Dame	NCAA	21	4	11	15	1	2	0	9	8	-	-	-	-	-
2014-15	Notre Dame	NCAA	40	15	26	41	5	1	2	13	20	-	-	-	-	-
2015-16	Grand Rapids	AHL	71	5	34	39	1	0	2	40	42	9	1	4	5	9
2016-17	Grand Rapids	AHL	58	7	25	32	3	0	2	15	37	19	0	7	7	22
	Detroit	NHL	19	0	0	0	0	0	0	2	2	-	-	-	-	-
2017-18	Grand Rapids	AHL	75	9	23	32	2	0	1	6	81	5	0	1	1	0
NHL Totals			19	0	0	0	0	0	0	2	2	-	-	-	-	-



Center

6'0" | 192

Shoots: Right

Born: June 18, 1990

Hastings, Minnesota

Age: 28

Career vs. NHL

TEAM	GP	G	A	PTS	PIM
ANA	15	3	3	6	4
ARI	11	1	6	7	0
BOS	24	7	13	20	2
BUF	25	7	8	15	6
CGY	13	4	7	11	4
CAR	28	9	18	27	2
CHI	14	1	3	4	0
COL	13	6	4	10	0
CBJ	20	7	12	19	4
DAL	13	6	5	11	4
DET	15	3	3	6	8
EDM	12	0	7	7	2
FLA	25	6	16	22	6
LAK	14	2	6	8	0
MIN	12	2	6	8	4
MTL	24	4	12	16	6
NSH	12	2	4	6	8
NJD	34	13	14	27	10
NYI	34	4	15	19	16
NYR	2	0	1	1	0
OTT	23	7	12	19	10
PHI	35	9	23	32	16
PIT	36	7	11	18	10
SJS	13	3	7	10	6
STL	12	1	8	9	2
TBL	25	8	11	19	2
TOR	24	4	13	17	8
VAN	13	4	7	11	4
VGK	5	1	3	4	0
WSH	30	6	7	13	2
WPG	21	5	9	14	10
Totals:	597	142	274	416	156

21 DEREK STEPAN

Drafted: N.Y. Rangers' 2nd choice (2nd round, 51st overall) in the 2008 Entry Draft
 Acquired: From the N.Y. Rangers with Antti Raanta in exchange for Tony DeAngelo and the 7th overall choice in the 2017 Entry Draft on June 23, 2017

@DerekStepan21

2017-18 HIGHLIGHTS

Collected 14-42-56 in 82 games with ARI...Scored three PPGs, two SHGs and two GWGs...Finished second on the team in points, shots (209) and points/game (0.68)...Led the Coyotes in home points with 7-26-33...Ranked first among team forwards in TOI/G (19:16), TOI (1,579) and shifts/game (25.9)...His 42 assists were a new single-season career high...Is one of five active US-born players to have posted five consecutive 50-point seasons...Became the fifth member of the 2008 draft class to reach 400 career NHL points with an assist vs. OTT, Mar. 3...Per Elias, he is one of 16 players to have currently recorded 40 points or more in eight consecutive seasons...Posted 2-1-3 vs. DAL, Oct. 19...Registered six-game point streak (1-6-7), Nov. 16-25...Became just the third player in franchise history to score 2 short-handed goals in one game vs. COL on Dec. 23...Had four-game assist/point streak (0-4-4), Dec. 28-Jan. 6...Recorded four-game point streak (1-5-6), Feb. 6-12...Earned 400th career NHL point vs. OTT, Mar. 3...Collected four consecutive multi-point games (1-7-8), Mar. 19-24...Finished with 12 multi-point games.

2016-17 HIGHLIGHTS

Registered 17-38-55 in 81 games with NYR...Ranked third on the Rangers in points, second in assists, tied for fifth in goals, third in plus-minus (plus-19)...Led the team in shots (209) and home assists (24)...Recorded a team-leading 18 power-play points and tied for the team lead in power-play assists (14)...Ranked second among NYR forwards in TOI/G (18:36)...Collected 11 multi-point games including four three-point performances...Tallied his 200th NHL assist vs. STL, Nov. 1...Had a three-game point streak (1-4-5), Nov. 1-5...Scored and added two assists vs. MIN, Dec. 23...Scored twice vs. OTT, Dec. 27...Notched 2-1-3 vs. DAL, Jan. 17...Skated in his 500th career NHL game at TBL, Mar. 6...Totaled a career-high 10 shots at CAR, Mar. 9...Posted a four-game point streak (3-1-4), Mar. 22-28...**2017 Playoffs:** Appeared in 12 Stanley Cup Playoffs games with NYR...Recorded 2-4-6...Had a four-game point streak (1-3-4) in the ECF vs. OTT, Apr. 29-May 6.

2015-16 HIGHLIGHTS

Registered 22-31-53 in 72 games with NYR...Established career highs in goals and SHGs (three)...Finished tied for sixth in the NHL in SHGs and was the only Ranger to score a SHG...Led the Rangers in shots (192), takeaways (62) and shorthanded points (three)...Tied for the team lead with five GWGs...Ranked third on the team in points (53), tied for second in even-strength assists (22), tied for third in goals, assists (31), PPGs (five) and even-strength points (36)...Finished fourth on NYR in power-play assists (nine) and power-play points (14)...NYR owned a 28-7-3 record in games he notched a point and a 1-1-3 mark in games which he scored a goal...Collected 13 multi-point games...Began the season with a three-game point streak (2-3-1), Oct. 7-10...Scored the GWG in the season opener at CHI, Oct. 7...Scored a goal and won eight of 12 faceoffs (66.7%) vs. CBJ, Oct. 10...Collected 3-4-7 and was plus-five in nine games from Nov. 6-23...Tallied two assists vs. STL, Nov. 12...Led the Rangers in points (16-25-41) from returning to the lineup on Dec. 18 to the end of the regular season...Scored two goals including a SHG and was plus-two vs. DAL, Jan. 5...Totaled 14-24-38 in the final 39 games of the season...Recorded a four-game assist/point streak (1-4-5), Jan. 16-22...Scored a goal and had an assist vs. VAN, Jan. 19...Skated in his 400th NHL game at OTT, Jan. 24...Posted a three-game point streak (3-2-5), Feb. 10-14...Had 1-1-2 vs. LAK, Feb. 12...Scored twice and tallied his 100th NHL goal vs. PHI, Feb. 14...Tied a career high with seven shots vs. CHI, Feb. 17...Notched 1-1-2 including the GWG at TOR, Feb. 18...Registered a five-game point streak (2-5-7), Mar. 4-13...Collected 1-1-2 including the GWG at WSH, Mar. 4...Recorded a point in eight of the final 10 games of the season (6-9-15)...Totaled 1-2-3 including his 40th point of the season vs. BOS, Mar. 23...Became the second player in Rangers history to record 40+ points in each of his first six NHL seasons...Tallied 1-1-2 at MTL, Mar. 26...Posted a five-game point streak (4-5-9), Mar. 31-Apr. 7...Tallied 1-1-2 including his 300th NHL point and his 20th goal of the season at CBJ, Apr. 4...Scored 20 goals in a season for the second time in his career...Became the first player to record all of his first 300 NHL points with the Rangers since Brian Leetch...Scored twice and added an assist vs. TBL, Apr. 5...Reached the 50-point mark for the third consecutive season and became the first NYR center to record 50+ points in three straight seasons since Wayne Gretzky (1996-97-1998-99)...**2016 Playoffs:** Scored two goals in five Stanley Cup Playoff games...Led NYR in shots (20) and tied for the team lead in playoff goals (two)...Tied a playoff career high with two goals and seven shots in Game 1 of the ECQF at PIT, Apr. 13.

2014-15 HIGHLIGHTS

Skated in 68 games with NYR, totaling 16-39-55 and 22 PIM...Selected as an alternate captain...Ranked third on the team in points, second in assists and plus-minus (+26)...His plus-26 was a career high...Totaled a career-best five shorthanded points and tied a career high in shorthanded assists (three)...Finished as one of two NHL players who ranked tied for fifth or higher on his team in all of these categories: assists, points, GWGs, plus-minus, shots, PPGs, PPAs, PPPs, SHGs, SHAs and SHPs...Tied for the NHL lead in SHAs (shorthanded assists)...Tied for second in shorthanded points and tied for ninth in plus-minus...Ranked 11th in the League in assists (39) from his season debut (Nov. 8) until the end of the season...Registered 50+ points for the second consecutive season...Tied for the team lead in SHAs and SHPs...Recorded 11-32-43 in his first 44 games of the season...Tallied two assists including his 200th NHL point vs. PIT, Nov. 11...Registered a career-high seven-game point streak (1-8-9), Nov. 17-Dec. 1...Skated in his 300th NHL game and had an assist vs. TBL, Nov. 17...Matched his career high with three assists at PHI, Nov. 28...Earned a point in five straight games (4-4-8), Dec. 16-27...Scored his third career NHL hat trick vs. NJD, Dec. 27...Became the first Ranger to record an even strength goal, a power play goal and a shorthanded goal in the same game since Brendan Shanahan vs. NYI, Dec. 3, 2006...Was the first NYR player to score a PPG and a SHG in the same game since 2009 as well as the first Ranger to score all three of his team's goals in a game since 2010...Tied a career high with three assists at FLA, Dec. 31...Recorded three consecutive multi-point games: 0-2-2 at ARI, Feb. 14, 1-2-3 at NYI, Feb. 16 and 1-1-2 vs. VAN, Feb. 19...Tallied 2-1-3 vs. ANA, Mar. 22...Scored the game-tying goal with 27.5 seconds remaining in regulation and scored the GWG in OT vs. CBJ, Apr. 6...Became the first Ranger to score a goal in the final minute of the third period and also record the GWG in OT since the NHL adopted the current OT format in 1983-84...Totaled 16 multi-point games including six three-point contests...Received the John Halligan Good Guy Award for cooperation with the media...**2015 Playoffs:** Collected 5-7-12 in 19 postseason games...Tied a career high with five playoff goals...Ranked third on NYR in points and shots (48)...Tied for third on the team in goals, assists and GWGs (one)...Tallied 1-1-2 vs. PIT in Game 2 of the ECQF, Apr. 18...Notched a playoff career high six-game point streak (3-5-8), May 8-20...Scored the OT GWG in Game 7 vs. WSH, May 13...Skated in his 80th career NHL playoff game in Game 7 vs. TBL, May 29.

2013-14 HIGHLIGHTS

Totaled 17-40-57 in 82 games with the Rangers...Posted a plus-12 rating...Established career highs in assists, points, shots (199), PPGs (five), PPAs (13) and PPPs (18)...Matched his career high for games played and shorthanded assists (three)...one of three Rangers to play in all 82 games...Tied for the team lead in assists...Ranked second on NYR in points and plus-minus...Led the team in shorthanded assists...Finished tied for second on the team in PPAs and PPPs...Tied for third in shorthanded points (three) and tied for fifth in goals...Skated in every regular season game for the fourth consecutive season...Became the first Ranger to skate in every game of each of his first four NHL seasons since Andy Hebenton (1955-56-1958-59)...Also became the third Ranger to play in all of his team's games in the first four seasons of his career, beginning with the season he made his NHL debut...Was the first NYR player to have played in every game in four straight seasons since Brian Leetch (1993-94-1996-97)...NYR owned a 12-2-1 record in games he scored a goal and a 30-9-2 mark in games he tallied a point...Scored his second career hat trick vs. CAR, Nov. 2...Had a three-game point streak (1-2-3), Nov. 6-10...Registered a five-game point streak (3-5-8), Jan. 18-26...Scored a penalty shot goal and added an assist at NJD, Jan. 26...Became the first NHL player to score on a penalty shot in an outdoor game in NHL history...Totaled 7-15-22 in 23 games following the Olympic break...Recorded a career-long six-game assist streak (1-8-9), Feb. 27-Mar. 9...Scored a goal in three consecutive games (3-1-4), Mar. 18-22...Matched a career high with three assists at EDM, Mar. 30...Tallied his 40th assist of the season vs. BUF, Apr. 10...Reached the 40-assist mark for the first time in his NHL career...**2014 Playoffs:** Totaled 5-10-15 in 24 Stanley Cup Playoffs games...Helped NYR reach the Stanley Cup Final vs. LAK...Set playoff career highs in games, goals, assists, points, PPGs (two), PPAs (four), PPPs (six) and shots (50)...Ranked eighth in the NHL in PPPs...Ranked second on NYR in playoff assists, tied for second in points, PPGs, PPAs and PPPs...Posted 2-2-4 in seven games vs. PHI in the opening round...Registered back-to-back multi-point games in the ECF at MTL, 1-1-2 on May 17 and 0-2-2 on May 19...Scored two goals at MTL, May 27.

PACK FACT

Became the fifth member of the 2008 draft class to reach 400 career points in 2017-18

2012-13 HIGHLIGHTS

Registered 18-26-44 in 48 games with NYR...Led the Rangers in points, assists, plus-minus (+25), GWGs (six) and PPPs (10)...Ranked second on the team in goals and PPGs (four)...Was second among NYR forwards in TOI/G (20:55)...Established career highs in GWGs and SHAs (three)...Tied for first in the League in shorthanded points (four)...Tied for second in the NHL in GWGs and shorthanded assists...Ranked fifth in the League in plus-minus...Was one of four Rangers to skate in all 48 games...Surpassed 40 points for the third straight season...Recognized as the NHL's Third Star of the Month for April after posting 8-11-19 and a plus-14 rating in 14 contests...Collected 15-20-35 over the final 30 games of the season...NYR had a 13-3-1 record in games when he scored a goal and were 22-6-3 when he notched a point...Recorded his 100th NHL point (assist) vs. TOR, Jan. 26...Scored his first career NHL SHG at BUF, Mar. 12...Registered a career-high 1-3-4 at PHI, Mar. 26...Scored twice and was a career-best plus-four vs. WPG, Apr. 1...Skated in his 200th NHL game and earned an assist vs. PIT, Apr. 3...**2013 Playoffs:** Collected 4-1-5 in 12 postseason games...Was a playoff career-best plus-four...Scored two GWGs in the playoffs...Led the team in goals and GWGs...Scored the GWG in Game 3 of the ECQF vs. WSH, May 6 and Game 4 vs. WSH, May 8.

2011-12 HIGHLIGHTS

Collected 17-34-51 in 82 games as a Ranger...Ranked third on NYR in assists and PPA's (12), fourth in points,

goals and PPPs (16) and also tied for fourth on the team in PPGs (four)...Tallied 13 multi-point games...Skated in his 100th NHL game and scored a goal at FLA, Nov. 23...Posted three straight multi-point games, Nov. 5-9 (0-2-2 vs. MTL, 1-1-2 vs. WPG & 1-2-3 at OTT)...Registered a four-game point streak (1-4-5), Dec. 1-8...Scored twice and added an assist vs. FLA, Dec. 11...Tallied three assists at NJD, Dec. 20...**2012 Playoffs:** Recorded 1-8-9 in 20 postseason games...Tied for third on the team in playoff assists...Notched a four-game assist/point streak (1-5-6) from Game 6 at OTT, Apr. 23 to Game 2 of the ECQF vs. WSH, Apr. 30.

2010-11 HIGHLIGHTS

Skated in all 82 games as a rookie with NYR...Totaled 21-24-45...Ranked fifth among NHL rookies in points, tied for fifth in goals, fourth in road points (25), tied for fourth in road goals (14) and tied for seventh in assists...Finished fourth on the Rangers in points, tied for fourth in goals and PPA's (seven), tied for fifth in PPPs (10) and plus-minus (+8)...Was one of four Rangers to skate in all 82 games...Awarded the Lars-Erik Sjoberg Award as the top rookie in Rangers training camp...Scored his first NHL hat trick in his NHL debut at BUF, Oct. 9...Tied the franchise record for goals in a season opener and became the fourth player in NHL history and the first Ranger to record a hat trick in his NHL debut...Recorded a six-game point streak (3-4-7), Nov. 17-26...Collected a five-game point streak (4-2-6), Dec. 16-29...Scored his 20th goal of the season at BOS, Mar. 26...He became the

first NYR rookie to score 20 goals since 2005-06 (Petr Prucha)...**2011 Playoffs:** Skated in five Stanley Cup Playoffs contests...Made his NHL postseason debut in Game 1 of the ECQF at WSH, Apr. 13.

INTERNATIONAL

2014: Played for Team USA at the 2014 Winter Olympics in Sochi, Russia...**2011:** Registered 2-5-7 in seven games at the World Championship in Slovakia...Led Team USA in scoring and tied for 13th among tournament players...Named by the tournament's coaches as Team USA's best player...**2010:** Served as captain for the gold medal-winning USA team at the 2010 World Junior Championship...Led the tournament in assists (10) and points (14) in seven games...Selected to the tournament All-Star team.

PERSONAL

Nickname is 'Step'. He and his wife, Stephanie, have a son, Max and daughter Weslie...His father, Brad Stepan, was drafted by the Rangers in the fifth round of the 1985 NHL Entry Draft...Derek and Brad were the first father-son duo to both be drafted by NYR...Attended Shattuck-St. Mary's Prep School...His first job was working at his father's sporting goods store...Threw out the ceremonial first pitch prior to the D-backs game on Sept. 9, 2017.

CAREER HIGHS

Games 82 (10-11, 11-12, 13-14, 17-18)

Goals 22 (15-16)

Assists 42 (17-18)

Points 57 (13-14)

CAREER HIGHLIGHTS

MOST GOALS/GAME:

3 – 3 times (last 12/27/14 vs. NJD)^

MOST ASSISTS/GAME:

3 – 5 times (last 12/31/14 at FLA)^

MOST POINTS/GAME:

4 (3/26/13 at PHI)^

MOST PIM/GAME:

4 – 4 times (last 1/16/16 at PHI)^

MOST SHOTS/GAME:

10 – 3/9/17 at CAR^

LONGEST GOAL STREAK:

4 games (12/16/10 – 12/27/10)^

LONGEST ASSIST STREAK:

6 games (2/27/14 – 3/9/14)^

LONGEST POINT STREAK:

7 games (11/17/14 – 12/1/14)^

CAREER HAT TRICKS:

3 – last 12/27/14 vs. NJD^

MULTIPLE POINT GAMES:

97 – last 3/31/18 vs. STL*

FIRSTS

FIRST COYOTES GAME:

10/5/17 at ANA*

FIRST COYOTES GOAL:

10/19/17 vs. DAL*

FIRST COYOTES ASSIST:

10/10/17 at VGK*

FIRST NHL GAME:

10/9/10 at BUF^

FIRST NHL GOAL:

10/9/10 at BUF^

FIRST NHL ASSIST:

10/18/10 vs. COL^

^w/NYR, */w/ARI

CAREER STATISTICS

SEASON	TEAM	LEAGUE	GP	REGULAR SEASON							PLAYOFFS					
				G	A	PTS	PP	SH	GW	+/-	PIM	GP	G	A	PTS	PIM
2008-09	Wisconsin	NCAA	40	9	24	33	3	3	-	-	6	-	-	-	-	-
2009-10	Wisconsin	NCAA	41	12	42	54	-	-	3	-	8	-	-	-	-	
2010-11	NY Rangers	NHL	82	21	24	45	3	0	3	8	20	5	0	0	0	2
2011-12	NY Rangers	NHL	82	17	34	51	4	0	4	14	22	20	1	8	9	4
2012-13	NY Rangers	NHL	48	18	26	44	4	1	6	25	12	12	4	1	5	2
2013-14	NY Rangers	NHL	82	17	40	57	5	0	2	12	18	24	5	10	15	2
2014-15	NY Rangers	NHL	68	16	39	55	3	2	3	26	22	19	5	7	12	10
2015-16	NY Rangers	NHL	72	22	31	53	5	3	5	5	20	5	2	0	2	0
2016-17	NY Rangers	NHL	81	17	38	55	4	1	2	19	16	12	2	4	6	4
2017-18	Arizona	NHL	82	14	42	56	3	2	2	-7	26	-	-	-	-	-
FRANCHISE TOTALS			82	14	42	56	3	2	2	-7	26	-	-	-	-	-
NHL TOTALS			597	142	274	416	31	9	27	102	156	97	19	30	49	24



Center

6'3" | 199

Shoots: Left

Born: March 7, 1997

Mississauga, Ontario

Age: 21

Career vs. NHL

TEAM	GP	G	A	PTS	PIM
ANA	3	0	0	0	0
ARI	0	0	0	0	0
BOS	1	0	0	0	0
BUF	1	1	0	1	2
CGY	2	1	0	1	0
CAR	1	0	1	1	0
CHI	1	0	0	0	2
COL	0	0	0	0	0
CBJ	1	0	0	0	0
DAL	0	0	0	0	0
DET	0	0	0	0	0
EDM	1	0	0	0	0
FLA	1	0	0	0	2
LAK	1	0	0	0	0
MIN	0	0	0	0	0
MTL	1	0	0	0	0
NSH	1	0	0	0	0
NJD	1	1	0	1	0
NYI	1	0	0	0	0
NYR	0	0	0	0	0
OTT	1	0	1	1	0
PHI	0	0	0	0	0
PIT	1	0	0	0	0
SJS	1	0	0	0	0
STL	1	0	3	3	0
TBL	2	0	1	1	0
TOR	0	0	0	0	0
VAN	2	1	0	1	0
VGK	3	0	0	0	2
WSH	0	0	0	0	0
WPG	0	0	0	0	0
Totals:	28	4	6	10	8

20 DYLAN STROME

Drafted: Arizona's 1st choice (1st round, 3rd overall) in the 2015 Entry Draft

@stromer19

dylstrome19

2017-18 HIGHLIGHTS

Totaled 4-5-9 and was +4 in 21 games with Arizona...Collected 3-5-8 in his last 10 games with the Coyotes which was the fifth-highest total among NHL rookies from Mar. 21 - Apr. 7...Scored first career NHL goal vs. NJD, Dec. 2...Registered career-high three assists vs. STL, Mar. 31...Posted three-game point streak (2-3-5), Mar. 31 - Apr. 5...Led Tucson in scoring with 22-31-53 in 50 games...Ranked first on Roadrunners in assists and points/game (1.06) as well as second in goals and PPGs...Named to the AHL All-Rookie Team...Finished tied for fourth among AHL rookies in points and assists...Selected as the CCM/AHL Rookie of the Month for November after totaling seven goals and nine assists for 16 points in nine games...Named the CCM/AHL Player of the Week for the period ending Nov. 26, 2017...Chosen as the CCM/AHL Player of the Week for the period ending Oct. 29...Tallied 13 multi-point games...Recorded two assists at BAK, Oct. 14...Scored and had two assists at GR, Oct. 25...Registered three assists vs. IA, Oct. 28...Totaled 2-2-4 vs. BAK, Nov. 10...Posted an eight-game point streak (8-9-17), Nov. 10 - Dec. 22...Collected 2-2-4 vs. BAK, Nov. 10 and vs. SD, Nov. 22...Had 1-1-2 vs. STK, Nov. 24 and Nov. 25...Scored twice and had an assist at BAK, Dec. 29...Notched 2-1-3 at SD, Jan. 13...Totaled 1-3-4 vs. BAK, Feb. 17...Added 3-5-8 in nine Calder Cup Playoff contests.

2016-17 HIGHLIGHTS

Skated in seven games with the Coyotes...Made his NHL debut and registered his first career point (assist) at OTT, Oct. 18...Assigned to Erie (OHL) on Nov. 20...Collected 22-53-75 in 35 games with the Otters...Scored six PPGs and four GWGs...Finished fourth on the team in points and assists...Posted 1-1-2 in his season debut vs. Sudbury, Nov. 24...Tallied three assists vs. North Bay, Nov. 26...Collected 1-4-5 vs. Mississauga, Nov. 29...Had four points (1-3-4) at Owen Sound, Dec. 4...Registered a 13-game point streak (10-23-33), Dec. 4 - Feb. 11...Notched 1-3-4 vs. Guelph, Jan. 28 and at Kingston, Feb. 5...Scored two goals and added an assist vs. London, Feb. 15...Recorded a 10-game point streak (8-16-24), Feb. 15 - Mar. 9...Collected 1-4-5 at Barrie, Feb. 25...Totaled 25 multi-point games in the regular season, including two five-point games and three four-point contests...Finished his OHL career with 114-240-354 in 219 regular season games...Selected as a First Team All-Star on the 2016-17 OHL All-Star Team...Added 14-20-34 in 22 postseason contests...Ranked second in OHL postseason points, goals and assists...Named the Pioneer Energy OHL Player of the Week for the final playoff week ending May 14 after scoring twice and earning five assists (2-5-7) in three games with a plus-minus rating of plus-three...Was also named CHL Player of the Week for the final playoff week ending May 14...Totaled 11 multi-point games during the postseason...Tallied 1-3-4 at Sarnia, Mar. 27...Scored a hat trick vs. Sarnia, Mar. 29...Helped the Otters capture the J. Ross Robertson Cup title as OHL Champions...Named Mastercard Memorial Cup MVP after leading all tournament players with seven goals and 11 points (7-4-11) in five games...Scored four goals and added three assists against Saint John, May 22 to break the record for points in a Memorial Cup game (six).

2015-16 HIGHLIGHTS

Played in 56 games and served as Captain of the Erie Otters...Totaled 37-74-111 and 44 PIM...Led the Otters and finished fourth in the OHL in scoring...Led Erie and was fourth in the League in assists...Named as an OHL Third team All-Star...Ranked fifth on the Otters with a plus-23 rating...Scored nine PPGs and eight GWGs...Had 32 multi-point games...Tallied five assists vs. Niagara, Oct. 9...Collected 2-3-5 vs. Sault Ste. Marie, Nov. 28...Named the Pioneer Energy OHL Player of the Week for the week ending Nov. 8 after leading the league

with eight points (2-6-8) in two games...Selected as the CHL Player of the Week for the week ending Nov. 15 after scoring three goals and seven assists (3-7-10) in four games...Had 3-3-6 at Sudbury, Jan. 10...Totaled a team-leading 10-11-21 in 13 postseason games...Led Erie in postseason points, goals, assists (tied), PPGs (3), SHGs (1, tied) and shots (55).

2014-15 HIGHLIGHTS

Signed a three-year entry-level contract with the Coyotes on July 6, 2015...Recorded 45-84-129 in 68 games with Erie...Led the league in points, assists and finished third in goals...Captured the Eddie Powers Memorial Trophy as the league's top scorer in the final game on Mar. 22 with a career-high 4-2-6 against Niagara...The six-point effort matched an Otters' single-game record while his 129 points established a new franchise record for points in a season...Awarded the William Hanley Trophy as the OHL's Most Sportsmanlike Player...His 32 PIM were the sixth lowest among the top-20 scorers...Was co-winner of the CHL's Sherwin-Williams Top Scorer Award...His 36 power-play assists ranked third in the OHL...Scored eight GWGs, which tied as the second-most in the league...Finished sixth in the OHL with a plus-47 rating...Totaled 40 multi-point games including six consecutive multi-point games to open the season...Named the Pioneer Energy OHL Player of the Week for the final week of the regular season after totaling 6-6-12 in three games...Had a 16-game point streak (12-20-32) from Dec. 19 - Feb. 1...Notched a 10-game point streak (8-12-20) from Nov. 7-28...Named OHL Player of the Week after leading the league with 1-9-10 in three straight road wins to start the season...Added 10-12-22 in 20 postseason contests to help the Otters reach the OHL final.

2013-14 HIGHLIGHTS

Totaled 10-29-39 and 11 PIM in 60 games with Erie...Made his OHL debut at Guelph, Sept. 20...Recorded his first OHL point (assist) at Plymouth, Sept. 21...Scored his first OHL goal at Sarnia, Sept. 27...Ranked sixth among OHL rookies in points...Posted 3-6-9 and was plus-2 in 14 postseason games with the Otters...Had a four-game playoff point streak (0-5-5) from Mar. 21-26.

INTERNATIONAL

2017: Served as Canada's Captain during the 2017 IIHF World Junior Championship...Registered 3-7-10 in seven games to help Canada win the silver medal...**2016:** Collected 4-2-6 and two PPGs in five games with Canada at the 2016 World Junior Championship in Finland...**2014:** Registered 5-1-6 in five games as a member of Canada's gold-medal squad at the 2014 Ivan Hlinka Memorial...Led Team Ontario and tied for fourth overall with 11 points (6-5-11) at the 2014 World Under-17 Hockey Challenge.

PERSONAL

Nickname is "Stromer"...Playing for Canada at the World Junior Championship has been his most memorable hockey moment...Enjoys golf, X-box and Netflix...Favorite artist is Luke Bryan...Mats Sundin was his favorite player growing up...His brother Ryan is a member of the Edmonton Oilers...His younger brother, Matthew, was drafted by the Philadelphia Flyers in 2017.


PACK FACT

Collected 3-5-8 in the final 10 games with the Coyotes last season

CAREER HIGHS									
Games 21 (17-18)		Goals 4 (17-18)		Assists 5 (17-18)		Points 9 (17-18)			
CAREER HIGHLIGHTS				FIRSTS					
MOST GOALS/GAME: 1 – 4 times (last 4/5/18 at VAN)		MOST SHOTS/GAME: 4 – 2 times (last 3/24/18 at FLA)		LONGEST POINT STREAK: 3 games – 3/31/18 – 4/5/18		FIRST COYOTES GAME: 10/18/16 at OTT		FIRST NHL GAME: 10/18/16 at OTT	
MOST ASSISTS/GAME: 3 – 3/31/18 vs. STL		LONGEST GOAL STREAK: 2 games – 4/3/18 – 4/5/18		CAREER HAT TRICKS: None		FIRST COYOTES GOAL: 12/2/17 vs. NJD		FIRST NHL GOAL: 12/2/17 vs. NJD	
MOST POINTS/GAME: 3 – 3/31/18 vs. STL		LONGEST ASSIST STREAK: None		MULTIPLE POINT GAMES: 1 - 3/31/18 vs. STL		FIRST COYOTES ASSIST: 10/18/16 at OTT		FIRST NHL ASSIST: 10/18/16 at OTT	
MOST PIM/GAME: 2 – 4 times (last 3/28/18 at VGK)									

CAREER STATISTICS

SEASON	TEAM	LEAGUE	GP	REGULAR SEASON								PLAYOFFS				
				G	A	PTS	PP	SH	GW	+/-	PIM	GP	G	A	PTS	PIM
2013-14	Erie	OHL	60	10	29	39	2	0	4	17	11	14	3	6	9	0
2014-15	Erie	OHL	68	45	84	129	14	0	8	47	32	20	10	12	22	12
2015-16	Erie	OHL	56	37	74	111	9	1	8	23	44	13	10	11	21	12
2016-17	Arizona	NHL	7	0	1	1	0	0	0	-5	0	-	-	-	-	-
	Erie	OHL	35	22	53	75	6	0	4	36	18	22	14	20	34	14
2017-18	Tucson	AHL	50	22	31	53	9	0	3	8	28	9	3	5	8	2
	Arizona	NHL	21	4	5	9	1	0	0	4	8	-	-	-	-	-
FRANCHISE & NHL TOTALS			28	4	6	10	1	0	0	-1	8	-	-	-	-	-




MICHAEL BUNTING

LW

Height: 5'11" Weight: 193 Shoots: Left
 Born: Sept. 17, 1995, Scarborough, Ontario
 Drafted: Arizona's 5th choice (4th round, 117th overall) in the 2014 Entry Draft

SEASON	TEAM	LEAGUE	REGULAR SEASON					PLAYOFFS				
			GP	G	A	PTS	PIM	GP	G	A	PTS	PIM
2013-14	Sault Ste. Marie Greyhounds	OHL	48	15	27	42	34	9	5	1	6	4
2014-15	Sault Ste. Marie Greyhounds	OHL	57	37	37	74	39	14	9	5	14	10
2015-16	Springfield	AHL	63	11	14	25	41	-	-	-	-	-
	Rapid City	ECHL	7	2	0	2	4	-	-	-	-	-
2016-17	Tucson	AHL	67	13	15	28	52	-	-	-	-	-
2017-18	Tucson	AHL	67	23	20	43	45	9	3	1	4	27

CAREER NOTES: 2017-18: Recorded a career-high 23-20-47 and 45 PIM in 67 games with Tucson (AHL)...Finished tied for the team lead in goals and was third in points... Scored four PPGs...Tallied 11 multi-point games... Produced four multi-goal games...Went on a season-long seven-game point streak (3-6-9) from Dec. 3-16...Had a five-game point streak (2-5-7) from Jan. 13-20...Collected 3-1-4 and 27 PIM in nine playoff games...**2016-17:** Registered 13-15-28 with 52 PIM in 67 games with Tucson (AHL)... Recorded a season-high five-game point and goal streak from Oct. 30- Nov. 11 (5-1-6)...Scored goals in consecutive games on Jan. 13-14 vs. Texas...Finished the season on a four-game point streak from Apr. 9- 15 (1-5-6)...Recorded three multi-point games...**2015-16:** Skated in 63 games with Springfield (AHL) and finished fourth on the team among forwards in scoring with 11-14-25...Had a three-game assist streak from March 25-29 (0-3-3)...Registered a three-game point streak from March 13-19 (1-3-4)...Totaled a point in 8 of 12 games during the month of March (3-6-9)...Had three multi-point games...Scored his first AHL goal on Dec. 6 at Providence...Tallied first AHL point with assist on game-winning goal on Nov. 27 at Hartford. **2014-15:** Played in 57 games with Sault Ste. Marie (OHL), registering 37-37-74 and a plus-44 rating...Set OHL career bests in games, goals, assists and points...Led the Greyhounds in goals and ranked fourth on the team in points...Ranked 13th in the OHL in goals and seventh in plus-minus...Scored 12 PPGs...Collected 21 multi-point games...Posted 2-1-3 vs. Saginaw on Oct. 1...Recorded an 11-game point streak (5-10-15) from Oct. 18 - Nov. 15...Had 1-3-4 vs. Saginaw on Jan. 14...Notched 3-1-4 vs. North Bay on Feb. 20...Registered 1-3-4 vs. Kitchener on Feb. 21...Recorded a seven-game point streak (8-9-17) from Feb. 11-21...Totaled 9-5-14 in 14 playoff games...Notched a five-game point streak (6-2-8) to start the postseason from Mar. 27 - Apr. 8...Tallied 2-1-3 vs. Saginaw on Mar. 28...Finished second on the team in playoff goals and tied with the third-most playoff points...**2013-14:** Skated in 48 games with Sault Ste. Marie...Collected 15-27-42 and a plus-10 rating...Scored his first career OHL goal against Sudbury on Sept. 21...Notched a five-game point streak (5-5-10) from Oct. 19-26...Registered 1-2-3 at Peterborough on Oct. 19...Scored his first OHL hat trick (3-1-4) vs. Sarnia on Oct. 23...Had 2-1-3 at Guelph on Dec. 19...Added 5-1-6 in nine playoff contests...Led the team in playoff goals...Scored two goals vs. Owen Sound on Mar. 22...Scored a hat trick (3-0-3) vs. Owen Sound on Mar. 28.




BRAYDEN BURKE

LW

Height: 5'10" Weight: 165 Shoots: Left
 Born: January 1, 1997, Edmonton, Alberta
 Drafted: Not drafted
 Acquired: Signed as a free agent on March 1, 2018

SEASON	TEAM	LEAGUE	REGULAR SEASON					PLAYOFFS				
			GP	G	A	PTS	PIM	GP	G	A	PTS	PIM
2013-14	Red Deer	WHL	2	0	0	0	2	-	-	-	-	-
2014-15	Red Deer	WHL	1	0	0	0	0	-	-	-	-	-
	Lethbridge	WHL	41	8	26	34	14	-	-	-	-	-
2015-16	Lethbridge	WHL	72	27	82	109	44	5	2	2	4	0
2016-17	Lethbridge	WHL	15	4	19	23	10	-	-	-	-	-
	Moose Jaw	WHL	46	14	44	59	26	7	2	3	5	6
2017-18	Moose Jaw	WHL	61	31	82	113	45	14	9	12	21	16
	Tucson	AHL	-	-	-	-	-	2	0	0	0	0

CAREER NOTES: 2017-18: Skated in two playoff games with Tucson (AHL)...Registered 31-82-113 and 45 PIM in 61 games with Moose Jaw (WHL)...Named to the WHL East Second All-Star Team...Finished fourth in the League in points...Was second on Moose Jaw in scoring...Led the team in assists...Recorded 14-14-28 on the power-play...Scored 10 GWGs...Tallied 35 multi-point games...Had a nine-game point streak (8-19-27) from Dec. 10-Jan. 3...Produced another nine-game point streak (3-14-17) from Jan. 6-27...Registered 9-12-21 and 16 PIM in 14 playoff games...Had three multi-goal playoff games...Tallied six multi-point games...**2016-17:** Skated in 15 games with Lethbridge (WHL), collecting 4-19-23 and 10 PIM...Tallied a point in 14 of 15 games with the team...Recorded 14-44-59 and 26 PIM in 46 games with Moose Jaw... Had a career-best 12 game point streak (2-17-19) from Nov. 18-Dec. 17...Had a hat trick at Prince Albert (3-1-4) on Jan. 3...Collected 2-3-5 and six PIM in seven playoff games...**2015-16:** Registered 27-82-109 and 44 PIM in 72 games with Lethbridge...Led the WHL with 82 assists...Finished third in the League in points...Tallied 3-37-40 on the power-play...Collected 36 multi-point games...Began the season on an eight-game point streak (3-15-18)...Picked up a season-high 1-4-5 vs. Regina on Feb. 24...Tallied 2-2-4 in five playoff games...**2014-15:** Skated in one game with Red Deer (WHL)...Registered 8-26-34 and 14 PIM in 41 games with Lethbridge...Tallied seven multi-point games...Scored his first WHL goal and had 2-1-3 vs. Calgary on Jan. 10...**2013-14:** Played in two games with Red Deer.




KYLE CAPOBIANCO

D

Height: 6'2" Weight: 194 Shoots: Left
 Born: August 13, 1997, Mississauga, Ontario
 Drafted: Arizona's 4th choice (3rd round, 63rd overall) in the 2015 Entry Draft

SEASON	TEAM	LEAGUE	GP	REGULAR SEASON				PLAYOFFS				
				G	A	PTS	PIM	GP	G	A	PTS	PIM
2013-14	Sudbury	OHL	53	0	11	11	18	5	0	0	0	0
2014-15	Sudbury	OHL	68	10	30	40	54	-	-	-	-	-
2015-16	Sudbury	OHL	68	7	36	43	58	-	-	-	-	-
2016-17	Sudbury	OHL	65	10	37	47	66	6	0	3	3	10
	Tucson	AHL	4	0	0	0	0	-	-	-	-	-
2017-18	Tucson	AHL	49	2	28	30	36	9	0	0	0	2
	Arizona	NHL	1	0	0	0	0	-	-	-	-	-

CAREER NOTES: 2017-18: Registered 2-28-30 and 36 PIM in 49 games with Tucson (AHL)...Led all Tucson defensemen in points and assists...Collected four multi-point games...Scored his first professional goal at Grand Rapids on Oct. 25...Picked up six assists in four games from Nov. 11-22...Had a season-best five-game point streak from Nov. 18-Dec. 3 (1-6-7)...Made his NHL debut with the Coyotes at BOS on Dec. 7... **2016-17:** Recorded a career-high 10-37-47 with 66 PIM in 65 games with Sudbury (OHL)...Led the team with 37 assists...Finished fifth on the team and led all defensemen in scoring...Collected a season-high three assists vs. Peterborough on Jan. 27... Had a season-best five-game point streak from Feb. 15-24 (1-7-8)...Collected 10 multi-point games...Picked up three assists in six playoff games with Sudbury...Skated in four games with Tucson (AHL)... **2015-16:** Skated in 68 games with Sudbury (OHL), recording 7-36-43 with 58 PIM...Was third on the team and led all blueliners in scoring... His 17 power-play assists led the team...Recorded a season-best four-game point streak from Oct. 24-30 (1-6-7)...Collected a season-high three assists at Peterborough on Feb. 27...Registered 13 multi-point games... **2014-15:** Registered 10-30-40 with 54 PIM in 68 games with Sudbury (OHL)...Finished tied for second on the team and led all defensemen in scoring...Collected 18 power-play assists to lead the team...Tied for the team lead with 30 assists...Had five-game point streaks from Nov. 2-15 (2-4-6) and Dec. 12-30 (1-5-6)...Recorded nine multi-point games... **2013-14:** Registered 11 assists in 53 games with Sudbury...Picked up two assists at Erie on Nov. 23 and at Niagara Feb. 8...Skated in five playoff games.




LAURENT DAUPHIN

C

Height: 6'1" Weight: 180 Shoots: Left
 Born: March 27, 1995, Repentigny, Quebec
 Drafted: Phoenix's 2nd choice (2nd round, 39th overall) in the 2013 Entry Draft

SEASON	TEAM	LEAGUE	GP	REGULAR SEASON				PLAYOFFS				
				G	A	PTS	PIM	GP	G	A	PTS	PIM
2012-13	Chicoutimi	QMJHL	62	25	32	57	50	6	2	2	4	8
2013-14	Chicoutimi	QMJHL	52	24	30	54	56	-	-	-	-	-
2014-15	Chicoutimi	QMJHL	56	31	44	75	74	5	5	3	8	12
	Portland	AHL	4	1	0	1	2	5	0	2	2	0
2015-16	Arizona	NHL	8	1	0	1	4	-	-	-	-	-
	Springfield	AHL	66	11	13	24	72	-	-	-	-	-
2016-17	Arizona	NHL	24	2	1	3	12	-	-	-	-	-
	Tucson	AHL	38	17	11	28	44	-	-	-	-	-
2017-18	Rockford	AHL	33	4	10	14	23	-	-	-	-	-
	Tucson	AHL	17	5	10	15	43	-	-	-	-	-
	Arizona	NHL	2	0	0	0	2	-	-	-	-	-

CAREER NOTES: 2017-18: Skated in two games with Arizona (NHL)...Registered 5-10-15 and 43 PIM in 17 games with Tucson (AHL)...Had six multi-point games...Picked up a season-high 2-1-3 at Texas on Feb. 9...Recorded 4-10-14 and 23 PIM in 33 games with Rockford (AHL)...Scored two goals vs. Milwaukee on Oct. 15... **2016-17:** Registered 2-1-3 and 12 PIM in 24 games with Arizona...Scored a goal at MTL on Oct. 20...Had a goal vs. NSH on Dec. 10...Recorded 17-11-28 and 44 PIM in 38 games with Tucson (AHL)...Finished third on the team in goals...Scored five PPGS...Tallied six multi-point games...Picked up three assists at San Antonio on Dec. 16...2015-16: Skated in eight games with the Coyotes and scored a goal...Made his NHL debut on Dec. 29 vs. CHL...Scored his first NHL goal on Jan. 4 at VAN...Registered 11-13-24 in 66 games with Springfield (AHL)...Tied team season record with four-game goal streak Mar. 12- 19...Had a season-high six-game point streak Mar. 5-19 (4-4-8)...Scored first AHL goal Oct. 28 vs. Bridgeport...Had three multi-point games... **2014-15:** Skated in 56 games with Chicoutimi (QMJHL), recording 31-44-75...Led the Saguenéens in points, assists and goals...Established new QMJHL career highs in goals, assists, points and penalty minutes (74)...Registered 23 multi-point games...Tallied 1-3-4 at Halifax on Sept. 26...Had a six-game point streak (4-8-12) from Dec. 4 to Jan. 9...Totaled 9-9-18 in 12 February games...Recorded a point in 17 of 18 February contests and notched a seven-game point streak (5-6-11) from Feb. 13-28... Added a team-leading 5-3-8 in five postseason games...Recorded a hat trick (3-0-3) vs. Moncton on Apr. 2...Made his professional debut with Portland (AHL) on Apr. 11 vs. Wilkes-Barre/Scranton...Scored his first professional goal vs. Providence on Apr. 18...Had 0-2-2 in five postseason games with the Pirates...Skated in his first career AHL playoff contest and earned an assist at Manchester on Apr. 23... **2013-14:** Recorded 24-30-54 in 52 games with Chicoutimi...Led the Saguenéens in points and assists and finished second in goals...Started the season with a six-game point streak (4-4-8) from Sept. 15 - Oct. 1...Recorded a seven-game point streak (5-4-9) from Nov. 9 - Dec. 14...Registered a nine-game point streak (5-9-14) from Jan. 26 - Feb. 15... **2012-13:** Appeared in a QMJHL career high 62 games with the Saguenéens...Totaled 25-32-57 and a career-best nine game-winning goals and 10 power-play goals...Finished fourth on the team in scoring...Posted a five-game point streak (5-3-8) from Oct. 14-25...Notched a five-game point streak (5-3-8) from Nov. 3-16...Tallied a five-game point streak (4-2-6) from Jan. 4-11...Added 2-2-4 in six postseason contests...Posted 1-1-2 at Quebec on Mar. 22...Had a three-game postseason point streak (2-2-4) from Mar. 22-26.




CAM DINEEN

D

Height: 5'11" Weight: 187 Shoots: Left
 Born: June 19, 1998, Toms River, New Jersey
 Drafted: Arizona's 3rd choice (3rd round, 68th overall) in the 2016 Entry Draft

SEASON	TEAM	LEAGUE	REGULAR SEASON					PLAYOFFS				
			GP	G	A	PTS	PIM	GP	G	A	PTS	PIM
2014-15	New Jersey	EHL	39	11	30	41	8	2	0	0	0	0
	Tri-City	USHL	3	0	0	0	0	-	-	-	-	-
2015-16	North Bay	OHL	68	13	46	59	18	11	0	8	8	0
2016-17	North Bay	OHL	29	6	8	14	8	-	-	-	-	-
2017-18	North Bay	OHL	39	11	25	36	10	-	-	-	-	-
	Sarnia	OHL	26	9	19	28	0	12	1	3	4	0

CAREER NOTES: 2017-18: Recorded 11-15-26 and 10 PIM in 39 games with North Bay (OHL)...Had a season-high 2-2-4 vs. Sudbury on Sept. 24...Recorded a point in 26 of 39 games with North Bay... Collected 9-19-28 in 26 games with Sarnia (OHL)...Added a goal and three assists in 12 playoffs games with Sarnia...Finished fourth in the OHL in points among defensemen...Set career highs in goals, assists and points in a season...**2016-17:** Registered 6-8-14 and eight PIM in 29 games North Bay...Scored two goals vs. Hamilton on Oct. 13...Recorded a season-high four-game point streak from Oct. 20-27 (2-3-5)...Collected three multi-point games...Signed a three-year entry-level contract with Arizona on May 1...**2015-16:** Finished third on the team and second among all OHL defensemen with 13-46-59 in 68 games...Named to the OHL First All-Rookie Team...Finished second in OHL rookie of the year voting...Had a season-high seven-game point streak from Dec. 5-19 (1-9-10)...Had a career-high four point night vs. Mississauga on Dec. 31...Collected 13 multi-point games...Tallied eight assists in 11 playoff games...**2014-15:** Recorded 11-30-41 in 39 games for New Jersey (EHL)...Led EHL blueliners in points...Named to the First Team All-Star...Won the EHL Rookie of the Year...Skated in three games with Tri City (USHL).




HUDSON FASCHING

RW

Height: 6'3" Weight: 208 Shoots: Right
 Born: July 28, 1995, Milwaukee, Wisconsin
 Drafted: Los Angeles' 5th choice (4th round, 118th overall) in the 2013 Entry Draft
 Acquired: Signed as a free agent on July 14, 2018

SEASON	TEAM	LEAGUE	REGULAR SEASON					PLAYOFFS				
			GP	G	A	PTS	PIM	GP	G	A	PTS	PIM
2013-14	Minnesota	NCAA	40	14	16	30	22	-	-	-	-	-
2014-15	Minnesota	NCAA	38	12	14	26	24	-	-	-	-	-
2015-16	Minnesota	NCAA	37	20	18	38	16	-	-	-	-	-
	Buffalo	NHL	7	1	1	2	4	-	-	-	-	-
2016-17	Buffalo	NHL	10	0	1	1	2	-	-	-	-	-
	Rochester	AHL	37	8	4	12	8	-	-	-	-	-
2017-18	Buffalo	NHL	5	0	0	0	2	-	-	-	-	-
	Rochester	AHL	69	12	18	30	40	1	0	0	0	0

CAREER NOTES: 2017-18: Skated in five games with Buffalo (NHL)...Registered 12-18-30 and 40 PIM in 69 games with Rochester (AHL)...Scored two PPGs...Tallied eight multi-point games...Scored two goals vs. Binghamton on Nov. 24...Notched two goals vs. Toronto on Apr. 7...Skated in one playoff game...**2016-17:** Collected an assist in 10 games with Buffalo...Recorded 8-4-12 and eight PIM in 37 games with Rochester...Scored a goal in his AHL debut vs. Toronto on Oct. 21...Scored two goals vs. Syracuse on Feb. 24...Tallied the GWG vs. Albany on Apr. 14...**2015-16:** Tallied 1-1-2 and four PIM in seven games with Buffalo...Scored his first NHL goal in his NHL debut vs. Winnipeg on Mar. 26...Recorded first NHL assist at NYI on Apr. 9...Registered 20-18-38 and 16 PIM in 37 games with Minnesota (NCAA)...Finished tied for first on the team in goals and second in points...Scored seven GWGs...Honored with Minnesota's John Mayasich Outstanding Student-Athlete Award...**2014-15:** Recorded 12-14-26 and 24 PIM in 38 games with Minnesota (NCAA)...Helped school win the Big Ten Championship...Academic All-Big Ten honoree...**2013-14:** Skated in 40 games with Minnesota, collecting 14-16-30 and 22 PIM...Named to Big Ten All-Freshman Team...Started his college career on an eight-game point streak...Recipient of the team's Frank Pond Rookie of the Year award.




CONOR GARLAND

RW

Height: 5'9" Weight: 165 Shoots: Right
 Born: March 11, 1996, Scituate, Massachusetts
 Drafted: Arizona's 8th choice (5th round, 123rd overall) in the 2015 Entry Draft

SEASON	TEAM	LEAGUE	REGULAR SEASON					PLAYOFFS				
			GP	G	A	PTS	PIM	GP	G	A	PTS	PIM
2012-13	Moncton	QMJHL	26	6	11	17	16	5	0	0	0	0
2013-14	Moncton	QMJHL	51	24	30	54	39	6	2	3	5	2
2014-15	Moncton	QMJHL	67	35	94	129	66	16	3	22	25	17
2015-16	Moncton	QMJHL	62	39	89	128	97	17	5	10	15	18
2016-17	Tucson	AHL	55	5	9	14	37	-	-	-	-	-
2017-18	Tucson	AHL	55	8	19	27	40	9	1	4	5	6

CAREER NOTES: 2017-18: Tallied 8-19-27 and 40 PIM in 55 games with Tucson (AHL)...Added a goal and four assists in nine playoff games...Finished 8th on the team in points...Collected four multi-point games...Scored five GWGs...**2016-17:** Registered 5-9-14 and 37 PIM in 55 games with Tucson...Scored first professional goal at San Diego on Nov. 30...Collected 3-3-6 in his final nine games of the season...Picked up his lone multi-point game (1-1-2) on Apr. 15 at Stockton...**2015-16:** Skated in 62 games with Moncton (QMJHL), registering a league-leading 39-89-128...He set a career-high in goals...Was named to the QMJHL First All-Star Team...Won the Jean Beliveau Trophy (QMJHL Most Points) for the second consecutive season...Recorded at least one point in 58 of 62 games...Started the season on a 28-game point streak (19-50-69), which was a Moncton franchise record...Had the seventh highest total in League history with 17 consecutive games with at least one assist...Totaled 40 multi-point games and 11 multi-goal games...Recorded two hat tricks...Had a season-high 3-2-5 at Victoriaville on Nov. 27...Registered 16 points (8-8-16) during a four-game stretch from Nov. 27- Dec. 4...Totaled 9-21-30 in 12 December games...Registered 5-10-15 in 17 playoff games...Signed a three-year entry-level contract with Arizona on Dec. 23...**2014-15:** Registered 35-94-129 with 66 PIM in 67 games with Moncton, which led the League...Set career-highs in goals, assists and points...Was named to the QMJHL First All-Star Team...Won the Jean Beliveau Trophy (QMJHL Most Points)...Earned the QMJHL Michel Briere Trophy (Most Valuable Player)...Had a 14-game point streak (7-28-35) from Jan. 25- Feb.28...Earned a point in 20 of final 21 games (13-40-53)...Registered three consecutive 4-point games from Mar. 8- Mar. 14...Scored a season-high 3-3-6 on Nov. 14 vs. Victoriaville...Had 38 multi-point games and 10 multi-goal games...Totaled 3-22-25 with 17 PIM in 16 playoff games...Led the League in playoff assists... Had a career-high six assists on Apr. 17 vs. Halifax which was a Moncton franchise record for assists in a playoff game...**2013-14:** Registered 24-30-54 with 39 PIM in 51 games with Moncton...Totaled 15 multi-point games and five multi-goal games...Scored three points or more in seven games...Had a career-high 1-4-5 on Nov. 7 vs. Saint John...Registered a career-high point streak of 8-games (3-9-12) from Dec. 6-Dec. 28...Finished the season on a five-game point streak (6-3-9)...Notched 2-3-5 with two PIM in six playoff games...**2012-13:** Registered 6-11-17 with 16 PIM in 26 games with Moncton (QMJHL)...Scored his first goal in his first game with Moncton on Dec. 7 at Victoriaville... Began his career with a six-game point streak (2-8-10)...Scored a hat trick and had a season high 3-1-4 on Feb. 26 vs. Cape Breton.




JACOB GRAVES

D

Height: 6'2" Weight: 190 Shoots: Right
 Born: March 28, 1995, Barrie, Ontario
 Drafted: Not drafted
 Acquired: From Columbus in exchange for center Ryan MacInnis on July 18, 2018

SEASON	TEAM	LEAGUE	REGULAR SEASON					PLAYOFFS				
			GP	G	A	PTS	PIM	GP	G	A	PTS	PIM
2011-12	Mississauga	OHL	34	0	2	2	22	-	-	-	-	-
2012-13	Mississauga	OHL	54	0	1	1	78	6	0	0	0	11
2013-14	Mississauga	OHL	62	2	9	11	130	4	0	0	0	13
2014-15	Kingston	OHL	62	0	7	7	118	4	0	0	0	0
2015-16	Oshawa	OHL	38	0	15	15	59	-	-	-	-	-
	London	OHL	31	1	5	6	45	18	0	10	10	29
2016-17	Cleveland	AHL	19	1	1	2	29	-	-	-	-	-
	Cincinnati	ECHL	9	0	1	1	9	-	-	-	-	-
2017-18	Cleveland	AHL	23	3	3	6	29	-	-	-	-	-
	Quad City	ECHL	24	0	4	4	21	-	-	-	-	-

CAREER NOTES: 2017-18: Registered 3-3-6 and 29 PIM in 23 games with Cleveland (AHL)...Scored two goals at Stockton on Mar. 28...Tallied four assists in 24 games with Quad City (ECHL)...**2016-17:** Recorded 1-1-2 and 29 PIM in 19 games with Cleveland...Recorded both his points at Grand Rapids on Nov. 9...Collected an assist in nine games with Cincinnati (ECHL)...**2015-16:** Picked up 15 assists in 38 games with Oshawa (OHL)...Recorded 1-5-6 and 45 PIM in 31 games with London (OHL)...Notched 10 assists in 18 playoff games with London...Won OHL championship...Won CHL Memorial Cup Championship...Tallied four assists at Niagara on May 9...**2014-15:** Recorded 0-7-7 and 118 PIM in 62 games with Kingston (OHL)...Skated in four playoff games...**2013-14:** Registered 2-9-11 and 130 PIM in 62 games with Mississauga (OHL)...Scored his first OHL goal at Niagara on Sept. 19...Skated in four playoff games...**2012-13:** Collected an assist in 54 games with Mississauga...Skated in six playoff games...**2011-12:** Tallied two assists in 34 games with Mississauga...Collected his first OHL point vs. Brampton on Jan. 6.




JORDAN GROSS

D

Height: 5'10" Weight: 190 Shoots: Right
 Born: May 9, 1995, Maple Grove, Minnesota
 Drafted: Not drafted
 Acquired: Signed as a free agent on April 12, 2018

SEASON	TEAM	LEAGUE	REGULAR SEASON					PLAYOFFS				
			GP	G	A	PTS	PIM	GP	G	A	PTS	PIM
2014-15	Notre Dame	NCAA	42	7	21	28	14	-	-	-	-	-
2015-16	Notre Dame	NCAA	37	9	22	31	30	-	-	-	-	-
2016-17	Notre Dame	NCAA	40	10	22	32	12	-	-	-	-	-
2017-18	Notre Dame	NCAA	40	10	20	30	26	-	-	-	-	-
	Tucson	AHL	1	0	2	2	0	-	-	-	-	-

CAREER NOTES: 2017-18: Tallied two assists in his AHL debut vs. San Diego on Apr. 14...Registered 10-20-30 and 26 PIM in 40 games with Notre Dame (NCAA)...Led all team defensemen in points...Named to the NCAA All-Tournament Team for helping Notre Dame to the Frozen Four championship game...Named to the NCAA (B1G) First All-Star Team...Won the William Donald Nyrop Defensive Player of the Year award...Scored two goals including the OT GWG over Michigan Tech in the NCAA first round on Mar. 23...**2016-17:** Recorded 10-22-32 and 12 PIM in 40 games with Notre Dame...Named a Hockey East Honorable Mention All-Star...Named to the 2017 NCAA Northeast Regional All-Tournament Team...Tallied three GWGs...**2015-16:** Registered 9-22-31 and 30 PIM in 37 games with Notre Dame...Named to the Second Team Hockey East All-Star Team...Ranked fourth on the team in scoring...Finished fourth nationally in scoring among blueliners...Had 10 multi-point games...**2014-15:** Collected 7-21-28 and 14 PIM in 42 games with Notre Dame...Finished fifth on the team in scoring...Had a nine-game point streak (3-8-11) from Dec. 5-Jan. 23...Scored a goal and tallied three assists in four playoff games.




BARRETT HAYTON

C

Height: 6'1" Weight: 190 Shoots: Left
 Born: June 9, 2000, Peterborough, Ontario
 Drafted: Arizona's 1st choice (1st round, 5th overall) in the 2018 Entry Draft

SEASON	TEAM	LEAGUE	REGULAR SEASON					PLAYOFFS				
			GP	G	A	PTS	PIM	GP	G	A	PTS	PIM
2016-17	Sault Ste. Marie	OHL	63	9	18	27	36	9	2	0	2	4
2017-18	Sault Ste. Marie	OHL	63	21	39	60	32	24	8	13	21	16

CAREER NOTES: 2017-18: Registered 21-39-60 and 32 PIM in 63 games with Sault Ste. Marie (OHL)...Won the OHL Scholastic Player of the Year (Bobby Smith Trophy)...Collected 8-13-21 on the power-play...Scored five GWGs...Tallied 16 multi-point games...Had a season-high even-game point streak (3-6-9) from Oct. 11-28...Recorded three consecutive multi-point games (2-4-6) from Dec. 29-Jan. 4...Recorded 8-13-21 and 16 PIM in 24 playoff games...Scored two goals vs. Owen Sound on Apr. 13...**2016-17:** Registered 9-18-27 and 36 PIM in 63 games with Sault Ste. Marie...Tallied four multi-point games...Scored his first OHL goal at Windsor on Sept. 29...Scored two goals vs. North Bay on Oct. 8...Had two goals at Guelph on Mar. 3...Scored two goals in nine playoff games.




ADAM HELEWKA

LW

Height: 6'2" Weight: 205 Shoots: Left
 Born: July 21, 1995, Burnaby, British Columbia
 Drafted: San Jose's 4th choice (4th round, 106th overall) in the 2015 Entry Draft
 Acquired: From San Jose in exchange for defenseman Kyle Wood on June 14, 2018

SEASON	TEAM	LEAGUE	REGULAR SEASON					PLAYOFFS				
			GP	G	A	PTS	PIM	GP	G	A	PTS	PIM
2012-13	Spokane	WHL	60	10	17	27	12	9	1	2	3	2
2013-14	Spokane	WHL	62	23	27	50	32	4	0	0	0	4
2014-15	Spokane	WHL	69	44	43	87	59	6	3	2	5	12
2015-16	Spokane	WHL	19	16	13	29	23	-	-	-	-	-
	Red Deer	WHL	34	26	19	45	34	17	9	9	18	18
	San Jose	AHL	3	0	1	1	0	-	-	-	-	-
2016-17	San Jose	AHL	58	14	15	29	28	12	3	0	3	6
	Allen	ECHL	2	0	0	0	20	-	-	-	-	-
2017-18	San Jose	AHL	63	9	29	38	29	4	1	2	3	0

CAREER NOTES: 2017-18: Registered 9-29-38 and 29 PIM in 63 games with San Jose (AHL)...Finished second on the team in points and first in assists...Began the season on a season-long four game point streak (1-5-6)...Tallied nine multi-point games...Scored two goals vs. San Diego on Nov. 26...Had a season-high 0-3-3 at Ontario on Mar. 18...Recorded 1-2-3 in four playoff games...**2016-17:** Registered 14-15-29 and 28 PIM in 58 games with San Jose...Scored four PPGs...Recorded seven multi-point games...Scored his first AHL goal at Bakersfield on Nov. 22...Scored two goals vs. Ontario on Dec. 18...Scored three goals in 12 playoff games...Played in two games with Allen (ECHL)...**2015-16:** Played in three games with San Jose...Picked up an assist in his AHL debut at Stockton on Oct. 15...Registered 16-13-29 and 23 PIM in 19 games with Spokane (WHL)...Had a 10-game point streak (11-9-20) from Nov. 13-Dec. 9...Scored a hat trick vs. Seattle on Dec. 4...Recorded 26-19-45 and 34 PIM in 34 games with Red Deer (WHL)...Finished second on the team in goals...Had 1-3-4 in his first game with Red Deer vs. Brandon on Jan. 2...Scored a hat trick vs. Vancouver on Jan. 9...Finished the season on a four-game goal streak (4-4-8)...Registered 9-9-19 and 18 PIM in 17 playoff games...Had a point in 13 of 17 playoff games...**2014-15:** Recorded 44-43-87 and 59 PIM in 69 games with Spokane...Named to the WHL (West) Second All-Star Team...Led the team in points and goals...Scored five GWGs...Totaled 12-20-32 on the power-play...Collected a point in 50 of 69 games...Had 24 multi-point games...Tied a career-high 1-4-5 at Tri-City on Dec. 31...Tallied 3-2-5 and 12 PIM in six playoff games...**2013-14:** Registered 23-27-50 and 32 PIM in 62 games with Spokane...Scored eight PPGs...Tallied two GWGs...Had 12 multi-point games...Scored a career-high four goals at Vancouver on Nov. 1...Played in four playoff games...**2012-13:** Recorded 10-17-27 and 12 PIM in 60 games with Spokane...Scored his first WHL goal at Seattle on Oct. 16...Tallied 1-2-3 in nine playoff games.




ADIN HILL

G

Height: 6'6" Weight: 212 Catches: Left
 Born: May 11, 1996, Comox, British Columbia
 Drafted: Arizona's 5th choice (3rd round, 76th overall) in the 2015 Entry Draft

SEASON	TEAM	LEAGUE	REGULAR SEASON							PLAYOFFS						
			GP	MIN	GA	SO	SV%	GAA	W-L-OTL	GP	MIN	GA	SO	SV%	GAA	W-L-OTL
2013-14	Portland	WHL	4	218	6	0	.934	1.65	4-0-0	-	-	-	-	-	-	-
2014-15	Portland	WHL	46	2604	122	2	.921	2.81	31-11-1	17	1074	53	1	.911	2.96	10-6-1
2015-16	Portland	WHL	65	3897	192	3	.917	2.96	32-27-6	4	234	14	0	.904	3.58	0-4-0
	Springfield	AHL	4	236	12	0	.905	3.05	1-3-0	-	-	-	-	-	-	-
2016-17	Tucson	AHL	40	2243	118	1	.906	3.16	16-14-6	-	-	-	-	-	-	-
2017-18	Tucson	AHL	36	1950	74	5	.914	2.28	19-11-4	9	566	20	2	.922	2.12	4-5-0
	Arizona	NHL	4	241	14	0	.891	3.49	1-3-0	-	-	-	-	-	-	-

CAREER NOTES: 2017-18: Appeared in 36 games with Tucson (AHL) and posted a 19-11-4 record with five shutouts...Registered a 2.28 GAA which ranked fifth among all qualified AHL goaltenders...Won four straight games from Feb. 5-23...Earned a point in 10 consecutive starts (7-0-3) from Feb. 5-Mar. 21...Started all nine playoff games for Tucson...Went 4-5 with a 2.12 GAA and a .922 SV%...Played in four games with Arizona (NHL) and went 1-3-0 with a .891 SV% and 3.49 GAA...Stopped 31 shots at DAL on Oct. 17 in his NHL debut...Made 34 saves and earned his first NHL win vs. LAK on Mar. 13...**2016-17:** Posted a 16-14-6 record with a .906 SV% and 3.16 GAA in 40 games with Tucson (AHL)...Won six of his first seven starts to the season...Tucson earned a point in Hill's first nine starts (7-0-2)...Stopped a season-high 44 shots vs. Ontario on Nov. 5...Shutout Bakersfield on 17 shots on Nov. 11...Gave up one goal in consecutive games on Mar. 3-4...Won his final two starts of the season...**2015-16:** Registered a 32-27-6 record with a .917 SV% and 2.96 GAA in 65 games with Portland (WHL)...Set career-highs in wins (32) and shutouts (3)...Won consecutive Vaughn CHL Goaltender of the Week awards (Oct. 19-25, Oct. 16-Nov. 1)...Finished fourth in the WHL in wins, seventh in SV% and led the League with 2,115 saves...Gave up two goals or less in six consecutive starts (Jan. 13- 23)...Posted a 1-3-0 record with a .905 SV% and a 3.05 GAA in four games with Springfield (AHL)...Earned his first win with Springfield on Apr. 16 vs. Portland with 29 saves...**2014-15:** Recorded a 31-11-1 mark with a 2.81 GAA and a .921 SV% in 46 games with Portland (AHL)...Led the WHL in SV%...Posted first career shutout on Jan. 3 vs. Tri-City...Gave up two goals or less in eight of nine games and won nine straight contests from Feb. 13- Mar. 11...Won eight consecutive games from Jan. 16- 31...**2013-14:** Made four appearances and won all four games while only giving up six goals for Portland (WHL)...Gave up only two goals in his first three games.



PIERRE-OLIVIER JOSEPH

D

Height: 6'2" Weight: 160 Shoots: Left
 Born: July 1, 1999, Chambly, Quebec
 Drafted: Arizona's 1st choice (1st round, 23rd overall) in the 2017 Entry Draft

SEASON	TEAM	LEAGUE	REGULAR SEASON					PLAYOFFS				
			GP	G	A	PTS	PIM	GP	G	A	PTS	PIM
2015-16	Charlottetown	QMJHL	48	1	7	8	30	12	1	2	3	0
2016-17	Charlottetown	QMJHL	62	6	33	39	54	13	1	5	6	12
2017-18	Charlottetown	QMJHL	63	13	33	46	59	18	1	11	12	24

CAREER NOTES: 2017-18: Registered 13-33-46 and 59 PIM in 63 games with Charlottetown (QMJHL)...Ranked fourth on the team in scoring...Had the second-most assists on the team...Led the team in PPP's with 5-16-21...Tallied 13 multi-point games...Scored three multi-goal games...Had a season-high four-game point streak (1-6-7) from Nov. 10-24...Collected 1-11-12 and 24 PIM in 18 playoff games...Tallied a playoff career-high three assists at Quebec on Apr. 3...**2016-17:** Recorded 6-33-39 and 54 PIM in 62 games with Charlottetown...Ranked second on the team in scoring among defensemen...Tallied 3-17-20 on the power-play...His 33 assists were the sixth-most single season assists by a defenseman in club history...Collected 1-5-6 and 12 PIM in 13 playoff games...**2015-16:** Registered 1-7-8 and 30 PIM in 48 games with Charlottetown...Made his QMJHL debut at Drummondville on Oct. 14...Picked up his first QMJHL assist vs. Acadie-Bathurst on Nov. 14...Scored his first career QMJHL goal at Cape Breton on Dec. 28.



JENS LOOKE

RW

Height: 6'2" Weight: 194 Shoots: Right
 Born: April 11, 1997, Gavle, Sweden
 Drafted: Arizona's 7th choice (3rd round, 83rd overall) in the 2015 Entry Draft

SEASON	TEAM	LEAGUE	REGULAR SEASON					PLAYOFFS				
			GP	G	A	PTS	PIM	GP	G	A	PTS	PIM
2013-14	Brynäs Jr.	Sweden Jr.	7	2	0	2	0	2	0	1	1	0
	Brynäs U18	Sweden Jr. U18	32	15	25	40	14	5	3	4	7	2
2014-15	Brynäs	Sweden	43	2	4	6	2	7	0	0	0	0
	Brynäs Jr.	Sweden Jr.	18	10	8	18	4	2	1	1	2	2
	Brynäs U18	Sweden Jr. U18	1	1	4	5	0	4	3	3	6	0
2015-16	Brynäs IF J20	Super Elit	10	6	8	14	4	4	1	1	2	0
	Brynäs IF	SHL	5	0	0	0	0	-	-	-	-	-
2016-17	Almtuna IS	Allsvenskan	30	3	8	11	2	4	1	1	2	0
	Timrå IK J20	SuperElit	0	0	0	0	0	4	1	6	7	2
	Timrå IK	Allsvenskan	46	8	8	16	10	3	1	2	3	0
2017-18	Tucson	AHL	59	6	11	17	10	5	0	0	0	0

CAREER NOTES: 2017-18: Recorded 6-11-17 and 10 PIM in 59 games with Tucson (AHL)...Finished fifth on the team in scoring among rookies...Scored two PPGs...Scored a goal in his AHL debut vs. San Diego on Oct. 7...Collected a season-high two assists vs. Ontario on Jan. 5...Skated in five playoff games...**2016-17:** Registered 8-8-16 and 10 PIM in 46 games with Timrå IK (Allsvenskan)...Posted 1-6-7 in four playoff games for Timrå IK J20 (SuperElit)...**2015-16:** Skated in 15 games with Brynäs IF (SHL), recording 6-8-14...Recorded 3-8-11 and two PIM in 30 games with Almtuna IS (Allsvenskan)...**2014-15:** Registered 2-4-6 with two PIM in 43 games with Brynäs (Sweden)...Tallied 10-8-18 in four PIM in 18 games with Brynäs Jr. (Sweden Jr.)...Was ranked 10th among all international skaters in the Central Scouting final rankings...**2013-14:** Registered 15-25-40 with 14 PIM in 32 games with Brynäs U 18 (Sweden Jr. U20)...Scored two goals in seven games with Brynäs Jr. (Sweden Jr.)



MERRICK MADSEN

G

Height: 6'4" Weight: 192 Catches: Left
 Born: August 22, 1995, Preston, Idaho
 Drafted: Philadelphia's 6th choice (6th round, 162nd overall) in the 2013 Entry Draft
 Acquired: From Philadelphia with Nick Cousins in exchange for Brendan Warren and a fifth-round draft choice in 2018 on June 16, 2017

SEASON	TEAM	LEAGUE	REGULAR SEASON							PLAYOFFS						
			GP	MIN	GA	SO	SV%	GAA	W-L-OTL	GP	MIN	GA	SO	SV%	GAA	W-L-OTL
2014-15	Harvard	NCAA	1	43	2	0	.846	2.77	---	-	-	-	-	-	-	-
2015-16	Harvard	NCAA	29	1713	57	4	.931	2.00	18-7-3	-	-	-	-	-	-	-
2016-17	Harvard	NCAA	36	2104	74	3	.923	2.11	28-6-2	-	-	-	-	-	-	-
2017-18	Harvard	NCAA	24	1429	54	3	.918	2.27	10-10-3	-	-	-	-	-	-	-

CAREER NOTES: 2017-18: Registered a 10-10-3 record in 24 games with Harvard (NCAA)...Earned three shutouts and posted a 2.27 GAA and a .918 SV%...Had the sixth-best SV% and fifth-lowest GAA in the conference...Named to the NCAA All-Ivy Second Team...Voted co-captain of the team...Finished Harvard career with 56 wins which are the third-most in school history...Stopped a season-high 48 shots at Minnesota on Nov. 18...**2016-17:** Started all 36 games for Harvard, posting a 28-6-2 record...Had three shutouts with a 2.11 GAA and a .923 SV%...Named to the All-Ivy first team...Was All-ECAC Hockey third team...Won the ECAC Hockey Goaltender of the Month in February and March...Four-time ECAC Hockey Goaltender of the Week (Nov. 22, Jan. 3, Jan. 10 and Mar. 21)...His 28 wins were the most in a single season by a Harvard goaltender...Remained unbeaten for final 13 games of the regular season...Stopped a season-high 41 shots and shutout Providence on Mar. 24...**2015-16:** Went 18-7-3 with four shutouts in 29 games with Harvard...Posted a 2.00 GAA which was 14th in the country...Had a .931 SV% which was the eighth-lowest in the NCAA...All-Ivy honorable mention...Won the Donald Angier Trophy as most improved player on the team...Earned first collegiate shutout in first start, making 25 saves at Dartmouth on Oct. 31, 2015...**2014-15:** Saw action in two games, skating in 43:17...Stopped 11 shots in his collegiate debut against St. Lawrence on Jan. 17.




DYSIN MAYO

D

Height: 6'2" Weight: 189 Shoots: Right
 Born: Aug. 17, 1996, Victoria, British Columbia
 Drafted: Arizona's 6th choice (5th round, 133rd overall) in the 2014 Entry Draft

SEASON	TEAM	LEAGUE	REGULAR SEASON					PLAYOFFS				
			GP	G	A	PTS	PIM	GP	G	A	PTS	PIM
2012-13	Edmonton	WHL	42	1	4	5	12	19	0	4	4	2
2013-14	Edmonton	WHL	63	7	28	35	50	21	3	12	15	10
2014-15	Edmonton	WHL	72	14	37	51	75	5	0	2	2	2
2015-16	Edmonton	WHL	71	6	37	43	86	6	0	0	0	8
	Springfield	AHL	5	0	1	1	2	-	-	-	-	-
2016-17	Tucson	AHL	25	1	2	3	0	-	-	-	-	-
	Rapid City	ECHL	25	1	15	16	4	-	-	-	-	-
2017-18	Tucson	AHL	66	5	11	16	45	7	0	0	0	4

CAREER NOTES: 2017-18: Registered 5-11-16 and 45 PIM in 66 games with Tucson (AHL)...Tallied two multi-point games...Skated in seven playoff games...**2016-17:** Skated in 25 games with Tucson, collecting 1-2-3...Scored his first AHL goal at San Diego on Mar. 3...Recorded 1-15-16 with four PIM in 25 games with Rapid City (ECHL)...Finished third among Rapid City defensemen with 15 assists...**2015-16:** Registered 6-37-43 with 86 PIM in 71 games with Edmonton (WHL)...Led team defensemen in points and was second on the team in assists...Collected eight multi-point games...Recorded a season-high 1-2-3 on Feb. 27 at Lethbridge...Had a season-high five-game point streak (1-6-7) from Dec. 18- Jan. 1...Recorded a four-game point streak (2-4-6) from Feb. 27- Mar. 7...Skated in six playoff games with Edmonton...Collected an assist in five games with Springfield (AHL)...Signed a three-year entry-level contract with Arizona on Dec. 26...**2014-15:** Registered 14-37-51 with 75 PIM in 72 games with Edmonton (WHL)...Set career-highs in goals, assists and points...Finished 10th among League defensemen in points...Finished third on the team in points and led all defensemen...Was second on the team in assists...Had 13 multi-point games and two multi-goal games...Recorded a career-high 2-2-4 vs. Saskatoon on Nov. 14...Had a season-high five-game point streak (3-9-12) from Nov. 8- Nov. 21...Picked up two assists in five playoff games...**2013-14:** Registered 7-28-35 with 50 PIM in 63 games with Edmonton (WHL)...Collected five multi-point games and three three-point games...Had a season-long five-game point streak (2-5-7) from Feb. 8- Feb. 19...Totaled 3-12-15 in 21 playoff games and won Memorial Cup with Edmonton...Began the playoffs with a six-game point streak (2-6-8)...Scored the GWG in Game 2 of the first round vs. Prince Albert...**2012-13:** Registered 1-4-5 with 12 PIM in 42 games with Edmonton (WHL)...Scored his first goal vs. Lethbridge on Jan. 27...Collected four assists in 19 playoff games.



NICK MERKLEY

RW

Height: 5'11" Weight: 189 Shoots: Right
 Born: May 23, 1997, Calgary, Alberta
 Drafted: Arizona's 2nd choice (1st round, 30th overall) in the 2015 Entry Draft

SEASON	TEAM	LEAGUE	REGULAR SEASON					PLAYOFFS				
			GP	G	A	PTS	PIM	GP	G	A	PTS	PIM
2012-13	Kelowna	WHL	1	0	0	0	0	7	0	3	3	0
2013-14	Kelowna	WHL	66	25	33	58	46	14	4	13	17	12
2014-15	Kelowna	WHL	72	20	70	90	79	19	5	22	27	18
2015-16	Kelowna	WHL	43	17	31	48	44	-	-	-	-	-
2016-17	Kelowna	WHL	63	23	40	63	73	17	6	13	19	22
2017-18	Tucson	AHL	38	18	21	39	22	-	-	-	-	-
	Arizona	NHL	1	0	0	0	0	-	-	-	-	-

CAREER NOTES: 2017-18: Made his NHL debut vs. Florida on Dec. 19...Recorded 18-21-39 and 22 PIM in 38 games with Tucson (AHL)...Named to the AHL All-Star roster... Finished fourth on the team in scoring...Finished second on the Roadrunners in points per game...Led Tucson with 11 PPGs...Tallied 13 multi-point games...Picked up an assist in his AHL debut vs. San Diego on Oct. 7...Scored his 1st AHL goal at Bakersfield on Oct. 14...Had multi-goal games on Oct. 27 and Nov. 4...Tallied 7-7-14 in nine November games...Had a five-game goal streak (5-5-10) from Dec. 27-Jan. 6...**2016-17:** Registered 23-40-63 and 73 PIM in 63 games with Kelowna (WHL)...Finished third on the team in points, goals and assists...Led Kelowna with 12 PPGs...Recorded at least one point in 10 of 12 games from Oct. 19- Nov. 18 (6-8-14)...Picked up a season-high 2-2-4 on Feb. 1 vs. Calgary (2-2-4)...Recorded a multi-point game in four of five games from Jan. 27- Feb. 4 (5-7-12)...Collected 17 multi-point games...Registered 6-13-19 in 17 playoff games with Kelowna...Picked up at least one point in 11 of the last 12 playoff games (6-12-18)...**2015-16:** Skated in 43 games with Kelowna (WHL), registering 17-31-48 and 44 PIM...Recorded 16 multi-point games including two four-point games...Tallied four consecutive multi-point games and four consecutive games with a goal from Oct. 31- Nov. 7 (5-5-10)...Registered a point in 12 of 15 games from Oct. 31- Dec. 5 (9-14-23)...Had four GWGs...Signed a three-year entry-level contract with Arizona on Sept. 3...**2014-15:** Registered 20-70-90, a plus-29 rating and 79 PIM in 72 games with Kelowna...Ranked third in the WHL in assists, first in power-play assists (32) and sixth in points...Led the Rockets in points and assists...Had 26 multi-point games...Began the season with a six-game point streak (3-11-14) from Sept. 20 – Oct. 3... Tallied 0-4-4 at Seattle on Oct. 4...Recorded multiple points in seven straight games (3-11-14) from Nov. 2 – 15...Had a 12-game point streak (4-17-21) from Nov. 2 – 26... Added 5-22-27 and a plus-12 rating in 19 postseason games with the Rockets...Led the league in playoff assists...Had the second-most postseason points in the WHL... Registered a nine-game playoff point streak (1-11-12)...Posted 2-1-3 at Brandon on May 9...**2013-14:** Collected 25-33-58, a plus-24 rating and 46 PIM in 66 games with Kelowna...Ranked third among WHL rookies in points...Finished third on the team in goals, seventh in assists and fifth in points...Had 15 multi-point games...Posted 0-4-4 vs. Lethbridge on Oct. 16...Totaled 4-13-17 and 12 PIM in 14 playoff contests...Ranked second on the team in playoff points and assists...Registered an eight game playoff point streak (3-11-14) from Mar. 26 – Apr. 19...**2012-13:** Made his WHL debut with the Rockets on Dec. 15 at Red Deer...Notched 0-3-3 in seven postseason games with Kelowna.




DAKOTA MERMIS

D

Height: 6'0" Weight: 193 Shoots: Left
 Born: January 5, 1994, Alton, Illinois
 Drafted: Not Drafted
 Acquired: Signed as a free agent, July 1, 2015

SEASON	TEAM	LEAGUE	REGULAR SEASON					PLAYOFFS				
			GP	G	A	PTS	PIM	GP	G	A	PTS	PIM
2010-11	USNTDP Juniors	USHL	36	4	4	8	53	2	0	0	0	0
	U.S. National U17	USDP	55	5	8	13	63	-	-	-	-	-
2011-12	Green Bay	USHL	60	5	22	27	98	12	0	1	1	20
	Univ. of Denver	NCAA	19	1	3	4	14	-	-	-	-	-
2012-13	London	OHL	27	2	9	11	34	21	1	3	4	21
	London	OHL	66	5	20	25	76	9	1	3	4	12
2013-14	London	OHL	36	1	10	11	36	-	-	-	-	-
	Oshawa	OHL	30	5	14	19	50	21	1	14	15	14
2015-16	Springfield	AHL	63	3	10	13	58	-	-	-	-	-
	Rapid City	ECHL	5	1	2	3	6	-	-	-	-	-
2016-17	Tucson	AHL	67	2	10	12	75	-	-	-	-	-
2017-18	Tucson	AHL	59	2	17	19	45	9	3	2	5	11
	Arizona	NHL	9	0	0	0	0	-	-	-	-	-

CAREER NOTES: 2017-18: Skated in nine games with Arizona (NHL)...Made his NHL debut vs. BUF on Nov. 2...Registered 2-17-19 and 45 PIM in 59 games with Tucson (AHL)...Scored a SHG at Chicago on Oct. 21...Tallied two assists at Cleveland on Mar. 2...Collected nine assists in 13 March games...Recorded 3-2-5 and 11 PIM in nine playoff games...Scored two goals in a playoff game at Texas on May 7...**2016-17:** Skated in 67 games with Tucson, collecting 2-10-12 with 75 PIM...Had the fifth-most assists and shots among team blueliners...Registered 1-1-2 at San Antonio on Dec. 16...**2015-16:** Registered 3-10-13 with 58 PIM in 63 games with Springfield (AHL)...Scored first AHL goal on Jan. 1 vs. Bridgeport...Had a three-game point streak with three assists from Feb. 21-27...Tallied a three-point night on Mar. 13 vs. Syracuse (1-2-3)...Scored the OT GWG on Apr. 16 vs. Portland...Scored a goal and picked up two assists in five games with Rapid City (ECHL)...**2014-15:** Signed a three-year entry-level contract with Arizona on July 1, 2015...Registered 5-14-19 with a plus-26 rating in 30 games with Oshawa (OHL)...Ranked fifth in the OHL with a plus-48 rating and owns a plus-103 rating in 159 career OHL games...Set OHL career highs in goals, assists and points...Notched a five-game point streak (0-6-6) from Jan. 22-29...Had three assists vs. Kingston on Mar. 15...Traded to the Generals on Jan. 2, 2015...Began the season with London (OHL), totaling 1-10-11, a plus-22 rating and 36 PIM in 36 games with the Knights...Tallied three assists vs. Guelph on Nov. 6...Collected 1-14-15 and 14 PIM in 21 postseason games with Oshawa...Led Generals' defensemen in postseason points and assists...**2013-14:** Totaled 5-20-25 with a plus-40 rating and 76 PIM in 66 games with London...Ranked third on the team in plus-minus...Had 1-1-2 vs. Plymouth on Sept. 20...Notched 1-1-2 vs. Guelph on Nov. 7...Posted 1-3-4 and 12 PIM in nine playoff games...Earned a point in three straight games (1-2-3) from Apr. 6-10...**2012-13:** Skated in 27 games with the Knights, totaling 2-9-11 and 34 PIM...Tallied two assists in his OHL debut vs. Saginaw on Jan. 4...Posted 1-1-2 vs. Ottawa on Jan. 11...Had three assists at Ottawa on Jan. 24...Added 1-3-4 and 21 PIM in 21 postseason games with the Knights...Recorded 1-3-4 and 14 PIM in 19 games with Denver (NCAA).



TREVOR MURPHY

D

Height: 5'10" Weight: 182 Shoots: Left
 Born: July 17, 1995, Windsor, Ontario
 Drafted: Not drafted
 Acquired: From Nashville along with forward Pierre-Cedric Labrie in exchange for center Tyler Gaudet and defenseman John Ramage on Feb. 26, 2018

SEASON	TEAM	LEAGUE	REGULAR SEASON					PLAYOFFS				
			GP	G	A	PTS	PIM	GP	G	A	PTS	PIM
2011-12	Peterborough	OHL	60	1	19	20	52	-	-	-	-	-
2012-13	Peterborough	OHL	23	2	2	4	23	-	-	-	-	-
	Windsor	OHL	42	7	17	24	60	-	-	-	-	-
2013-14	Windsor	OHL	51	8	21	29	57	-	-	-	-	-
2014-15	Windsor	OHL	59	24	39	63	104	-	-	-	-	-
2015-16	Milwaukee	AHL	59	11	21	32	37	3	1	0	1	2
2016-17	Milwaukee	AHL	75	12	21	33	92	3	2	0	2	4
2017-18	Milwaukee	AHL	48	8	18	26	69	-	-	-	-	-
	Tucson	AHL	11	2	7	9	4	9	1	5	6	25
	Arizona	NHL	8	1	2	3	0	-	-	-	-	-

CAREER NOTES: 2017-18: Registered 1-2-3 in eight games with Arizona (NHL)...Made his NHL debut at Florida on Mar. 24...Recorded his first NHL point (goal) at Tampa Bay on Mar. 26... Skated in 11 games with Tucson (AHL), recording 2-7-9 and four PIM...Scored his first goal with Tucson on Mar. 2 at Cleveland...Picked up 1-2-3 on Apr. 11 at San Diego... Tallied 1-5-6 in nine playoff games with the Roadrunners...Registered 8-18-26 and 69 PIM in 48 games with Milwaukee (AHL)...**2016-17:** Recorded 12-21-33 and 92 PIM in 75 games with Milwaukee...Scored four PPG's and two GWG's...Had three multi-goal games...Picked up 2-1-3 on Jan. 3 vs. Rockford... Scored two goals in three playoff games...**2015-16:** Registered 11-21-32 and 37 PIM in 59 games with Milwaukee...Scored four PPG's and two GWG's...Made his AHL debut on Oct. 10 at Chicago...Scored his first career AHL goal on Nov. 7 at Rockford...Scored a goal in four consecutive games from Nov. 7-14...Had a career-best 3-3-6 at Bakersfield on Feb. 5...Scored a goal in three playoff games...**2014-15:** Collected 24-39-63 and 104 PIM in 59 games with Windsor (OHL)...Finished fourth in the League in points and was third in goals among defensemen...Scored 11 PPG's...Tallied a point in 10 of 11 games from Oct. 9-Nov. 6 (4-9-13)...**2013-14:** Registered 8-21-29 and 57 PIM in 51 games with Windsor...Scored two goals at Sarnia on Jan. 26...Scored two PPG's...**2012-13:** Recorded 7-17-24 and 60 PIM in 42 games with Windsor...Tallied 2-2-4 and 23 PIM in 23 games with Peterborough (OHL)...**2011-12:** Registered 1-19-20 and 52 PIM in 60 games with Peterborough...Picked up two assists in his OHL debut on Sept. 22 vs. Niagara...Scored his first career OHL goal on Dec. 15 vs. London.




HUNTER MISKA

G

Height: 6'1" Weight: 185 Catches: Left
 Born: July 7, 1995, Stacy, Minnesota
 Drafted: Not Drafted
 Acquired: Signed as a free agent, April 15, 2017

SEASON	TEAM	LEAGUE	REGULAR SEASON							PLAYOFFS					
			GP	MIN	GA	SO	SV%	GAA	W-L-OTL	GP	MIN	GA	SO	SV%	GAA
2011-12	U.S.N.D.T	USHL	25	1305	78	0	.854	3.59	10-13-0	-	-	-	-	-	-
2012-13	U.S.N.D.T	USHL	13	745	38	0	.881	3.06	3-7-2	-	-	-	-	-	-
2013-14	Penticton	BCHL	34	1990	75	2	.915	2.26	19-11-2	-	-	-	-	-	-
2014-15	Penticton	BCHL	46	2778	87	5	.931	1.88	34-9-3	-	-	-	-	-	-
2015-16	Dubuque	USHL	46	2761	113	1	.913	2.46	32-13-1	-	-	-	-	-	-
2016-17	Minnesota-Duluth	NCAA	39	2321	85	5	.920	2.20	27-5-5	-	-	-	-	-	-
2017-18	Tucson	AHL	36	1941	85	1	.901	2.63	22-9-0	-	-	-	-	-	-

CAREER NOTES: 2017-18: Registered a 22-9-0 record in 36 games with Tucson (AHL)... Earned a shutout and posted a 2.63 GAA and .901 SV%...His 22 wins were the eighth-most in the League...Won six straight games to begin the season before suffering a loss...Made a season-high 37 saves vs. Iowa on Oct. 28...Won seven straight games from Dec. 29- Feb. 2...Stopped 23 shots in his lone shutout at Stockton on Mar. 16...**2016-17:** Posted a 27-5-5 record with five shutouts, a .920 SV% and 2.20 GAA in 39 games with the University of Minnesota-Duluth (NCAA)...Helped UMD to the Frozen Four championship game...Was a finalist for the Mike Richter award...Began the season with nine wins in his first 11 starts with three shutouts...Made a season-high 40 saves vs. Ohio State on Mar. 24...Won eight of his final nine starts...**2015-16:** Registered a 32-13-1 record with a .913 SV% and 2.46 GAA in 46 games with Dubuque (USHL)... Was the recipient of the 2015-16 USA Hockey Dave Peterson Goaltender of the Year...Helped Dubuque to the Clark Cup Finals...Set a Dubuque franchise record in wins...Earned two USHL goaltender of the week honors...**2014-15:** Recorded a 34-9-3 mark with five shutouts, a 1.88 GAA and a .931 SV% in 46 games with Penticton (BCHL)...Led the BCHL in GAA and SV%...Earned the BCHL's Top Goaltender Award for 2014-15...Had a partial claim in the Wally Forslund Memorial Trophy for the second consecutive season...Named to the 2014-15 BCHL First Team All-Star and was Penticton's MVP after helping the team to the BCHL playoff title and Western Cup...**2013-14:** Made 34 appearances for Penticton, posting a 19-11-2 record with two shutouts, a 2.26 GAA and a .915 SV%...Had a share in the Wally Forslund Memorial Trophy...**2012-13:** Posted a 3-7-2 mark with a 3.06 GAA and a .881 SV% in 13 games with USNDT (USHL)... **2011-12:** Recorded a 10-13-0 record with a 3.59 GAA and a .854 SV% in 25 games with USNDT.



LANE PEDERSON

C

Height: 6'1" Weight: 200 Shoots: Right
 Born: August 4, 1997, Saskatoon, Saskatchewan
 Drafted: Not Drafted
 Acquired: Signed as a free agent, October 13, 2016

SEASON	TEAM	LEAGUE	REGULAR SEASON					PLAYOFFS				
			GP	G	A	PTS	PIM	GP	G	A	PTS	PIM
2014-15	Seattle	WHL	63	8	12	20	17	6	0	0	0	0
2015-16	Red Deer	WHL	35	6	15	21	19	-	-	-	-	-
	Swift Current	WHL	37	14	20	34	29	-	-	-	-	-
2016-17	Swift Current	WHL	62	25	40	65	39	12	3	4	7	0
2017-18	Tucson	AHL	63	12	14	26	18	9	3	1	4	4

CAREER NOTES: 2017-18: Skated in 63 games with Tucson (AHL), collecting 12-14-26 and 18 PIM...Scored two PPGs...Tallied two multi-point games...Scored his first AHL goal vs. Iowa on Oct. 27...Had a season-long five-game point streak (3-2-5) from Nov. 4-18...Scored the GWG vs. Bakersfield on Nov. 11...Recorded 1-2-3 at Texas on Feb. 9 and vs. San Jose on Mar. 20...Tallied 3-1-4 and four PIM in nine playoff games...**2016-17:** Registered 25-40-65 and 39 PIM in 62 games with Swift Current (WHL)...Finished third on the team in scoring...Scored 10 PPGs...Tallied 1-2-3 on opening night at Prince Albert...Collected 2-6-8 in the first four games...Had a season-high six-game point streak from Nov. 2-13 (6-2-8)...Had a season-high 1-3-4 on Nov. 22 vs. Saskatoon...Finished the season with goals in five of the final seven games (6-2-8)...Collected 18 multi-point games...Recorded 3-4-7 in 12 playoff games...**2015-16:** Skated in 37 games with Red Deer, collecting 6-15-21...Tallied 2-2-4 on Dec. 9 at Medicine Hat...Registered 14-20-34 in 37 games with Swift Current...Collected at least one point in 19 of 21 games from Dec. 30-Feb. 20 (10-18-28)...Collected 10 multi-point games...**2014-15:** Registered 8-12-20 and 17 PIM in 63 games with Seattle (WHL)...Scored two goals vs. Edmonton on Oct. 30...Collected a point in eight of nine games from Dec. 28- Jan. 16 (2-6-8).




JALEN SMERECK

D

Height: 6'0" Weight: 184 Shoots: Left
 Born: January 15, 1997, Detroit, Michigan
 Drafted: Not drafted
 Acquired: Signed as a free agent, October 6, 2016

SEASON	TEAM	LEAGUE	GP	REGULAR SEASON				PLAYOFFS				
				G	A	PTS	PIM	GP	G	A	PTS	PIM
2014-15	Bloomington	USHL	51	3	15	18	18	-	-	-	-	-
2015-16	Oshawa	OHL	63	5	20	25	65	5	1	4	5	8
2016-17	Flint	OHL	60	9	36	45	62	5	1	2	3	6
	Tucson	AHL	2	1	1	2	0	-	-	-	-	-
2017-18	Flint	OHL	46	10	24	34	54	-	-	-	-	-
	Fort Wayne	ECHL	2	0	1	1	4	-	-	-	-	-
	Tucson	AHL	2	0	0	0	0	-	-	-	-	-

CAREER NOTES: 2017-18: Recorded 10-24-34 and 54 PIM in 46 games with Flint (OHL)...Led team defensemen in scoring...Finished third on Flint in points...Picked up 2-11-13 on the power-play...Scored two PPGs and had two GWGs...Picked up an assist in two games with Fort Wayne (ECHL)...Skated in two games with Tucson (AHL)...**2016-17:** Registered 9-36-45 and 62 PIM in 60 games with Flint (OHL)...Finished second among Flint blueliners in scoring...Scored five PPGs...Tallied three assists on opening night versus Sarnia...Finished the season by recording a point in eight of the final nine games (2-8-10)...Collected 12 multi-point games...Recorded 1-2-3 in five playoff games...Skated in two games with Tucson, collecting 1-1-2...Scored his first AHL goal at Stockton on Apr. 15...**2015-16:** Recorded 5-20-25 and 65 PIM in 63 games with Oshawa (OHL)...Scored his first OHL goal at Ottawa on Oct. 23...Collected his first multi-point game at Peterborough (0-2-2) on Jan. 7...Collected 1-4-5 in five playoff games...**2014-15:** Skated in 51 games with Bloomington (USHL), tallying 3-15-18 along with 18 PIM.




TYLER STEENBERGEN

C

Height: 5'10" Weight: 180 Shoots: Left
 Born: January 7, 1998, Sylvan Lake, Alberta
 Drafted: Arizona's 8th choice (5th round, 28th overall) in the 2017 Entry Draft

SEASON	TEAM	LEAGUE	GP	REGULAR SEASON				PLAYOFFS				
				G	A	PTS	PIM	GP	G	A	PTS	PIM
2014-15	Swift Current	WHL	72	5	6	11	13	4	1	0	1	0
2015-16	Swift Current	WHL	67	20	26	46	18	-	-	-	-	-
2016-17	Swift Current	WHL	72	51	39	90	22	14	8	6	14	8
2017-18	Swift Current	WHL	56	47	55	102	44	26	12	15	27	12

CAREER NOTES: 2017-18: Registered 47-55-102 and 44 PIM in 56 games with Swift Current (WHL)...Won the U20 World Juniors gold medal...Scored the GWG in the gold medal game...Finished the season third on the team in scoring and second in goals...Scored eight GWGs...Tallied 28 multi-point games...Produced 10-21-31 on the power-play...Began the season on a 13-game point streak (21-14-35)...Scored four goals in consecutive games on Sept. 30 and Oct. 6... Scored four goals at Lethbridge on Oct. 20...Collected 1-4-5 at Seattle on Jan. 20...Recorded 12-15-27 and 12 PIM in 26 playoff games...Tallied seven multi-point games during the playoffs...Had a hat trick and picked up an assist vs. Regina on Mar. 30...Won the WHL championship...**2016-17:** Skated in 72 games with Swift Current, collecting 51-39-90 and 22 PIM in 72 games...Earned the WHL Brad Hornung Trophy for being the most sportsmanlike player...Led the team in points and goals...Led the team with 19 PPGs...His 12 GWGs were the most on Swift Current...Tallied 26 multi-point games...Picked up 2-2-4 on Sept. 25 at Saskatoon...Scored a hat trick at Moose Jaw on Dec. 27...Recorded a career-high 2-4-6 vs. Kitchener...Scored a hat trick at Red Deer on Feb. 10...Tallied 8-6-14 and eight PIM in 14 playoff games...Earned a point in 10 of 14 playoff games...**2015-16:** Registered 20-26-46 and 18 PIM in 67 games with Swift Current...Finished third on the team in points...Scored seven PPGs...Tallied 14 multi-point games...Had a season-high 2-1-3 vs. Medicine Hat on Feb. 13...**2014-15:** Recorded 5-6-11 and 13 PIM in 72 games with Swift Current...Scored a goal in his WHL debut vs. Medicine Jaw on Sept. 19...Picked up two assists at Saskatoon on Nov. 22...Scored a goal in four playoff games.




DAVID ULLSTROM

C

Height: 6'4" Weight: 194 Shoots: Left
 Born: April 22, 1989, Jonkoping, Sweden
 Drafted: New York Islanders' 4th choice (4th round, 102nd overall) in the 2008 Entry Draft
 Acquired: Signed as a free agent on May 15, 2018

SEASON	TEAM	LEAGUE	REGULAR SEASON					PLAYOFFS				
			GP	G	A	PTS	PIM	GP	G	A	PTS	PIM
2007-08	HV71 J20	SuperElit	40	27	27	54	86	3	2	2	4	0
	HV71	SHL	7	0	0	0	0	-	-	-	-	-
2008-09	HV71 J20	SuperElit	2	0	0	0	0	-	-	-	-	-
	HV71	SHL	19	1	3	4	6	14	1	0	1	4
	Boras HC	Allsvenskan	15	9	7	16	22	-	-	-	-	-
2009-10	HV71 J20	SuperElit	1	1	0	1	2	-	-	-	-	-
	HV71	SHL	47	5	11	16	27	16	2	0	2	0
2010-11	Bridgeport	AHL	67	17	24	41	36	-	-	-	-	-
2011-12	New York Islanders	NHL	29	4	4	8	6	-	-	-	-	-
	Bridgeport	AHL	40	24	6	30	22	3	1	1	2	4
2012-13	New York Islanders	NHL	20	2	3	5	6	3	0	1	1	0
	Bridgeport	AHL	33	9	17	26	14	-	-	-	-	-
2013-14	Lokomotiv Yaroslavl	KHL	18	3	1	4	6	-	-	-	-	-
	HC Lev Praha	KHL	27	5	6	11	10	10	4	1	5	2
2014-15	Severstal Cherepovets	KHL	25	2	5	7	6	-	-	-	-	-
	Sibir Novosibirsk	KHL	23	9	6	15	22	16	5	1	6	12
2015-16	Sibir Novosibirsk	KHL	37	16	12	28	12	10	1	2	3	14
	Dinamo Minsk	KHL	3	0	1	1	0	-	-	-	-	-
2016-17	HV71	SHL	5	1	1	2	0	2	1	1	2	0
	HV71	SHL	47	6	24	30	26	2	0	0	0	0

CAREER NOTES: **2017-18:** Registered 6-24-30 and 26 PIM with HV71 (SHL)...Played in two playoff games...**2016-17:** Collected an assist in three games with Dinamo Minsk (KHL)...Tallied 1-1-2 in five games with HV71...Had 1-1-2 in two playoff games...Won the SHL championship...**2015-16:** Recorded 16-12-28 and 12 PIM in 37 games with Sibir Novosibirsk (KHL)... Ranked fourth on the team in scoring...Scored seven PPGs...Recorded 1-2-3 and 14 PIM in 10 playoff games...**2014-15:** Skated in 25 games with Severstal Cherepovets (KHL), collecting 2-5-7 and six PIM...Registered 9-6-15 and 22 PIM in 23 games with Sibir Novosibirsk...Recorded 5-1-6 and 12 PIM in 16 playoff games...**2013-14:** Recorded 3-1-4 and six PIM in 18 games with Lokomotiv Yaroslavl (KHL)...Registered 5-6-11 and 10 PIM in 27 games with HC Lev Praha...Scored four goals and tallied an assist in 10 playoff games...**2012-13:** Registered 2-3-5 and six PIM in 20 games with the New York Islanders (NHL)...Had a four-game point streak 2-2-4) from Jan. 21-27...Tallied an assist in three playoff games...Recorded 9-17-26 and 14 PIM in 33 games with Bridgeport (AHL)...Scored three PPGs...Tallied six multi-point games...Had a season-best 1-3-4 vs. Connecticut on Dec. 26...**2011-12:** Registered 4-4-8 and six PIM in 29 games with the Islanders...Made his NHL debut at Pittsburgh on Nov. 21...Scored his first NHL goal vs. Tampa Bay on Dec. 6...Skated in 40 games with Bridgeport, collecting 24-6-30 and 22 PIM...Led the team in goals scored...Scored eight PPGs...Recorded seven GWGs...Had a seven-game goal streak (8-1-9) from Nov. 2-Jan. 14...Collected 1-1-2 in three playoff games...**2010-11:** Registered 17-24-41 and 36 PIM in 67 games with Bridgeport...Ranked fourth on the team in scoring...Scored eight PPGs...Recorded a hat trick on Feb. 20 vs. Manchester...**2009-10:** Scored a goal in one game with HV71 J20 (SuperElit)...Registered 5-11-16 and 27 PIM in 47 games with HV71 (SHL)...Scored two goals in 16 playoff games...Won the SHL championship...**2008-09:** Played in two games with HV71 J20 (SuperElit)...Tallied 1-3-4 and six PIM in 19 games with HV 71...Scored a goal in 14 playoff games...Notched 9-7-16 and 22 PIM in 15 games with Boras HC (Allsvenskan)...**2007-08:** Skated in seven games with HV71...Recorded 27-27-54 and 86 PIM in 40 games with HV71 J20.



KEVIN BAHL

D

Height: 6'6" Weight: 216 Shoots: Left
 Born: June 27, 2000, New Westminster, British Columbia
 Drafted: Arizona's 2nd choice (2nd round, 55th overall) in the 2018 Entry Draft

SEASON	TEAM	LEAGUE	GP	REGULAR SEASON				PIM	GP	PLAYOFFS			
				G	A	PTS	G			A	PTS	PIM	
2016-17	Ottawa	OHL	57	1	3	4	53	6	0	0	0	0	
2017-18	Ottawa	OHL	58	1	17	18	76	5	0	0	0	4	




DENNIS BUSBY

D

Height: 5'11" Weight: 187 Shoots: Right
 Born: January 6, 2000, Richmond Hill, Ontario
 Drafted: Arizona's 7th choice (5th round, 145th overall) in the 2018 Entry Draft

SEASON	TEAM	LEAGUE	GP	REGULAR SEASON				PIM	GP	PLAYOFFS			
				G	A	PTS	G			A	PTS	PIM	
2016-17	Flint	OHL	62	2	14	16	20	5	0	0	0	0	
2017-18	Flint	OHL	2	0	0	0	0	-	-	-	-	-	



MICHAEL CALLAHAN

D

Height: 6'2" Weight: 196 Shoots: Left
 Born: September 23, 1999, Franklin, Massachusetts
 Drafted: Arizona's 6th choice (5th round, 142nd overall) in the 2018 Entry Draft

SEASON	TEAM	LEAGUE	GP	REGULAR SEASON				PIM	GP	PLAYOFFS			
				G	A	PTS	G			A	PTS	PIM	
2016-17	Bloomington	USHL	2	0	0	0	0	-	-	-	-	-	
2017-18	Central Illinois	USHL	37	3	6	9	15	-	-	-	-	-	
	Youngstown	USHL	22	0	9	9	6	11	0	2	2	2	




CAMERON CROTTY

D

Height: 6'2" Weight: 186 Shoots: Right
 Born: May 5, 1999, Ottawa, Ontario
 Drafted: Arizona's 5th choice (3rd round, 82nd overall) in the 2017 Entry Draft

SEASON	TEAM	LEAGUE	GP	REGULAR SEASON				PIM	GP	PLAYOFFS			
				G	A	PTS	G			A	PTS	PIM	
2015-16	Brockville	CCHL	57	3	15	18	38	6	1	6	7	0	
2016-17	Brockville	CCHL	41	4	9	13	32	5	1	0	1	2	
2017-18	Boston	NCAA	34	1	7	8	18	-	-	-	-	-	



TY EMBERSON

D

Height: 6'0" Weight: 200 Shoots: Left
 Born: May 24, 2000, Eau Claire, Wisconsin
 Drafted: Arizona's 4th choice (3rd round, 73rd overall) in the 2018 Entry Draft

SEASON	TEAM	LEAGUE	REGULAR SEASON					PLAYOFFS				
			GP	G	A	PTS	PIM	GP	G	A	PTS	PIM
2016-17	USNTDP Juniors	USHL	34	0	8	8	12	-	-	-	-	-
	U.S. Natl' U17 Team	USDP	56	0	18	18	14	-	-	-	-	-
	U.S. Natl' U18 Team	USDP	1	0	0	0	0	-	-	-	-	-
2017-18	USNTDP Juniors	USHL	25	4	11	15	0	-	-	-	-	-
	U.S. Natl' U18 Team	USDP	61	4	23	27	46	-	-	-	-	-




NOEL HOEFENMAYER

D

Height: 6'1" Weight: 196 Shoots: Left
 Born: January 6, 1999, North York, Ontario
 Drafted: Arizona's 6th choice (4th round, 108th overall) in the 2017 Entry Draft

SEASON	TEAM	LEAGUE	REGULAR SEASON					PLAYOFFS				
			GP	G	A	PTS	PIM	GP	G	A	PTS	PIM
2015-16	Ottawa	OHL	45	2	3	5	18	4	0	0	0	0
2016-17	Ottawa	OHL	62	14	26	40	36	6	2	5	7	6
2017-18	Ottawa	OHL	65	7	26	33	40	5	2	5	7	2




JAN JENIK

LW

Height: 6'1" Weight: 171 Shoots: Left
 Born: September 15, 2000, Nymburk, Czech Republic
 Drafted: Arizona's 3rd choice (3rd round, 65th overall) in the 2018 Entry Draft

SEASON	TEAM	LEAGUE	REGULAR SEASON					PLAYOFFS				
			GP	G	A	PTS	PIM	GP	G	A	PTS	PIM
2015-16	Bili Tygri Liberec U18	Czech 18	42	16	31	47	26	6	5	6	11	2
2016-17	Bili Tygri Liberec U18	Czech 18	17	14	18	32	73	4	1	5	6	10
	Bili Tygri Liberec U20	Czech 20	28	6	17	23	22	-	-	-	-	-
2017-18	Bili Tygri Liberec U20	Czech 20	7	3	4	7	29	3	2	3	5	2
	Bili Tygri Liberec	Czech	6	0	0	0	4	-	-	-	-	-




ERIK KALLGREN

G

Height: 6'2" Weight: 187 Catches: Left
 Born: October 14, 1996, Stockholm, Sweden
 Drafted: Arizona's 9th choice (7th round, 183rd overall) in the 2015 Entry Draft

SEASON	TEAM	LEAGUE	REGULAR SEASON							PLAYOFFS						
			GP	MIN	GA	SO	SV%	GAA	W-L-OTL	GP	MIN	GA	SO	SV%	GAA	W-L-OTL
2012-13	Linkoping U18	Swe-U18	17	994	35	4	-	2.11	13-3-0	-	-	-	-	-	-	-
	Linkoping Jr.	Swe. Jr.	2	97	4	0	-	2.46	0-2-0	-	-	-	-	-	-	-
2013-14	Linkoping U18	Swe-U18	25	1507	55	4	-	2.19	19-6-0	5	330	11	0	-	2.00	3-2-0
	Linkoping Jr.	Swe. Jr.	2	119	7	0	-	3.53	1/1/0	1	47	5	0	-	6.36	0-1-0
2014-15	Linkoping Jr.	Swe. Jr.	34	2052	60	6	-	1.75	27-7-0	7	428	18	0	-	2.52	5-2-0
	Oskarshamn	Sweden-1	3	145	6	0	.896	2.49	2-1-0	-	-	-	-	-	-	-
2015-16	Oskarshamn IK	Sweden-1	20	1149	53	1	.897	2.77	9-10-0	-	-	-	-	-	-	-
2016-17	Oskarshamn IK	Sweden-1	22	1165	49	1	.912	2.52	11-10-0	-	-	-	-	-	-	-
2017-18	AIK	Sweden-1	28	1659	67	2	.907	2.42	16-11-0	-	-	-	-	-	-	-




MICHAEL KAROW

D

Height: 6'2" Weight: 197 Shoots: Left
 Born: December 18, 1998, Green Bay, Wisconsin
 Drafted: Arizona's 7th choice (5th round, 126th overall) in the 2017 Entry Draft

SEASON	TEAM	LEAGUE	GP	REGULAR SEASON				PLAYOFFS				
				G	A	PTS	PIM	GP	G	A	PTS	PIM
2016-17	Youngstown	USHL	58	4	17	21	39	5	1	2	3	6
2017-18	Boston College	NCAA	34	0	6	6	22	-	-	-	-	-



MAREK LANGHAMER

G

Height: 6'2" Weight: 193 Catches: Left
 Born: July 22, 1994, Moravska Trebova, Czech Republic
 Drafted: Phoenix's 7th choice (7th round, 184th overall) in the 2012 Entry Draft

SEASON	TEAM	LEAGUE	GP	MIN	GA	SO	SV%	GAA	W-L-OTL	PLAYOFFS						
										GP	MIN	GA	SO	SV%	GAA	W-L-OTL
2012-13	Medicine Hat	WHL	30	1450	83	2	.899	3.44	15-12-1	1	38	5	0	.833	7.83	0-0-0
2013-14	Medicine Hat	WHL	40	2392	103	2	.913	2.58	23-14-3	18	1071	42	0	.934	2.35	9-8-1
2014-15	Medicine Hat	WHL	50	2904	136	2	.902	2.81	30-16-3	10	657	25	1	.924	2.28	5-3-2
2015-16	Springfield	AHL	19	1027	65	0	.883	3.80	7-9-2	-	-	-	-	-	-	-
	Rapid City	ECHL	8	484	18	1	.935	2.23	5-2-1	-	-	-	-	-	-	-
2016-17	Arizona	NHL	-	-	-	-	-	-	-	-	-	-	-	-	-	-
	Tucson	AHL	25	1267	71	0	.902	3.36	8-11-2	-	-	-	-	-	-	-
	Rapid City	ECHL	7	419	19	1	.913	2.72	5-2-0	-	-	-	-	-	-	-
2017-18	Arizona	NHL	1	16	1	0	.875	3.87	0-0-0	-	-	-	-	-	-	-
	Brno Kometa	Czech	9	552	18	2	.924	1.96	6-3-0	-	-	-	-	-	-	-
	Tucson	AHL	3	189	5	0	.947	1.59	1-0-1	-	-	-	-	-	-	-
2017-18	Arizona	NHL	1	10	0	0	1.000	0.00	0-0-0	-	-	-	-	-	-	-




LIAM KIRK

C

Height: 6'0" Weight: 161 Shoots: Left
 Born: January 3, 2000, Maltby, Great Britain
 Drafted: Arizona's 9th choice (7th round, 189th overall) in the 2018 Entry Draft

SEASON	TEAM	LEAGUE	GP	REGULAR SEASON				PLAYOFFS				
				G	A	PTS	PIM	GP	G	A	PTS	PIM
2016-17	Sheffield	EIHL	19	0	0	0	2	-	-	-	-	-
	Sheffield	EPIHL	38	20	25	45	12	-	-	-	-	-
2017-18	Sheffield	EIHL	52	9	7	16	6	-	-	-	-	-



IVAN PROSVETOV

G

Height: 6'4" Weight: 165 Catches: Left
 Born: March 5, 1999, Moscow, Russia
 Drafted: Arizona's 5th choice (4th round, 114th overall) in the 2018 Entry Draft

SEASON	TEAM	LEAGUE	REGULAR SEASON							PLAYOFFS						
			GP	MIN	GA	SO	SV%	GAA	W-L-OTL	GP	MIN	GA	SO	SV%	GAA	W-L-OTL
2016-17	Minnesota	NAHL	44	2453	103	0	.928	2.52	21-15-3	-	-	-	-	-	-	-
2017-18	Youngstown	USHL	36	1968	95	0	.913	2.90	19-9-1	-	-	-	-	-	-	-




NATE SCHNARR

C

Height: 6'3" Weight: 180 Shoots: Right
 Born: June 15, 1999, Kitchener, Ontario
 Drafted: Arizona's 4th choice (3rd round, 75th overall) in the 2017 Entry Draft

SEASON	TEAM	LEAGUE	REGULAR SEASON					PLAYOFFS				
			GP	G	A	PTS	PIM	GP	G	A	PTS	PIM
2015-16	Guelph	OHL	6	1	3	4	0	-	-	-	-	-
2016-17	Guelph	OHL	54	18	18	36	27	-	-	-	-	-
2017-18	Guelph	OHL	57	16	23	39	34	6	2	4	6	8




DEAN STEWART

D

Height: 6'3" Weight: 182 Shoots: Right
 Born: June 12, 1998, Portage la Prairie, Manitoba
 Drafted: Arizona's 7th choice (7th round, 188th overall) in the 2016 Entry Draft

SEASON	TEAM	LEAGUE	REGULAR SEASON					PLAYOFFS				
			GP	G	A	PTS	PIM	GP	G	A	PTS	PIM
2014-15	Central Plains Midget AAA	MMHL	21	2	4	6	52	-	-	-	-	-
	Portage	MJHL	33	1	5	6	2	1	0	0	0	2
2015-16	Portage	MJHL	42	8	14	22	28	13	3	10	13	8
2016-17	Nebraska-Omaha	NCAA	29	0	7	7	14	-	-	-	-	-
2017-18	Nebraska-Omaha	NCAA	31	0	5	5	20	-	-	-	-	-



DAVID TENDECK

G

Height: 6'2" Weight: 165 Catches: Right
 Born: November 25, 1999, North Vancouver, British Columbia
 Drafted: Arizona's 8th choice (6th round, 158th overall) in the 2018 Entry Draft

SEASON	TEAM	LEAGUE	REGULAR SEASON							PLAYOFFS						
			GP	MIN	GA	SO	SV%	GAA	W-L-OTL	GP	MIN	GA	SO	SV%	GAA	W-L-OTL
2015-16	Vancouver	WHL	2	83	8	0	.822	5.80	0-1-0	-	-	-	-	-	-	-
2016-17	Vancouver	WHL	22	1118	89	0	.856	4.78	5-14-0	-	-	-	-	-	-	-
2017-18	Vancouver	WHL	48	2745	138	0	.912	3.02	25-16-2	-	-	-	-	-	-	-



ERIK WALLI WALTERHOLM

RW

Height: 6'2" Weight: 185 Shoots: Right
 Born: February 27, 1999, Sollentuna, Sweden
 Drafted: Arizona's 9th choice (7th round, 190th overall) in the 2017 Entry Draft

SEASON	TEAM	LEAGUE	REGULAR SEASON					PLAYOFFS				
			GP	G	A	PTS	PIM	GP	G	A	PTS	PIM
2015-16	SDE HF J18	J18E	31	8	12	20	59	-	-	-	-	-
	SDE HF J20	J20	4	2	1	3	4	-	-	-	-	-
2016-17	SDE HF J18	J18E	20	19	13	32	26	-	-	-	-	-
	Djurgardens J18	J18A	14	8	6	14	16	4	3	1	4	4
	Djurgardens J20	SuperElit	11	1	0	1	10	1	0	0	0	2
2017-18	Djurgardens IF J20	SuperElit	42	18	21	39	64	3	1	3	4	6
	Djurgardens IF	SHL	20	2	0	2	0	-	-	-	-	-



FILIP WESTERLUND

D

Height: 5'11" Weight: 172 Shoots: Right
 Born: April 17, 1999, Harnosand, Sweden
 Drafted: Arizona's 2nd choice (2nd round, 44th overall) in the 2017 Entry Draft

SEASON	TEAM	LEAGUE	REGULAR SEASON					PLAYOFFS				
			GP	G	A	PTS	PIM	GP	G	A	PTS	PIM
2015-16	Frolunda HC J18	J18	21	4	8	12	18	-	-	-	-	-
	Frolunda HC J18	J18A	18	0	4	4	2	6	0	1	1	4
	Frolunda HC J20	SuperElit	3	0	0	0	2	-	-	-	-	-
2016-17	Frolunda HC J18	J18A	0	0	0	0	0	3	0	1	1	0
	Frolunda HC J20	SuperElit	23	1	6	7	8	5	0	1	1	6
	Frolunda HC	SHL	33	0	4	4	6	-	-	-	-	-
2017-18	Frolunda HC J20	SuperElit	24	4	9	13	12	2	1	0	1	0
	Frolunda HC	SHL	19	0	2	2	0	-	-	-	-	-

GOALTENDERS (7)

NO	NAME	P	HT	WT	C	BIRTHPLACE	BIRTHDATE	2017-18 CLUB	GP	MIN	W-L-T	SO	GAA	SV%
1	Miska, Hunter	G	6-1	185	L	Stacy, MN	July 7, 1995	Tucson (AHL)	36	1941	22-9-0	1	2.63	.901
31	Hill, Adin	G	6-6	212	L	Comox, BC	May 11, 1996	Arizona (NHL) Tucson (AHL)	4 36	241 1950	1-3-0 19-11-4	0 5	3.49 2.28	.891 .914
32	Raanta, Antti	G	6-0	184	L	Rauma, FI	May 12, 1989	Arizona (NHL)	47	2600	21-17-6	3	2.24	.930
35	Kuemper, Darcy	G	6-5	209	L	Saskatoon, SK	May 5, 1990	Arizona (NHL) Los Angeles (NHL)	10 19	597 999	2-6-2 10-1-3	1 3	3.22 2.10	.899 .932
40	Tendeck, David	G	6-1	172	R	North Vancouver, BC	Nov. 25, 1999	Vancouver (WHL)	48	2745	25-16-2	3	3.02	.912
50	Prosvetov, Ivan	G	6-5	175	L	Moskva, RU	Mar. 5, 1999	Youngstown (USHL)	36	1968	19-9-1	0	2.90	.913
60	Madsen, Merrick	G	6-5	190	L	Acton, CA	Aug. 22, 1995	Harvard (NCAA)	24	1429	10-10-3	3	2.27	.918

DEFENSEMEN (22)

NO	NAME	POS	HT	WT	S	BIRTHPLACE	BIRTHDATE	2017-18 CLUB	GP	G	A	PTS	PIM
4	Hjalmarsson, Niklas	D	6-3	198	L	Eksjo, SE	June 6, 1987	Arizona (NHL)	48	1	8	9	18
6	Chychrn, Jakob	D	6-2	214	L	Boca Raton, FL	Mar. 31, 1998	Arizona (NHL)	50	4	10	14	16
23	Ekman-Larsson, Oliver	D	6-2	200	L	Karlskrona, SE	July 17, 1991	Arizona (NHL)	82	14	28	42	44
28	Murphy, Trevor	D	5-10	193	L	Windsor, ON	July 17, 1995	Arizona (NHL) Tucson (AHL) Milwaukee (AHL)	8 11 48	1 2 8	2 7 18	3 9 26	0 4 69
33	Goligoski, Alex	D	5-11	176	L	Grand Rapids, MN	July 30, 1985	Arizona (NHL)	78	12	23	35	26
34	Russo, Robbie	D	6-0	192	R	Westmont, IL	Feb. 15, 1993	Grand Rapids (AHL)	75	9	23	32	81
37	Joseph, Pierre-Olivier	D	6-2	168	L	Chambly, QC	July 1, 1999	Charlottetown (QMJHL)	63	13	33	46	59
43	Mermis, Dakota	D	6-0	193	L	Alton, IL	Jan. 5, 1994	Arizona (NHL) Tucson (AHL)	9 59	0 2	0 17	0 19	0 45
44	Connauton, Kevin	D	6-2	205	L	Edmonton, AB	Feb. 23, 1990	Arizona (NHL)	73	11	10	21	20
46	Lyubushkin, Ilya	D	6-2	208	R	Moscow, RU	Apr. 6, 1994	Lokomotiv Yaroslavl (KHL)	50	3	6	9	73
49	Graves, Jacob	D	6-2	190	R	Barrie, ON	Mar. 28, 1995	Cleveland (AHL) Quad City (ECHL)	23 24	3 0	3 4	6 4	29 21
54	Dineen, Cam	D	5-11	183	L	Toms River, NJ	June 19, 1998	North Bay (OHL) Sarnia (OHL)	39 26	11 9	25 19	36 28	10 0
55	Demers, Jason	D	6-1	196	R	Dorval, QC	June 9, 1988	Arizona (NHL)	69	6	14	20	37
59	Smereck, Jalen	D	6-0	190	L	Detroit, MI	Jan. 15, 1997	Flint (OHL) Tucson (AHL) Fort Wayne (ECHL)	46 2 2	10 0 0	24 0 1	34 0 1	54 0 4
61	Mayo, Dysin	D	6-2	189	R	Victoria, BC	Aug. 17, 1996	Tucson (AHL)	66	5	11	16	45
62	Busby, Dennis	D	5-11	187	R	Shanty Bay, ON	Jan. 6, 2000	Flint (OHL)	2	0	0	0	0
75	Capobianco, Kyle	D	6-1	196	L	Mississauga, ON	Aug. 13, 1997	Arizona (NHL) Tucson (AHL)	1 49	0 2	0 28	0 30	0 36
79	Gross, Jordan	D	5-10	190	R	Maple Grove, MN	May 9, 1995	Notre Dame (NCAA) Tucson (AHL)	40 1	10 0	20 2	30 2	26 0
82	Oesterle, Jordan	D	6-0	188	L	Dearborn Heights, MI	June 25, 1992	Chicago (NHL)	55	5	10	15	8
86	Ekman-Larsson, Kevin	D	5-11	181	L	Karlskrona, SE	Jan. 26, 1995	Tucson (AHL)	25	0	2	2	4
91	Bahl, Kevin	D	6-6	216	L	New Westminster, BC	June 27, 2000	Ottawa (OHL)	58	1	17	18	76
92	Hoefenmayer, Noel	D	6-0	190	L	North York, ON	Jan. 6, 1999	Ottawa (OHL)	65	7	26	33	40

FORWARDS (34)

NO	NAME	POS	HT	WT	S	BIRTHPLACE	BIRTHDATE	2017-18 CLUB	GP	G	A	PTS	PIM
9	Keller, Clayton	LW	5-10	170	L	Chesterfield, MO	July 29, 1998	Arizona (NHL)	82	23	42	65	24
11	Perlini, Brendan	LW	6-3	218	L	Guildford, GBR	Apr. 27, 1996	Arizona (NHL)	74	17	13	30	28
12	Dauphin, Laurent	C	6-1	180	L	Repentigny, QC	Mar. 27, 1995	Arizona (NHL)	2	0	0	0	2
								Tucson (AHL)	17	5	10	15	43
								Rockford (AHL)	33	4	10	14	23
13	Hinostroza, Vinnie	RW	5-9	169	R	Chicago, IL	Apr. 3, 1994	Chicago (NHL)	50	7	18	25	10
14	Panik, Richard	LW	6-2	197	L	Martin, SV	Feb. 7, 1991	Arizona (NHL)	35	8	11	19	12
								Chicago (NHL)	37	6	10	16	26
15	Richardson, Brad	C	6-0	189	L	Belleville, ON	Feb. 4, 1985	Arizona (NHL)	76	3	12	15	45
17	Galchenyuk, Alex	C	6-1	207	L	Milwaukee, WI	Feb. 12, 1994	Montreal (NHL)	82	19	32	51	22
18	Dvorak, Christian	C	6-1	204	L	Palos, IL	Feb. 2, 1996	Arizona (NHL)	78	15	22	37	22
20	Strome, Dylan	C	6-3	199	L	Mississauga, ON	Mar. 7, 1997	Arizona (NHL)	21	4	5	9	8
								Tucson (AHL)	50	22	31	53	28
21	Stepan, Derek	C	6-0	192	R	Hastings, MN	June 18, 1990	Arizona (NHL)	82	14	42	56	26
22	Hayton, Barrett	C	6-1	190	L	Peterborough, ON	June 9, 2000	Sault Ste. Marie (OHL)	63	21	39	60	32
24	Fasching, Hudson	RW	6-3	208	R	Milwaukee, WI	July 28, 1995	Buffalo (NHL)	5	0	0	0	2
								Rochester (AHL)	69	12	18	30	40
25	Cousins, Nick	C	5-11	182	L	Belleville, ON	July 20, 1993	Arizona (NHL)	71	12	7	19	31
29	Kempe, Mario	RW	6-0	186	L	Kramfors, SE	Sept. 19, 1988	Arizona (NHL)	18	2	2	4	4
								Tucson (AHL)	47	18	19	37	22
36	Fischer, Christian	RW	6-2	211	R	Chicago, IL	Apr. 15, 1997	Arizona (NHL)	79	15	18	33	14
38	Merkley, Nick	RW	5-10	194	R	Calgary, AB	May 23, 1997	Arizona (NHL)	1	0	0	0	2
								Tucson (AHL)	38	18	21	39	22
40	Grabner, Michael	LW	6-1	185	L	Villach, AU	Oct. 5, 1987	New Jersey (NHL)	21	2	3	5	4
								NY Rangers (NHL)	59	25	6	31	12
42	Ullstrom, David	C	6-4	194	L	Jonkoping, SE	Apr. 22, 1989	HV71 (SHL)	47	6	24	30	26
45	Archibald, Josh	RW	5-10	178	R	Regina, SK	Oct. 6, 1992	Arizona (NHL)	39	5	6	11	25
								Pittsburgh (NHL)	3	0	0	0	0
								Wilkes-Barre/Scranton (AHL)	6	1	2	3	4
47	Helewka, Adam	LW	6-2	205	L	Burnaby, BC	July 21, 1995	San Jose (AHL)	63	9	29	38	29
52	Steenbergen, Tyler	LW	5-10	187	L	Sylvan Lake, AB	Jan. 7, 1998	Swift Current (WHL)	56	47	55	102	44
56	Klima, Kevin	LW	5-10	170	L	Tampa, FL	June 5, 1997	Chicoutimi (QMJHL)	68	39	47	86	54
58	Bunting, Michael	LW	5-11	193	L	Scarborough, ON	Sept. 17, 1995	Tucson (AHL)	67	23	20	43	46
64	Kirk, Liam	C	6-1	162	L	Rotherham, GBR	Jan. 3, 2000	Sheffield (EIHL)	52	9	7	16	6
65	Cheek, Trevor	C	6-2	205	L	Beverly Hills, CA	Dec. 29, 1992	Tucson (AHL)	27	4	6	10	21
								Fort Wayne (ECHL)	20	9	11	20	14
67	Crouse, Lawson	LW	6-4	216	L	Mt. Brydges, ON	June 23, 1997	Arizona (NHL)	11	1	0	1	7
								Tucson (AHL)	56	15	17	32	70
68	Klima, Kelly	RW	5-10	170	R	Tampa, FL	June 5, 1997	Chicoutimi (QMJHL)	58	18	18	36	72
73	Jenik, Jan	RW	6-1	172	L	Nymburk, CZ	Sept. 15, 2000	HC Benátky nad Jizerou (Czech 2)	30	4	7	11	67
								Bili Tygri Liberec U20 (Czech U20)	7	3	4	7	29
								Bili Tygri Liberec (Czech)	6	0	0	0	4
76	Schnarr, Nate	C	6-3	181	R	Kitchener, ON	June 15, 1999	Guelph (OHL)	57	16	23	39	34
80	Burke, Brayden	LW	5-10	165	L	Edmonton, AB	Jan. 1, 1997	Moose Jaw (WHL)	61	31	82	113	45
81	Looke, Jens	RW	6-1	181	R	Gavle, SE	Apr. 11, 1997	Tucson (AHL)	59	6	11	17	10
83	Garland, Conor	RW	5-10	165	R	Scituate, MA	Mar. 11, 1996	Tucson (AHL)	55	8	19	27	40
93	Pederson, Lane	C	6-0	190	R	Saskatoon, SK	Aug. 4, 1997	Tucson (AHL)	63	12	14	26	18
96	Gennaro, Matteo	C	6-3	198	L	St. Albert, AB	Mar. 30, 1997	Swift Current (WHL)	45	28	26	54	44
								Calgary (WHL)	22	14	11	25	22

2018 NHL ENTRY DRAFT SELECTIONS



RND	OVERALL	PLAYER	POS	HEIGHT	WEIGHT	TEAM (LEAGUE)
1	5	Barrett Hayton	C	6-1	190	Sault Ste. Marie (OHL)
2	55	Kevin Bahl	D	6-6	216	Ottawa (OHL)
3	65	Jan Jenik	LW	6-1	171	Liberec (Czech)
3	73	Ty Emberson	D	6-0	200	USNTDP (USHL)
4	114	Ivan Prosvetov	G	6-4	165	Minnesota (NAHL)
5	142	Michael Callahan	D	6-2	196	Youngstown (USHL)
5	145	Dennis Busby	D	5-11	187	Flint (OHL)
6	158	David Tendeck	G	6-2	165	Vancouver (WHL)
7	189	Liam Kirk	C	6-0	161	Sheffield (EIHL)

Tucson Roadrunners



STAFF DIRECTORY

Kelsen Adeni	Account Executive, Ticket Sales	Mark Iralson	Director, Marketing and Game Operations
Ryan Andrus	Assistant Equipment Manager	Natasha Ivanov	Account Executive, Group Sales
Chandler Atkins	Roadrunners Give Back / Executive Services	Tyler Kern	Manager of Fan Development and Amateur Hockey
Adam Banko	Director of Ticket Sales	Alexander Kinkopf	Manager of Digital Operations
Eric Bechtol	Equipment Manager	Amy Koeller	Director of Production/Content Marketing
Todd Daniels	Head Athletic Trainer	Brady Morgan	Video Coach, Team Services
Adrian Denny	Director of Communications and Broadcasting	Tyler Novy	Account Executive, Group Sales
Julie Edwards	Manager of Ticket Sales and Service	Colin Odishoo	Account Executive, Group Sales
Jordan Ellis	Assistant Athletic Trainer	Corey Reidy	Manager of Corporate Sales
Zack Erlick	Ticket Service Coordinator	Walt Ruff	Manager of Media Relations
Matt Harder	Assistant Athletic Trainer, Head Strength Coach	Jake Snyder	Ticket Sales Representative
Keith Hayes	Ticket Sales Representative	Lee Spradling	Senior Account Executive, Ticket Sales
Bob Hoffman	President	Brittany Tonnemacher	Coordinator of Corporate Services





2018-19 REGULAR SEASON SCHEDULE

GAME	DAY	DATE	OPPONENT	TIME (AZ)	GAME	DAY	DATE	OPPONENT	TIME (AZ)
1	SATURDAY	OCTOBER 6	VS. SAN DIEGO GULLS	7:05 PM	41	FRIDAY	FEBRUARY 1	VS. COLORADO EAGLES	7:05 PM
2	FRIDAY	OCTOBER 12	AT SAN DIEGO GULLS	7:00 PM	42	SATURDAY	FEBRUARY 2	VS. COLORADO EAGLES	7:05 PM
3	SATURDAY	OCTOBER 13	AT BAKERSFIELD CONDORS	7:00 PM	43	FRIDAY	FEBRUARY 8	AT ROCKFORD ICEFROGS	6:00 PM
4	MONDAY	OCTOBER 15	AT SAN JOSE BARRACUDA	7:00 PM	44	SATURDAY	FEBRUARY 9	AT ROCKFORD ICEHOGS	5:00 PM
5	FRIDAY	OCTOBER 19	VS. ROCKFORD ICEHOGS	7:05 PM	45	TUESDAY	FEBRUARY 12	AT SAN JOSE BARRACUDA	8:00 PM
6	SATURDAY	OCTOBER 20	VS. ROCKFORD ICEHOGS	7:05 PM	46	FRIDAY	FEBRUARY 15	AT TEXAS STARS	6:00 PM
7	FRIDAY	OCTOBER 26	AT ONTARIO REIGN	7:00 PM	47	SATURDAY	FEBRUARY 16	AT TEXAS STARS	6:00 PM
8	SATURDAY	OCTOBER 27	AT SAN DIEGO GULLS	7:00 PM	48	WEDNESDAY	FEBRUARY 20	AT SAN DIEGO GULLS	8:00 PM
9	FRIDAY	NOVEMBER 2	AT COLORADO EAGLES	6:05 PM	49	SATURDAY	FEBRUARY 23	VS. BAKERSFIELD CONDORS	7:05 PM
10	SATURDAY	NOVEMBER 3	AT COLORADO EAGLES	6:05 PM	50	MONDAY	FEBRUARY 25	VS. BAKERSFIELD CONDORS	7:05 PM
11	WEDNESDAY	NOVEMBER 7	VS. SAN DIEGO GULLS	7:05 PM	51	SATURDAY	MARCH 2	AT COLORADO EAGLES	7:05 PM
12	FRIDAY	NOVEMBER 9	VS. SAN JOSE BARRACUDA	7:05 PM	52	SUNDAY	MARCH 3	AT COLORADO EAGLES	7:05 PM
13	SATURDAY	NOVEMBER 10	VS. SAN JOSE BARRACUDA	7:05 PM	53	FRIDAY	MARCH 8	VS. ONTARIO REIGN	7:05 PM
14	FRIDAY	NOVEMBER 16	AT STOCKTON HEAT	8:00 PM	54	SATURDAY	MARCH 9	VS. ONTARIO REIGN	7:05 PM
15	TUESDAY	NOVEMBER 20	VS. STOCKTON HEAT	7:05 PM	55	FRIDAY	MARCH 15	AT STOCKTON HEAT	7:00 PM
16	WEDNESDAY	NOVEMBER 21	VS. STOCKTON HEAT	7:05 PM	56	SATURDAY	MARCH 16	AT STOCKTON HEAT	6:00 PM
17	SATURDAY	NOVEMBER 24	AT BAKERSFIELD CONDORS	8:00 PM	57	TUESDAY	MARCH 19	VS. IOWA WILD	7:05 PM
18	SUNDAY	NOVEMBER 25	AT ONTARIO REIGN	4:00 PM	58	WEDNESDAY	MARCH 20	VS. IOWA WILD	7:05 PM
19	SUNDAY	DECEMBER 2	AT ONTARIO REIGN	4:00 PM	59	SATURDAY	MARCH 23	VS. SAN JOSE BARRACUDA	7:05 PM
20	WEDNESDAY	DECEMBER 5	AT SAN DIEGO GULLS	8:00 PM	60	SUNDAY	MARCH 24	VS. SAN JOSE BARRACUDA	4:05 PM
21	FRIDAY	DECEMBER 7	VS. ONTARIO REIGN	7:05 PM	61	FRIDAY	MARCH 29	VS. COLORADO EAGLES	7:05 PM
22	SATURDAY	DECEMBER 8	VS. ONTARIO REIGN	7:05 PM	62	SATURDAY	MARCH 30	VS. COLORADO EAGLES	7:05 PM
23	TUESDAY	DECEMBER 11	VS. COLORADO EAGLES	7:05 PM	63	TUESDAY	APRIL 2	AT IOWA WILD	5:00 PM
24	WEDNESDAY	DECEMBER 12	VS. COLORADO EAGLES	7:05 PM	64	WEDNESDAY	APRIL 3	AT IOWA WILD	5:00 PM
25	SATURDAY	DECEMBER 15	AT CHICAGO WOLVES	6:00 PM	65	SUNDAY	APRIL 7	AT ONTARIO REIGN	3:00 PM
26	SUNDAY	DECEMBER 16	AT CHICAGO WOLVES	2:00 PM	66	WEDNESDAY	APRIL 10	AT BAKERSFIELD CONDORS	6:30 PM
27	FRIDAY	DECEMBER 21	AT SAN JOSE BARRACUDA	8:00 PM	67	FRIDAY	APRIL 12	VS. SAN DIEGO GULLS	7:05 PM
28	SATURDAY	DECEMBER 22	AT SAN JOSE BARRACUDA	7:00 PM	68	SATURDAY	APRIL 13	VS. SAN DIEGO GULLS	7:05 PM
29	FRIDAY	DECEMBER 28	VS. STOCKTON HEAT	7:05 PM					
30	SATURDAY	DECEMBER 29	VS. STOCKTON HEAT	7:05 PM					
31	FRIDAY	JANUARY 4	AT STOCKTON HEAT	8:00 PM					
32	SATURDAY	JANUARY 5	AT BAKERSFIELD CONDORS	8:00 PM					
33	FRIDAY	JANUARY 11	VS. CHICAGO WOLVES	7:05 PM					
34	SATURDAY	JANUARY 12	VS. CHICAGO WOLVES	7:05 PM					
35	FRIDAY	JANUARY 18	AT COLORADO EAGLES	7:05 PM					
36	SATURDAY	JANUARY 19	AT COLORADO EAGLES	7:05 PM					
37	MONDAY	JANUARY 21	VS. TEXAS STARS	4:05 PM					
38	WEDNESDAY	JANUARY 23	VS. TEXAS STARS	7:05 PM					
39	FRIDAY	JANUARY 25	VS. BAKERSFIELD CONDORS	7:05 PM					
40	SATURDAY	JANUARY 26	VS. BAKERSFIELD CONDORS	3:05 PM					



866-774-6253
TUCSONROADRUNNERS.COM

TUCSON ROADRUNNERS COACHING STAFF



Jay Varady
Head Coach

Jay Varady enters his first season as head coach of the Roadrunners.

He joins the Coyotes organization from the Kingston Frontenacs of the Ontario Hockey League (OHL) where he led Kingston to a record of 36-23-6-3 in his first season as the team's head coach. He also guided the Frontenacs to a 9-7 playoff record, losing to the Hamilton Bulldogs in the OHL's Eastern Conference Championship.

Prior to coaching Kingston, Varady served four seasons as the head coach of the Sioux City Musketeers of the USHL, posting an impressive 136-88-0-16 record. Varady led his club to the postseason in three of four seasons and won the Anderson Cup, the regular season title in 2016-17. He also led Sioux City to the league finals in 2017.

Varady previously coached two seasons (2011-2013) with Ducs d'Angers in France and helped the team win the 2013 regular season title and make an appearance in the league finals.

The Cahokia, IL native joined Angers after seven years with the Everett Silvertips of the Western Hockey League where he was an associate coach for three seasons (2007-2010) and an assistant coach for four seasons (2003-2007).

Varady has also served several stints with Team USA. In 2014 and 2016, he coached the American team to the gold medal in the World Junior A Challenge. He won a silver medal at the Hlinka Tournament with Team USA in 2011 and was part of the coaching staff that won gold at the 2010 World Junior Championships in Saskatoon.



John Slaney
Assistant Coach

John Slaney enters his second season as an assistant coach in Tucson and his eighth with the Coyotes organization. Slaney previously spent two seasons as an assistant coach with Arizona and four seasons as an assistant coach with the Portland Pirates (AHL). He started with the Pirates in 2011-12 after finishing his playing career with Plzen HC (Czech) following the 2010-11 season.

Leaving his mark as one of the best defensemen in AHL history, Slaney began his coaching career with a wealth of accolades. He was a two-time recipient of the Eddie Shore Award (given annually to the AHL's top defenseman) with the Philadelphia Phantoms in the 2000-01 and 2001-02 seasons, and also won a Calder Cup championship with the Phantoms in 2005.

He was inducted into the Wilkes-Barre/Scranton Penguins Hall of Fame in 2016. A member of the Penguins inaugural team, Slaney appeared in 89 games with Wilkes-Barre/Scranton during parts of two seasons (1999-2001), recording 42-68-110 points.

Slaney became the AHL's all-time leading scorer as a defenseman in 2005-06 until his mark (519 career points) was surpassed by Oklahoma City's Bryan Helmer. Slaney also played in 29 games and posted 14-13-27 for Portland during the 1993-94 Calder Cup championship season.

During his career in the NHL, Slaney totaled 91 points (22-69-91) in 268 games with the Washington Capitals (1993-95), Colorado Avalanche (1995-96), Los Angeles Kings (1995-97), Phoenix Coyotes (1997-98), Nashville Predators (1998-99), Pittsburgh Penguins (1999-00), and Philadelphia Flyers (2001-02; 2003-04). Slaney also skated in 14 games for the Capitals (1993-94), Penguins (1999-00), and Flyers (2001-02) during the Stanley Cup Playoffs where he netted two goals and registered an assist.

The 46-year-old native of St. John's, Newfoundland was originally drafted by Washington in the first round (ninth overall) of the 1990 NHL Entry Draft.

He and his wife, Brenda, have a son, Tyler, and daughter, Julia.



Steve Potvin
Assistant Coach

Steve Potvin enters his second season with the Roadrunners as an assistant coach. He previously served as the Coyotes' skills coach in 2016-17.

As the organization's skills coach, Potvin focused on player assessment and individual skill improvement with players at both the NHL and AHL levels.

Potvin joined the Coyotes after a professional career that included 478 professional American Hockey League (AHL) and top European league games.

The former forward registered 31-44-75 in 158 career AHL contests. Potvin collected 133 goals and 184 assists in 350 games over 10 seasons in Europe.

Steve and his wife, Nada, have three children: Max (15), Nash (12) and Eliana (9).

AHL 2017-18 FINAL STANDINGS

EASTERN CONFERENCE

Atlantic Division

	GP	W	L	OTL	SOL	PTS	PCT	ROW	GF	GA
1 y - Lehigh Valley Phantoms	76	47	19	5	5	104	0.684	44	260	218
2 x - Wilkes-Barre/Scranton Penguins	76	45	22	6	3	99	0.651	41	252	223
3 x - Charlotte Checkers	76	46	26	1	3	96	0.632	46	262	212
4 x - Providence Bruins	76	45	26	3	2	95	0.625	39	231	187
5 Bridgeport Sound Tigers	76	36	32	5	3	80	0.526	33	206	214
6 Hartford Wolf Pack	76	34	33	6	3	77	0.507	25	208	252
7 Springfield Thunderbirds	76	32	37	5	2	71	0.467	30	210	233
8 Hershey Bears	76	30	37	4	5	69	0.454	28	201	249

North Division

	GP	W	L	OTL	SOL	PTS	PCT	ROW	GF	GA
1 y - Toronto Marlies	76	54	18	2	2	112	0.737	52	254	170
2 x - Syracuse Crunch	76	46	22	3	5	100	0.658	43	234	189
3 x - Rochester Americans	76	37	22	11	6	91	0.599	34	234	221
4 x - Utica Comets	76	38	26	8	4	88	0.579	32	211	216
5 Binghamton Devils	76	25	38	9	4	63	0.414	23	193	247
6 Belleville Senators	76	29	42	2	3	63	0.414	23	194	266
7 Laval Rocket	76	24	42	7	3	58	0.382	23	206	281

x = Clinched Playoff Berth
y = Clinched Division

WESTERN CONFERENCE

Central Division

	GP	W	L	OTL	SOL	PTS	PCT	ROW	GF	GA
1 y - Chicago Wolves	76	42	23	7	4	95	0.625	39	244	208
2 x - Grand Rapids Griffins	76	42	25	2	7	93	0.612	36	237	210
3 x - Manitoba Moose	76	42	26	4	4	92	0.605	41	253	198
4 x - Rockford IceHogs	76	40	28	4	4	88	0.579	34	239	234
5 Iowa Wild	76	33	27	10	6	82	0.539	32	232	246
6 Milwaukee Admirals	76	38	32	4	2	82	0.539	27	216	235
7 Cleveland Monsters	76	25	41	7	3	60	0.395	23	190	258

Pacific Division

	GP	W	L	OTL	SOL	PTS	PCT	ROW	GF	GA
1 y - Tucson Roadrunners	68	42	20	5	1	90	0.662	41	214	173
2 x - Texas Stars	76	38	24	8	6	90	0.592	35	223	231
3 x - Ontario Reign	68	36	25	4	3	79	0.581	35	200	194
4 x - San Jose Barracuda	68	34	26	4	4	76	0.559	33	186	198
5 San Diego Gulls	68	36	28	3	1	76	0.559	32	202	197
6 Stockton Heat	68	34	28	2	4	74	0.544	32	211	204
7 Bakersfield Condors	68	31	27	9	1	72	0.529	28	188	206
8 San Antonio Rampage	76	35	31	10	0	80	0.526	29	198	219

AHL SCORING LEADERS

PLAYER	TEAM	GP	G	A	PTS
Chris Terry	Laval Rockets	62	32	39	71
Phil Varone	Lehigh Valley Phantoms	74	23	47	70
Austin Czarnik	Providence Bruins	64	25	44	69
Mason Appleton	Manitoba Moose	76	22	44	66
Daniel Sprong	Wilkes-Barre/Scranton Penguins	65	32	33	65
Teemu Pulkkinen	Chicago Wolves	75	29	36	65
Ben Street	Grand Rapids Griffins	73	21	44	65
Eric Tangradi	Grand Rapids Griffins	74	31	33	64
Cal O'Reilly	Iowa Wild	75	15	49	64
Curtis Valk	Springfield Thunderbirds	73	20	42	62
Sam Anas	Iowa Wild	70	26	35	61
Carter Camper	Tucson Roadrunners	68	16	45	61
Travis Morin	Texas Stars	75	10	51	61
T.J. Tynan	Chicago Wolves	70	15	45	60



GOALTENDING LEADERS

GOALIE	TEAM	GP	MIN	SA	SVS	GA	SO	GAA	SV%	W	L	OT
Garrett Sparks	Toronto Marlies	43	2507:04	1181	1106	43	6	1.79	.936	31	9	2
Jordan Binnington	Providence Bruins	28	1605:53	744	689	55	1	2.05	.926	17	9	1
Michael Hutchinson	Manitoba Moose	26	1560:32	831	777	54	2	2.08	.935	17	5	4
Eddie Pasquale	Syracuse Crunch	31	1782:18	842	777	65	2	2.19	.923	16	6	7
Adin Hill	Tucson Roadrunners	36	1949:57	863	789	74	5	2.28	.914	19	11	4
Harri Sateri	Springfield Thunderbirds	29	1669:43	878	814	64	4	2.30	.927	14	9	3
Calvin Pickard	Toronto Marlies	33	1923:10	901	827	74	1	2.31	.918	21	9	2
Connor Ingram	Syracuse Crunch	35	1983:03	891	814	77	4	2.33	.914	20	11	2
Kasimir Kakisuo	Chicago Wolves	29	1672:34	772	707	65	2	2.33	.916	14	13	2
Antoine Bibeau	San Jose Barracuda	43	2405:35	1173	1078	95	5	2.37	.919	23	14	4

TUCSON 2017-18 SCORING SUMMARY

NAME	POS	TEAM	GP	G	A	PTS	+/-	PIM	PPG	SHG
Carter Camper	C	TOT	68	16	45	61	-16	14	7	0
	C	CLE	53	13	29	42	-22	10	6	0
	C	TUC	15	3	16	19	6	4	1	0
Dylan Strome	C	TUC	50	22	31	53	8	28	9	0
Mike Siso	RW	TUC	68	23	24	47	2	28	8	1
Michael Bunting	LW	TUC	67	23	20	43	21	45	4	0
Nick Merkley	RW	TUC	38	18	21	39	6	22	11	1
Mario Kempe	RW	TUC	47	18	19	37	7	22	6	0
Trevor Murphy (total)	D	TUC	59	10	25	35	2	73	1	0
	D	MIL	48	8	18	26	-1	69	1	1
	D	TUC	11	2	7	9	3	4	0	0
Lawson Crouse	LW	TUC	56	15	17	32	3	70	5	1
Kyle Capobianco	D	TUC	49	2	28	30	9	36	1	0
Laurent Dauphin (total)	C	TUC	50	9	20	29	-1	66	0	0
	C	RFD	33	4	10	14	-6	23	3	0
	C	TUC	17	5	10	15	5	43	2	0
Conor Garland	RW	TUC	55	8	19	27	8	40	4	0
Lane Pederson	F	TUC	63	12	14	26	3	18	2	0
Tye McGinn (total)	LW	TUC	55	10	13	23	0	72	2	0
	LW	SYR	11	2	3	5	1	29	1	0
	LW	TUC	44	8	10	18	-1	43	1	0
Tyler Gaudet	C	TUC	48	11	11	22	5	34	0	0
Joel Hanley	D	TUC	52	2	18	20	30	31	0	0
Kyle Wood	D	TUC	49	3	16	19	12	16	0	0
Dakota Mermis	D	TUC	59	2	17	19	5	45	0	1
Jens Looke	RW	TUC	59	6	11	17	11	10	2	0
Dysin Mayo	D	TUC	66	5	11	16	7	45	0	0
Ryan MacInnis	C	TUC	59	6	8	14	3	22	1	0
P.C. Labrie (total)	LW	TUC	58	6	7	13	-14	66	0	0
	LW	MIL	50	5	7	12	-14	57	0	0
	LW	TUC	8	1	0	1	0	9	0	0
Trevor Cheek	LW	TUC	27	4	6	10	5	21	0	1
Michael Latta	C	TUC	20	2	6	8	4	17	0	0
Andrew Campbell	D	TUC	60	2	4	6	7	44	0	0
Emerson Etem	RW	TUC	16	4	1	5	-3	8	0	0
Adam Clendening	D	TUC	21	1	4	5	2	40	0	0
Derek Army (total)	C	TUC	24	1	4	5	-2	15	0	0
	C	MIL	22	1	4	5	-2	15	0	0
	C	TUC	2	0	0	0	0	0	0	0
Jordan Maletta (total)	C	TUC	29	0	4	4	1	32	0	0
	C	CLE	28	0	4	4	1	32	0	0
	C	TUC	1	0	0	0	0	0	0	0
Zac Larraza	LW	TUC	11	2	1	3	2	0	0	0
John Ramage	D	TUC	12	2	1	3	0	16	0	0
Adin Hill	G	TUC	36	0	3	3	0	4	0	0
Scott Allen	LW	TUC	5	1	1	2	-1	2	0	0
Jordan Gross	D	TUC	1	0	2	2	1	0	0	0
Ryan Kujawinski	C	TUC	19	0	2	2	5	4	0	0
Kevin Ekman-Larsson	D	TUC	25	0	2	2	3	4	0	0
Artur Tyanulin	RW	TUC	8	0	1	1	1	0	0	0
Daniel Maggio	RW	TUC	13	0	1	1	0	16	0	0
Michael Houser	G	TUC	1	0	0	0	0	0	0	0
T.J. Melancon	D	TUC	1	0	0	0	-1	0	0	0
Jalen Smereck	D	TUC	2	0	0	0	0	0	0	0
Marek Langhamer	G	TUC	3	0	0	0	0	0	0	0
Sean Maguire	G	TUC	4	0	0	0	0	0	0	0
Hunter Miska	G	TUC	36	0	0	0	0	0	0	0

GOALTENDING

Name	Team	GP	MIN	GA	SO	GAA	W	L	SOL	SVS	SA	SAV%
Michael Houser	TUC	1	9:24	0	0	0.00	0	0	0	1	1	1.000
Marek Langhamer	TUC	3	189:04	5	0	1.59	1	0	2	90	95	.947
Adin Hill	TUC	36	1949:57	74	5	2.28	19	11	4	789	863	.914
Hunter Miska	TUC	36	1941:18	85	1	2.63	22	9	0	771	856	.901



NORFOLK ADMIRALS HOCKEY CLUB DIRECTORY

201 E. Brambleton Ave., Norfolk, VA, 23510
 Tel: 757-640-1212 Fax: 757-622-0552 PR Fax 757-622-0552
 Email: admiralsinfo@norfolkadmirals.com PR Email: Isaac@norfolkadmirals.com
 www.norfolkadmirals.com
 Twitter: @norfolkadmirals – Facebook.com/NorfolkAdmirals – Instagram: @norfolkadmirals

Business Operations

Trent Ferguson President/Chief Revenue Officer
 Brooke Cranor VP of Operations (brooke@norfolkAdmirals.com)
 Paul Brabant Director of Business Affairs (paulb@norfolkadmirals.com)
 Matt Trichon Director of Ticket Sales (mtrichon@norfolkadmirals.com)
 Christina Woods Director of Community Development (cwoods@norfolkadmirals.com)
 Dennis McEwen Corporate Partnerships Manager (dmcewen@norfolkadmirals.com)
 Casey O'Donovan Ticket Services Manager (casey@norfolkadmirals.com)
 Sabrena Hirst Fan Engagement Executive (shirst@norfolkadmirals.com)
 Sami Hamad Sales Manager (sami@norfolkadmirals.com)
 Shelby Cohen Account Executive (scohen@norfolkadmirals.com)
 Karl Lowe Account Executive (klowe@norfolkadmirals.com)

Hockey Operations

Robbie Ftorek Head Coach
 Peter Sidorkiewicz Assistant Coach
 Jim Chesnut Equipment Manager

Date	Away Team	Home Team	Game Time	Date	Away Team	Home Team	Game Time
Oct. 13	Wheeling	Norfolk	7:00 pm EDT	Jan. 9	Orlando	Norfolk	7:00 pm EST
Oct. 19	Norfolk	Florida	7:30 pm EDT	Jan. 11	Orlando	Norfolk	7:00 pm EST
Oct. 20	Norfolk	Florida	7:00 pm EDT	Jan. 12	Orlando	Norfolk	7:00 pm EST
Oct. 24	South Carolina	Norfolk	7:00 pm EDT	Jan. 16	Jacksonville	Norfolk	7:00 pm EST
Oct. 26	South Carolina	Norfolk	7:00 pm EDT	Jan. 18	Jacksonville	Norfolk	7:00 pm EST
Oct. 27	South Carolina	Norfolk	7:00 pm EDT	Jan. 19	Jacksonville	Norfolk	7:00 pm EST
Oct. 31	Greenville	Norfolk	7:00 pm EDT	Jan. 25	Norfolk	Greenville	7:00 pm EST
Nov. 2	Norfolk	Atlanta	7:35 pm EDT	Jan. 26	Norfolk	South Carolina	7:05 pm EST
Nov. 4	Norfolk	Atlanta	3:05 pm EST	Feb. 1	Norfolk	Jacksonville	7:30 pm EST
Nov. 6	Norfolk	Greenville	7:00 pm EST	Feb. 2	Norfolk	Jacksonville	7:00 pm EST
Nov. 9	Atlanta	Norfolk	7:00 pm EST	Feb. 6	Reading	Norfolk	7:00 pm EST
Nov. 10	Atlanta	Norfolk	7:00 pm EST	Feb. 8	Reading	Norfolk	7:00 pm EST
Nov. 12	Norfolk	Jacksonville	TBD	Feb. 9	Atlanta	Norfolk	7:00 pm EST
Nov. 15	Norfolk	Greenville	7:00 pm EST	Feb. 13	South Carolina	Norfolk	7:00 pm EST
Nov. 16	Norfolk	Atlanta	7:35 pm EST	Feb. 15	Maine	Norfolk	7:00 pm EST
Nov. 21	Florida	Norfolk	7:00 pm EST	Feb. 16	Maine	Norfolk	7:00 pm EST
Nov. 23	Florida	Norfolk	7:00 pm EST	Feb. 19	Norfolk	South Carolina	7:05 pm EST
Nov. 24	Florida	Norfolk	7:00 pm EST	Feb. 21	Norfolk	Orlando	7:00 pm EST
Nov. 28	Norfolk	Greenville	7:00 pm EST	Feb. 23	Norfolk	Jacksonville	7:00 pm EST
Dec. 1	Norfolk	Orlando	7:00 pm EST	Feb. 24	Norfolk	Jacksonville	3:00 pm EST
Dec. 2	Norfolk	Orlando	1:30 pm EST	Mar. 1	Reading	Norfolk	7:00 pm EST
Dec. 5	Manchester	Norfolk	7:00 pm EST	Mar. 2	Reading	Norfolk	7:00 pm EST
Dec. 7	Manchester	Norfolk	7:00 pm EST	Mar. 6	Norfolk	Maine	7:00 pm EST
Dec. 8	Manchester	Norfolk	7:00 pm EST	Mar. 9	Norfolk	Worcester	7:05 pm EST
Dec. 13	Norfolk	Cincinnati	7:35 pm EST	Mar. 10	Norfolk	Manchester	3:00 pm EDT
Dec. 14	Norfolk	Toledo	7:15 pm EST	Mar. 15	Norfolk	South Carolina	7:05 pm EDT
Dec. 15	Norfolk	Wheeling	7:05 pm EST	Mar. 17	Norfolk	Atlanta	3:05 pm EDT
Dec. 19	Wheeling	Norfolk	7:00 pm EST	Mar. 20	Jacksonville	Norfolk	7:00 pm EDT
Dec. 21	Wheeling	Norfolk	7:00 pm EST	Mar. 22	Jacksonville	Norfolk	7:00 pm EDT
Dec. 22	Wheeling	Norfolk	7:00 pm EST	Mar. 23	Jacksonville	Norfolk	7:00 pm EDT
Dec. 28	Norfolk	South Carolina	7:05 pm EST	Mar. 27	Norfolk	Florida	7:30 pm EDT
Dec. 29	Norfolk	Atlanta	7:35 pm EST	Mar. 29	Norfolk	Florida	7:30 pm EDT
Dec. 30	Norfolk	Atlanta	3:05 pm EST	Mar. 30	Norfolk	Florida	7:00 pm EDT
Jan. 4	Norfolk	Reading	7:00 pm EST	Apr. 3	Greenville	Norfolk	7:00 pm EDT
Jan. 5	Norfolk	Adirondack	7:00 pm EST	Apr. 5	Greenville	Norfolk	7:00 pm EDT
Jan. 6	Norfolk	Manchester	3:00 pm EST	Apr. 6	Greenville	Norfolk	7:00 pm EDT

YEAR IN REVIEW



EASTERN CONFERENCE

ATLANTIC DIVISION

	GP	W	L	OT	PTS	ROW	GF	GA	
1	z-TAMPA BAY	82	54	23	5	113	48	296	236
2	x-BOSTON	82	50	20	12	112	47	270	214
3	x-TORONTO	82	49	26	7	105	42	277	232
4	FLORIDA	82	44	30	8	96	41	248	246
5	DETROIT	82	30	39	13	73	25	217	255
6	MONTREAL	82	29	40	13	71	27	209	264
7	OTTAWA	82	28	43	11	67	26	221	291
8	BUFFALO	82	25	45	12	62	24	199	280

METROPOLITAN DIVISION

	GP	W	L	OT	PTS	ROW	GF	GA	
1	y-WASHINGTON	82	49	26	7	105	46	259	239
2	x-PITTSBURGH	82	47	29	6	100	45	272	250
3	x-PHILADELPHIA	82	42	26	14	98	40	251	243
4	x-COLUMBUS	82	45	30	7	97	39	242	230
5	x-NEW JERSEY	82	44	29	9	97	39	248	244
6	CAROLINA	82	36	35	11	83	33	228	256
7	NY ISLANDERS	82	35	37	10	80	32	264	296
8	NY RANGERS	82	34	39	9	77	31	231	268

WESTERN CONFERENCE

CENTRAL DIVISION

	GP	W	L	OT	PTS	ROW	GF	GA	
1	p-NASHVILLE	82	53	18	11	117	47	267	211
2	x-WINNIPEG	82	52	20	10	114	48	277	218
3	x-MINNESOTA	82	45	26	11	101	42	253	232
4	x-COLORADO	82	43	30	9	95	41	257	237
5	ST. LOUIS	82	44	32	6	94	41	226	222
6	DALLAS	82	42	32	8	92	38	235	225
7	CHICAGO	82	33	39	10	76	32	229	256

PACIFIC DIVISION

	GP	W	L	OT	PTS	ROW	GF	GA	
1	y-VEGAS	82	51	24	7	109	47	272	228
2	x-ANAHEIM	82	44	25	13	101	40	235	216
3	x-SAN JOSE	82	45	27	10	100	40	252	229
4	x-LOS ANGELES	82	45	29	8	98	43	239	203
5	CALGARY	82	37	35	10	84	35	218	248
6	EDMONTON	82	36	40	6	78	31	234	263
7	VANCOUVER	82	31	40	11	73	31	218	264
8	ARIZONA	82	29	41	12	70	27	208	256

y-division champions, p-President's Trophy, x-playoffs

2017-2018 NHL INDIVIDUAL SCORING LEADERS

Player	Team	Pos	GP	G	A	P	+/-	PIM	PP	SH	GW	OT	S
Connor McDavid	EDM	C	82	41	67	108	20	26	5	1	7	2	274
Claude Giroux	PHI	C	82	34	68	102	28	20	9	0	1	1	193
Nikita Kucherov	TBL	R	80	39	61	100	15	42	8	0	7	0	279
Evgeni Malkin	PIT	C	78	42	56	98	16	87	14	0	7	2	239
Nathan MacKinnon	COL	C	74	39	58	97	11	55	12	0	12	3	284
Taylor Hall	NJD	L	76	39	54	93	14	34	13	1	7	3	278
Anze Kopitar	LAK	C	82	35	57	92	21	20	7	0	6	0	200
Phil Kessel	PIT	R	82	34	58	92	-4	36	12	0	6	3	261
Blake Wheeler	WPG	R	81	23	68	91	13	52	6	0	2	0	246
Sidney Crosby	PIT	C	82	29	60	89	0	46	9	0	6	3	247
Alex Ovechkin	WSH	L	82	49	38	87	3	32	17	0	7	3	355
Steven Stamkos	TBL	C	78	27	59	86	18	72	15	0	1	0	212
Brad Marchand	BOS	L	68	34	51	85	25	63	8	1	8	5	182
Mathew Barzal	NYI	C	82	22	63	85	1	30	5	0	4	1	170
Jakub Voracek	PHI	R	82	20	65	85	10	50	5	0	3	1	228
John Tavares	NYI	C	82	37	47	84	-12	26	12	2	3	2	257
Mikko Rantanen	COL	R	81	29	55	84	0	34	12	0	3	0	178
Johnny Gaudreau	CGY	L	80	24	60	84	2	26	3	0	4	0	227
Evgeny Kuznetsov	WSH	C	79	27	56	83	3	48	7	1	8	2	187
Artemi Panarin	CBJ	L	81	27	55	82	23	26	7	0	5	1	228
David Pastrnak	BOS	R	82	35	45	80	10	37	13	0	5	0	246
Jamie Benn	DAL	L	82	36	43	79	20	54	9	1	7	1	241
William Karlsson	VGK	C	82	43	35	78	49	12	8	4	6	1	184
Tyler Seguin	DAL	C	82	40	38	78	12	43	14	1	6	1	335
Aleksander Barkov	FLA	C	79	27	51	78	9	14	5	5	3	0	256
Eric Staal	MIN	C	82	42	34	76	8	42	11	2	4	0	241
Sean Couturier	PHI	C	82	31	45	76	34	31	7	0	6	2	227
Patrick Kane	CHI	R	82	27	49	76	-20	32	5	0	4	2	285
Vincent Trocheck	FLA	C	82	31	44	75	-9	54	13	3	5	0	287

2017-18 NHL DEFENSEMEN SCORING LEADERS

Player	Team	Pos	GP	G	A	P	+/-	PIM	PP	SH	GW	OT	S
John Carlson	WSH	D	82	15	53	68	0	32	4	0	4	1	237
Brent Burns	SJS	D	82	12	55	67	-16	46	5	0	2	1	332
John Klingberg	DAL	D	82	8	59	67	10	26	1	0	3	0	204
Shayne Gostisbehere	PHI	D	78	13	52	65	10	25	7	0	2	1	221
Victor Hedman	TBL	D	77	17	46	63	32	54	2	0	1	0	216
Erik Karlsson	OTT	D	71	9	53	62	-25	36	3	0	2	2	196
Drew Doughty	LAK	D	82	10	50	60	23	54	3	1	4	1	205
P.K. Subban	NSH	D	82	16	43	59	18	82	5	0	2	0	207
Torey Krug	BOS	D	76	14	45	59	0	36	5	1	4	0	197
Seth Jones	CBJ	D	78	16	41	57	10	30	7	0	4	1	249
Tyson Barrie	COL	D	68	14	43	57	-15	22	7	0	3	0	178
Keith Yandle	FLA	D	82	8	48	56	7	35	1	0	1	0	179
Alex Pietrangolo	STL	D	78	15	39	54	8	22	3	0	5	1	216
Roman Josi	NSH	D	75	14	39	53	24	24	7	0	3	1	253
Morgan Rielly	TOR	D	76	6	46	52	-4	14	1	0	0	0	182
Jake Gardiner	TOR	D	82	5	47	52	9	32	1	0	0	0	133
Kris Letang	PIT	D	79	9	42	51	-9	56	4	0	1	0	222
Ryan Suter	MIN	D	78	6	45	51	-1	34	1	0	2	0	149
Matt Dumba	MIN	D	82	14	36	50	15	41	2	0	4	2	176
Dustin Byfuglien	WPG	D	69	8	37	45	15	112	4	0	1	0	193
Dougie Hamilton	CGY	D	82	17	27	44	1	64	6	0	4	1	270
Will Butcher	NJD	D	81	5	39	44	1	8	3	0	1	0	88
Oliver Ekman-Larsson	ARI	D	82	14	28	42	-28	44	6	0	3	0	202
Jeff Petry	MTL	D	82	12	30	42	-30	28	6	0	2	0	178
Nick Leddy	NYI	D	80	10	32	42	-42	20	4	0	1	1	153
Jake Muzzin	LAK	D	74	8	34	42	10	40	4	0	1	0	154
Ivan Provorov	PHI	D	82	17	24	41	17	20	2	0	2	0	203
Colin Miller	VGK	D	82	10	31	41	-4	53	5	0	2	0	177
Rasmus Ristolainen	BUF	D	73	6	35	41	-25	48	1	0	1	1	182
Mikhail Sergachev	TBL	D	79	9	31	40	11	38	3	0	5	0	141

GOALS AGAINST AVERAGE

Player	Team	GP	MIN	SA	GA	GAA	W	L	OT
Carter Hutton	STL	32	1,609:32	810	56	2.09	17	7	3
Antti Raanta	ARI	47	2,599:07	1388	97	2.24	21	17	6
Marc-Andre Fleury	VGK	46	2,673:24	1376	100	2.24	29	13	4
Corey Crawford	CHI	28	1,583:30	842	60	2.27	16	9	2
Pekka Rinne	NSH	59	3,475:27	1840	134	2.31	42	13	4
Philipp Grubauer	WSH	35	1,864:48	953	73	2.35	15	10	3
Ryan Miller	ANA	28	1,353:16	739	53	2.35	12	6	6
Connor Hellebuyck	WPG	67	3,965:54	2048	156	2.36	44	11	9
Tuukka Rask	BOS	54	3,173:05	1513	125	2.36	34	14	5
Jonathan Quick	LAK	64	3,677:05	1867	147	2.40	33	28	3

WINS, LOSSES, AND OT

Player	Team	GP	MIN	W	L	OT
Connor Hellebuyck	WPG	67	3,965:54	44	11	9
Andrei Vasilevskiy	TBL	65	3,825:11	44	17	3
Pekka Rinne	NSH	59	3,475:27	42	13	4
Frederik Andersen	TOR	66	3,888:31	38	21	5
Sergei Bobrovsky	CBJ	65	3,911:34	37	22	6
Devan Dubnyk	MIN	60	3,450:19	35	16	7
Tuukka Rask	BOS	54	3,173:05	34	14	5
Braden Holtby	WSH	54	3,067:48	34	16	4
Jonathan Quick	LAK	64	3,677:05	33	28	3
John Gibson	ANA	60	3,428:29	31	18	7
Cam Talbot	EDM	67	3,730:06	31	31	3

SAVE PERCENTAGE

Player	Team	GP	MIN	SV%	GA	SA	SV
Curtis McElhinney	TOR	18	979:07	.934	35	528	493
Carter Hutton	STL	32	1,609:32	.931	56	810	754
Antti Raanta	ARI	47	2,599:07	.930	97	1388	1291
Roberto Luongo	FLA	35	1,965:58	.929	81	1143	1062
Corey Crawford	CHI	28	1,583:30	.929	60	842	782
Ryan Miller	ANA	28	1,353:16	.928	53	739	686
Pekka Rinne	NSH	59	3,475:27	.927	134	1840	1706
Marc-Andre Fleury	VGK	46	2,673:24	.927	100	1376	1276
John Gibson	ANA	60	3,428:29	.926	139	1872	1733

SHUTOUTS

Player	Team	GP	MIN	SO	W	L	OT	GAA	SV%
Pekka Rinne	NSH	59	3,475:27	8	42	13	4	2.31	.927
Andrei Vasilevskiy	TBL	65	3,825:11	8	44	17	3	2.62	.920
Connor Hellebuyck	WPG	67	3,965:54	6	44	11	9	2.36	.924
Ben Bishop	DAL	53	2,886:50	5	26	17	5	2.49	.916
Devan Dubnyk	MIN	60	3,450:19	5	35	16	7	2.52	.918
Jonathan Quick	LAK	64	3,677:05	5	33	28	3	2.40	.921
Frederik Andersen	TOR	66	3,888:31	5	38	21	5	2.81	.918
Sergei Bobrovsky	CBJ	65	3,911:34	5	37	22	6	2.42	.921

2017-18 NHL CATEGORY LEADERS

Goals: Alex Ovechkin, Washington49
Assists: Claude Giroux, Philadelphia68
 Blake Wheeler, Winnipeg68
Points: Connor McDavid, Edmonton108
Defenseman Points: John Carlson, Washington68
Rookie Points: Mathew Barzal, N.Y. Islanders85
Power-play goals: Patrik Laine, Winnipeg20
Shorthanded goals: Aleksander Barkov, Florida5
Game-Winning Goals: Nathan MacKinnon, Colorado12
 Brayden Point, Tampa Bay12

SO Game-Deciding Goals: Tyler Bozak, Toronto4
 Brayden Point, Tampa Bay4
Shots: Alex Ovechkin, Washington355
Shooting Percentage: William Karlsson, Vegas23.4%
Plus/Minus: William Karlsson, Vegas49
Goals Against Average: Carter Hutton, St. Louis2.09
Wins: Connor Hellebuyck, Winnipeg44
 Andrei Vasilevskiy, Tampa Bay44
Save Percentage: Carter Hutton, St. Louis931%
Shutouts: Pekka Rinne, Nashville8
 Andrei Vasilevskiy, Tampa Bay8

2017-18 NHL AWARD WINNERS

Hart Memorial Trophy Taylor Hall, New Jersey
Calder Memorial Trophy Mathew Barzal, New York Islanders
Vezina Trophy Pekka Rinne, Nashville
James Norris Memorial Trophy Victor Hedman, Tampa Bay
Jack Adams Award Gerard Gallant, Vegas
General Manager of the Year Award George McPhee, Vegas
Lady Byng Memorial Trophy William Karlsson, Vegas
Frank J. Selke Trophy Anze Kopitar, Los Angeles
William M. Jennings Trophy Jonathan Quick, Los Angeles

Maurice "Rocket" Richard Trophy Alex Ovechkin, Washington
Bill Masterton Memorial Trophy Brian Boyle, New Jersey
King Clancy Memorial Trophy Daniel & Henrik Sedin, Vancouver
Art Ross Trophy Connor McDavid, Edmonton
Conn Smythe Trophy Alex Ovechkin, Washington
Ted Lindsay Award Connor McDavid, Edmonton
Mark Messier Leadership Award Deryk Engelland, Vegas
Lester Patrick Award Jim Johansson (USA Hockey)
Presidents' Trophy Nashville Predators

2017-18 NHL ALL-STAR TEAMS

FIRST ALL-STAR TEAM

Goaltender Pekka Rinne, Nashville
Defense Victor Hedman, Tampa Bay
Defense Drew Doughty, Los Angeles
Center Connor McDavid, Edmonton
Right Wing Nikita Kucherov, Tampa Bay
Left Wing Taylor Hall, New Jersey

SECOND ALL-STAR TEAM

Goaltender Connor Hellebuyck, Winnipeg
Defense P.K. Subban, Nashville
Defense Seth Jones, Columbus
Center Nathan MacKinnon, Colorado
Right Wing Blake Wheeler, Winnipeg
Left Wing Claude Giroux, Philadelphia

ROOKIE ALL-STAR TEAM

Goaltender Juuse Saros, Nashville
Defense Charlie McAvoy, Boston
Defense Will Butcher, New Jersey
Forward Mathew Barzal, New York Islanders
Forward Brock Boeser, Vancouver
Forward Clayton Keller, Arizona

Game #	Date	Team	W-L-OT	Record	GF-GA	Scorers	W Goal	PP	PK	SF-SA	W-L Gtr.	Attend.
1	10/05/2017	@ANA	L	00-01-00	4-5	10,9,16p,36p	67	2-4	4-4	30-41	36 / 35	17174+
2	10/07/2017	VGK	O*	00-01-01	1-2	8	18	0-3	4-4	28-42	29 / 32	17125+
3	10/10/2017	@VGK	L	00-02-01	2-5	8,44	18	0-3	2-3	33-28	29 / 32	18191+
4	10/12/2017	DET	L	00-03-01	2-4	9p,9	41	1-6	2-3	35-33	35 / 35	13584
5	10/14/2017	BOS	L	00-04-01	2-6	29,23p	33	1-3	1-3	31-29	35 / 35	14810
6	10/17/2017	@DAL	L	00-05-01	1-3	55	2	0-2	1-1	28-34	30 / 31	16007
7	10/19/2017	Dallas Stars	L	00-06-01	4-5	21,21,9,9	91	0-4	1-2	31-30	30 / 31	11225
8	10/21/2017	CHI	L	00-07-01	2-4	36,9	17	0-5	1-2	29-29	50 / 35	13777
9	10/24/2017	@NYI	L	00-08-01	3-5	10p,29,25	91	1-3	2-3	35-25	41 / 35	9795
10	10/26/2017	@NYR	L	00-09-01	2-5	10,9p	40	1-3	2-2	29-30	31 / 31	18006+
11	10/28/2017	@NJD	L	00-10-01	3-4	36p,11,9	63	1-5	0-2	37-25	35 / 35	15132
12	10/30/2017	@PHI	W*	01-10-01	4-3	48,18,11p,33	33	1-3	0-1	34-31	40 / 37	18731
13	10/31/2017	@DET	L	01-11-01	3-5	55,25,9	71	0-2	1-1	33-40	35 / 31	19515+
14	11/02/2017	Buffalo Sabres	L	01-12-01	4-5	23,34,25,18	67	0-2	2-2	29-31	40 / 32	11477
15	11/04/2017	CAR	W**	02-12-01	2-1	9	21	0-2	3-3	24-37	32 / 33	12019
16	11/06/2017	@WSH	O*	02-12-02	2-3	9,36	74	0-3	5-6	26-40	70 / 31	18506+
17	11/07/2017	@PIT	L	02-13-02	1-3	8	71	0-1	5-6	25-37	30 / 32	18498+
18	11/09/2017	@STL	O**	02-13-03	2-3	11,11p	10	1-3	3-3	29-38	40 / 32	18156
19	11/11/2017	WPG	L	02-14-03	1-4	34	55	0-4	1-2	30-21	35 / 32	16078
20	11/14/2017	@WPG	L	02-15-03	1-4	33	40	0-5	3-3	34-30	37 / 32	15321+
21	11/16/2017	@MON	W	03-15-03	5-4	15,18,8,21p,36p	36	2-5	4-4	32-37	32 / 39	21302+
22	11/18/2017	@OTT	W*	04-15-03	3-2	10,10p,10	10	1-3	5-5	28-32	32 / 1	16471
23	11/20/2017	@TOR	W	05-15-03	4-1	11p,23p,16,8	23	2-4	0-1	31-28	32 / 31	19196+
24	11/22/2017	SJS	L	05-16-03	1-3	11	39	0-3	1-1	27-26	31 / 31	11214
25	11/24/2017	LAK	W*	06-16-03	3-2	23p,11,36	36	1-4	1-1	33-25	31 / 35	12285
26	11/25/2017	VGK	L	06-17-03	2-4	23,11	56	0-5	4-5	26-28	30 / 31	13226
27	11/28/2017	@EDM	O*	06-17-04	2-3	36,23p	93	1-2	3-3	31-27	33 / 31	18347
28	11/30/2017	@CGY	L	06-18-04	0-3		77	0-2	1-1	28-44	41 / 31	18093
29	12/02/2017	NJD	W	07-18-04	5-0	55,21,48,33,20	55	0-2	3-3	27-27	31 / 1	14338
30	12/03/2017	@VGK	O*	07-18-05	2-3	6,21p	19	1-1	0-0	33-45	30 / 31	17519+
31	12/07/2017	@BOS	L	07-19-05	1-6	18	42	0-0	3-4	21-32	40 / 31	17565+
32	12/09/2017	@CBJ	L	07-20-05	0-1		77	0-4	2-2	35-34	72 / 32	17785
33	12/10/2017	@CHI	L	07-21-05	1-3	10	15	0-1	2-2	32-37	50 / 31	21654+
34	12/14/2017	TBL	L	07-22-05	1-4	9p	21	1-3	2-3	33-48	88 / 32	11591
35	12/16/2017	PIT	L	07-23-05	2-4	25,16	3	0-2	4-4	17-33	30 / 32	13051
36	12/19/2017	FLA	L	07-24-05	2-3	36,21	19	0-4	0-0	41-26	34 / 32	10203
37	12/22/2017	WSH	W*	08-24-05	3-2	18p,36,9	9	1-2	2-2	27-17	31 / 31	10904
38	12/23/2017	COL	L	08-25-05	2-6	21s,21s	64	0-5	4-7	34-28	1 / 32	11838
39	12/27/2017	@COL	W	09-25-05	3-1	8,33,67	33	0-4	2-2	27-26	32 / 1	15671
40	12/28/2017	TOR	L	09-26-05	4-7	45,11,48,36p	29	1-6	0-1	34-33	31 / 31	17125+
41	12/31/2017	@ANA	L	09-27-05	2-5	11p,9p	4	2-4	1-1	25-26	36 / 32	17174+
42	01/04/2018	NSH	W*	10-27-05	3-2	10,25p,36	36	1-2	2-2	25-39	32 / 74	13190
43	01/06/2018	NYR	O**	10-27-06	1-2	10p	93	1-2	1-1	39-25	30 / 32	13420
44	01/12/2018	EDM	L	10-28-06	2-4	15,45	25	0-1	1-1	22-27	35 / 32	14077
45	01/13/2018	@SJS	O*	10-28-07	5-6	21,33,36,23,45	44	0-1	0-1	21-44	30 / 31	17562+
46	01/16/2018	SJS	O**	10-28-08	2-3	48,15	8	0-2	1-2	32-22	30 / 32	11961
47	01/18/2018	@NSH	O**	10-28-09	2-3	23,11	15	0-2	3-3	29-39	35 / 32	17138+
48	01/20/2018	@STL	W	11-28-09	5-2	34,18,18,11,36p	18	1-3	1-3	44-27	32 / 40	19235+
49	01/22/2018	NYI	W*	12-28-09	3-2	25,11,25	25	0-2	2-2	33-34	32 / 41	11707
50	01/25/2018	CBJ	L	12-29-09	1-2	11p	13	1-1	0-1	39-27	72 / 32	12281
51	02/01/2018	DAL	L	12-30-09	1-4	44	91	0-6	5-6	18-25	32 / 31	10998
52	02/03/2018	@LAKs	L	12-31-09	0-6		19	0-2	1-2	27-35	35 / 31	18230+
53	02/06/2018	@WPG	L	12-32-09	3-4	44,18p,21	5	1-4	4-4	24-23	37 / 32	15321+
54	02/08/2018	@MIN	W*	13-32-09	4-3	25,44,25,9	9	0-1	1-1	40-28	32 / 40	18816+
55	02/10/2018	PHI	O**	13-32-10	3-4	55,33,34	19	0-2	2-4	27-43	30 / 32	13004
56	02/12/2018	CHI	W	14-32-10	6-1	16,9,33,8p,25,18	9	1-4	5-6	22-38	32 / 31	14357
57	02/13/2018	@SJS	W	15-32-10	2-1	44,33p	33	1-2	4-4	26-41	31 / 31	17125
58	02/15/2018	MON	W	16-32-10	5-2	9p,11,11,8p,45	11	2-2	2-3	21-36	32 / 31	11489
59	02/17/2018	EDM	W	17-32-10	1-0	18	18	0-4	2-2	32-40	32 / 33	16304
60	02/22/2018	CAL	L	17-33-10	2-5	21,44	23	0-5	3-4	37-38	32 / 32	11904
61	02/24/2018	ANA	W	18-33-10	2-0	55,16	55	0-4	2-2	38-26	32 / 30	11959
62	02/25/2018	VAN	L	18-34-10	1-3	33p	22	1-6	3-4	42-27	25 / 35	10935
63	03/01/2018	MIN	W	19-34-10	5-3	6p,18,14,44,48	44	1-2	3-4	25-35	32 / 32	10904
64	03/03/2018	OTT	W	20-34-10	2-1	23,48	48	0-3	2-2	27-24	32 / 1	10955
65	03/05/2018	@EDM	O*	20-34-11	3-4	55,18,4	77	0-3	3-4	35-36	33 / 35	18347
66	03/07/2018	@VAN	W	21-34-11	2-1	9p,21	21	1-3	1-1	34-17	35 / 25	17742
67	03/10/2018	@COL	L	21-35-11	2-5	18,14	34	0-3	4-5	28-31	45 / 35	17127
68	03/11/2018	VAN	W	22-35-11	1-0	23p	23	1-2	1-1	24-27	35 / 25	11697
69	03/13/2018	LAK	W**	23-35-11	4-3	9,25,18	33	0-1	3-4	29-37	31 / 1	11346
70	03/15/2018	NSH	L	23-36-11	2-3	18,23	22	0-5	3-3	34-29	35 / 35	14527
71	03/17/2018	MIN	L	23-37-11	1-3	9	17	0-2	4-5	31-33	40 / 32	13735
72	03/19/2018	CGY	W	24-37-11	5-2	14,16,23,23,16	23	0-1	3-3	30-44	32 / 41	13288
73	03/21/2018	@BUF	W	25-37-11	4-1	20p,21p,14,16	21	2-3	4-4	29-30	32 / 31	17029
74	03/22/2018	@CAR	L	25-38-11	5-6	33,9,45,25,33p	53	1-3	1-1	33-30	30 / 35	10535
75	03/24/2018	@FLA	L	25-39-11	2-4	9,14p	62	1-1	3-4	28-47	34 / 35	14905
76	03/26/2018	@TBL	W	26-39-11	4-1	46,6p,11,9	6	1-4	1-2	35-20	32 / 70	19092+
77	03/28/2018	@VGK	W	27-39-11	3-2	44,14,44	44	0-3	3-5	32-29	32 / 29	18121+
78	03/29/2018	@LAK	L	27-40-11	2-4	44,16	77	0-2	3-4	22-35	1 / 35	18230+
79	03/31/2018	STL	W	28-40-11	6-0	2,14,23p,6,33,34	2	1-2	1-1	33-34	32 / 34	17380+
80	04/03/2018	@CGY	W	29-40-11	4-1	14,44,36,20	44	0-4	1-1	21-43	32 / 32	18677
81	04/05/2018	@VAN	O*	29-40-12	3-4	36,21,20	22	0-2	2-3	19-40	25 / 35	18865+
82	04/07/2018	ANA	L	29-41-12	0-3		14	0-4	1-2	31-27	30 / 32	17382+

* = Overtime, ** = Shootout, + = Sellout

Player	Pos	GP	G	A	P	+/-	PIM	PP	SH	GW	OT	S	S%
Clayton Keller	L	82	23	42	65	-7	24	6	0	3	2	212	10.8
Derek Stepan	C	82	14	42	56	-7	26	3	2	2	0	209	6.7
Max Domi	L	82	9	36	45	-7	73	1	0	0	0	150	6.0
Oliver Ekman-Larsson	D	82	14	28	42	-28	44	6	0	3	0	202	6.9
Christian Dvorak	C	78	15	22	37	-19	22	2	0	2	0	151	9.9
Alex Goligoski	D	78	12	23	35	-31	26	3	0	3	1	119	10.1
Christian Fischer	R	79	15	18	33	-17	14	5	0	3	2	154	9.7
Brendan Perlini	L	74	17	13	30	-2	28	5	0	1	0	129	13.2
Kevin Connauton	D	73	11	10	21	3	20	0	0	3	0	102	10.8
Jason Demers	D	69	6	14	20	-4	37	0	0	2	0	95	6.3
Nick Cousins	C	71	12	7	19	-7	31	1	0	1	1	119	10.1
Tobias Rieder	R	58	8	11	19	-11	6	2	0	0	0	80	10.0
Richard Panik	R	35	8	11	19	4	12	1	0	0	0	66	12.1
Anthony Duclair	L	33	9	6	15	-5	10	3	0	1	1	68	13.2
Jordan Martinook	L	81	6	9	15	-24	45	0	0	1	0	112	5.4
Brad Richardson	C	76	3	12	15	-24	45	0	0	0	0	105	2.9
Jakob Chychrun	D	50	4	10	14	2	16	2	0	1	0	102	3.9
Josh Archibald	R	39	5	6	11	-2	25	0	0	0	0	39	12.8
Dylan Strome	C	21	4	5	9	4	8	1	0	0	0	30	13.3
Niklas Hjalmarsson	D	48	1	8	9	-3	18	0	0	0	0	32	3.1
Zac Rinaldo	L	53	5	2	7	-7	44	0	0	0	0	56	8.9
Luke Schenn	D	64	1	6	7	-12	35	0	0	1	0	59	1.7
Mario Kempe	R	18	2	2	4	-1	4	0	0	0	0	20	10.0
Trevor Murphy	D	8	1	2	3	5	0	0	0	0	0	5	20.0
Adam Clendening	D	5	0	2	2	-1	2	0	0	0	0	4	0.0
Lawson Crouse	L	11	1	0	1	-6	7	0	0	0	0	13	7.7
Kyle Capobianco	D	1	0	0	0	-1	0	0	0	0	0	0	0.0
Joel Hanley	D	5	0	0	0	0	0	0	0	0	0	2	0.0
Laurent Dauphin	C	2	0	0	0	-1	2	0	0	0	0	1	0.0
Freddie Hamilton	C	8	0	0	0	1	0	0	0	0	0	7	0.0
Nicholas Merkley	R	1	0	0	0	0	2	0	0	0	0	0	0.0
Dakota Mermis	D	9	0	0	0	-2	0	0	0	0	0	7	0.0

Goalie	GP	GS	W	L	OT	SA	GA	GAA	SV	SV%	SO	G	A	PIM	MIN
Antti Raanta	47	46	21	17	6	1388	97	2.24	1291	.930	3	0	0	0	2,599:07
Scott Wedgewood	20	17	5	9	4	587	63	3.45	524	.893	1	0	0	2	1,096:30
Darcy Kuemper	10	10	2	6	2	317	32	3.22	285	.899	1	0	0	0	596:40
Adin Hill	4	4	1	3	0	129	14	3.49	115	.891	0	0	0	0	240:45
Marek Langhamer	1	0	0	0	0	10	0	0.00	10	.100	0	0	0	0	28:53
Louis Domingue	7	5	0	6	0	194	28	4.33	166	.856	0	0	0	0	387:45

GAMES PLAYED

Oliver Ekman-Larsson	82
Max Domi	82
Derek Stepan	82
Clayton Keller	82

GOALS

Clayton Keller	23
Brendan Perlini	17
Christian Fischer	15
Christian Dvorak	15

ASSISTS

Derek Stepan	42
Clayton Keller	42
Max Domi	36
Oliver Ekman-Larsson	28

POINTS

Clayton Keller	65
Derek Stepan	56
Max Domi	45
Oliver Ekman-Larsson	42

PENALTY MINUTES

Max Domi	73
Brad Richardson	45
Jordan Martinook	45
Zac Rinaldo	44
Oliver Ekman-Larsson	44

PP GOALS

Oliver Ekman-Larsson	6
Clayton Keller	6
Brendan Perlini	5
Christian Fischer	5

PP ASSISTS

Derek Stepan	15
Clayton Keller	14
Oliver Ekman-Larsson	9
Alex Goligoski	8
Max Domi	8

PP POINTS

Clayton Keller	20
Derek Stepan	18
Oliver Ekman-Larsson	15
Brendan Perlini	11
Alex Goligoski	11

SH GOALS

Derek Stepan	2
--------------	---

GW GOALS

Kevin Connauton	3
Alex Goligoski	3
Oliver Ekman-Larsson	3
Christian Fischer	3
Clayton Keller	3

OVERTIME GOALS

Christian Fischer	2
Clayton Keller	2

SHOTS

Clayton Keller	212
Derek Stepan	209
Oliver Ekman-Larsson	202
Christian Fischer	154

PLUS/MINUS

Trevor Murphy	+5
Dylan Strome	+4
Richard Panik	+4
Kevin Connauton	+3

SHOOTING PERCENTAGE

Trevor Murphy	20.0%
Dylan Strome	13.3%
Brendan Perlini	13.2%
Anthony Duclair	13.2%

AVG TIME ON ICE PER GAME

Oliver Ekman-Larsson	23:41
Alex Goligoski	23:17
Jason Demers	21:08
Niklas Hjalmarsson	20:42

BLOCKED SHOTS

Alex Goligoski	154
Niklas Hjalmarsson	118
Luke Schenn	105
Jason Demers	79
Oliver Ekman-Larsson	79

HITS

Luke Schenn	219
Zac Rinaldo	188
Oliver Ekman-Larsson	160
Jordan Martinook	128

TAKEAWAYS

Clayton Keller	42
Derek Stepan	42
Max Domi	40
Jordan Martinook	32

GIVEAWAYS

Alex Goligoski	66
Max Domi	62
Oliver Ekman-Larsson	53
Clayton Keller	50

FACEOFFS TAKEN

Derek Stepan	1550
Christian Dvorak	1139
Brad Richardson	1043
Max Domi	412

FACEOFFS WON

Derek Stepan	740
Christian Dvorak	585
Brad Richardson	543
Max Domi	185

FACEOFF WIN PERCENTAGE

Brad Richardson	52.1%
Christian Dvorak	51.4%
Derek Stepan	47.7%

WINS

Antti Raanta	21
Scott Wedgewood	5
Darcy Kuemper	2

GOALS AGAINST AVERAGE

Antti Raanta	2.24
Darcy Kuemper	2.52

SAVE PERCENTAGE

Antti Raanta	.930
Darcy Kuemper	.899

SHUTOUTS

Antti Raanta	3
Darcy Kuemper	1
Scott Wedgewood	1

Player	GP	TOTAL			GP	HOME			GP	ROAD		
		G	A	P		G	A	P		G	A	P
Clayton Keller	82	23	42	65	41	12	19	31	41	11	23	34
Derek Stepan	82	14	42	56	41	7	26	33	41	7	16	23
Max Domi	82	9	36	45	41	5	20	25	41	4	16	20
Oliver Ekman-Larsson	82	14	28	42	41	10	14	24	41	4	14	18
Christian Dvorak	78	15	22	37	39	7	8	15	39	8	14	22
Alex Goligoski	78	12	23	35	40	5	8	13	38	7	15	22
Christian Fischer	79	15	18	33	40	6	11	17	39	9	7	16
Brendan Perlini	74	17	13	30	36	8	4	12	38	9	9	18
Kevin Connauton	73	11	10	21	36	3	5	8	37	8	5	13
Jason Demers	69	6	14	20	38	3	9	12	31	3	5	8
Nick Cousins	71	12	7	19	39	7	5	12	32	5	2	7
Tobias Rieder	58	8	11	19	29	3	6	9	29	5	5	10
Richard Panik	35	8	11	19	18	3	2	5	17	5	9	14
Anthony Duclair	33	9	6	15	17	2	2	4	16	7	4	11
Jordan Martinook	81	6	9	15	41	5	7	12	40	1	2	3
Brad Richardson	76	3	12	15	38	2	6	8	38	1	6	7
Jakob Chychrun	50	4	10	14	28	2	5	7	22	2	5	7
Josh Archibald	39	5	6	11	22	3	2	5	17	2	4	6
Dylan Strome	21	4	5	9	6	1	3	4	15	3	2	5
Niklas Hjalmarsson	48	1	8	9	27	0	3	3	21	1	5	6
Zac Rinaldo	53	5	2	7	24	4	2	6	29	1	0	1
Luke Schenn	64	1	6	7	26	1	4	5	38	0	2	2
Mario Kempe	18	2	2	4	6	1	0	1	12	1	2	3
Trevor Murphy	8	1	2	3	2	0	0	0	6	1	2	3
Adam Clendening	5	0	2	2	2	0	0	0	3	0	2	2
Lawson Crouse	11	1	0	1	6	0	0	0	5	1	0	1
Kyle Capobianco	1	0	0	0	0	0	0	0	1	0	0	0
Joel Hanley	5	0	0	0	2	0	0	0	3	0	0	0
Laurent Dauphin	2	0	0	0	0	0	0	0	2	0	0	0
Freddie Hamilton	8	0	0	0	7	0	0	0	1	0	0	0
Nicholas Merkley	1	0	0	0	1	0	0	0	0	0	0	0
Dakota Mermis	9	0	0	0	4	0	0	0	5	0	0	0

GOALTENDER		GP	W	L	OT	SA	GA	GAA	SAVES	SV%	SO
Antti Raanta	Home	28	11	11	4	862	57	2.00	805	.934	3
	Road	19	10	6	2	526	40	2.36	486	.924	0
	Season	47	21	17	6	1388	97	2.24	1291	.930	3
Louis Domingue	Home	3	0	3	0	80	12	4.00	68	.852	0
	Road	4	0	3	0	114	16	4.17	98	.860	0
	Season	7	0	6	0	194	28	4.33	166	.856	0
Scott Wedgewood	Home	8	3	4	0	167	21	3.00	146	.880	1
	Road	12	2	5	4	420	42	3.64	378	.900	0
	Season	20	5	9	4	587	63	3.45	524	.893	1
Darcy Kuemper	Home	3	1	2	0	83	6	2.00	77	.935	0
	Road	7	1	4	2	234	26	3.71	108	.889	0
	Season	10	2	6	2	317	32	3.22	285	.899	1
Adin Hill	Home	2	1	1	0	67	8	3.00	59	.875	0
	Road	2	0	2	0	62	6	3.05	56	.903	0
	Season	4	1	3	0	129	14	3.49	115	.891	0
Marek Langhamer	Home	1	0	0	0	10	0	0.00	10	1.000	0
	Road	-	-	-	-	-	-	-	-	-	-
	Season	1	0	0	0	10	0	0.00	10	1.000	0

Date	Opp.	SCHENN #2	HJALMARSSON #4	CLENDENING #5	CHYCHRUN #6	RIEDER #8	KELLER #9	DUCLAIR #10
Oct 5	@ ANA	0-0,1/0 11:09	0-0,0/-2 22:09	DND	INJ	0-1,0/-2 15:32	1-0,6/-1 19:44	1-0,1/0 15:39
Oct 7	Vs VGK	0-1,0/1 12:18	0-0,1/-1 24:26	DND	INJ	1-0,2/0 11:45	0-0,3/0 22:36	0-0,3/-1 15:00
Oct 10	@ VGK	0-0,2/-1 14:15	0-1,0/1 21:47	DND	INJ	1-0,4/0 16:19	0-1,1/0 19:04	0-0,0/-1 09:05
Oct 12	Vs DET	0-0,1/0 11:04	0-0,0/1 21:33	0-0,0/0 15:51	INJ	0-0,1/0 14:25	2-0,5/-1 20:34	0-0,6/-1 12:01
Oct 14	Vs BOS	0-1,3/1 14:11	0-0,2/-2 20:03	0-0,1/-2 16:27	INJ	0-0,0/-1 11:55	0-0,4/-2 17:35	0-1,1/1 16:34
Oct 17	@ DAL	0-0,1/0 14:08	0-0,0/-1 24:13	DND	INJ	0-0,0/-2 15:06	0-0,3/-3 17:59	0-1,1/1 17:43
Oct 19	Vs DAL	0-0,0/0 14:25	0-0,1/-1 21:23	DND	INJ	0-0,1/-1 16:21	2-1,5/1 20:02	0-0,3/0 13:11
Oct 21	Vs CHI	0-0,4/1 11:29	0-0,1/-1 22:05	DND	INJ	0-0,1/0 15:32	1-0,3/-2 20:41	0-0,3/0 11:11
Oct 24	@ NYI	0-0,0/0 12:24	0-0,2/-1 20:54	0-1,1/0 13:08	INJ	0-1,2/0 17:24	0-2,4/0 18:15	1-0,3/0 14:11
Oct 26	@ NYR	0-0,1/0 20:26	0-0,0/-1 19:25	0-0,1/-1 15:03	INJ	0-0,1/0 13:37	1-0,4/-3 21:45	1-0,2/0 14:51
Oct 28	@ NJD	0-0,0/-1 11:31	0-0,1/0 22:07	DND	INJ	0-0,1/1 15:46	1-0,5/1 20:41	0-0,0/0 13:13
Oct 30	@ PHI	0-0,0/-1 14:45	0-2,0/1 20:20	DND	INJ	0-0,0/0 16:35	0-1,4/1 19:17	DND
Oct 31	@ DET	0-0,1/-2 18:38	INJ	0-1,1/2 19:11	INJ	0-0,2/-2 12:13	1-1,2/0 19:51	DND
Nov 2	Vs BUF	0-0,0/-2 19:47	INJ	DND	INJ	0-0,1/1 14:57	0-0,4/0 21:05	0-0,0/0 10:49
Nov 4	Vs CAR	0-0,0/0 18:44	INJ	MIN	INJ	0-0,1/0 19:33	1-0,3/1 18:48	DND
Nov 6	@ WSH	0-0,1/1 17:49	INJ	MIN	INJ	0-0,2/1 18:20	1-0,2/1 20:57	DND
Nov 7	@ PIT	0-0,1/-2 20:21	INJ	MIN	INJ	1-0,3/1 20:35	0-0,0/0 17:22	DND
Nov 9	@ STL	0-0,0/0 22:23	INJ	MIN	INJ	0-0,1/-1 17:03	0-0,1/0 18:50	0-1,0/0 10:25
Nov 11	Vs WPG	0-0,1/0 19:13	INJ	MIN	INJ	0-0,1/-1 15:14	0-0,2/0 20:43	0-0,0/-2 13:09
Nov 14	@ WPG	0-0,0/-1 17:02	INJ	MIN	INJ	0-1,4/-1 16:21	0-0,4/-1 18:58	DND
Nov 16	@ MTL	0-0,1/-1 18:26	INJ	MIN	INJ	1-0,1/1 16:41	0-1,3/0 18:03	0-1,2/1 12:15
Nov 18	@ OTT	0-0,1/0 19:10	INJ	MIN	INJ	0-0,2/0 15:45	0-0,3/-1 15:33	3-0(W),5/2 16:36
Nov 20	@ TOR	0-0,0/0 13:05	0-1,2/2 19:41	MIN	INJ	1-0,2/1 14:41	0-2,2/0 17:47	0-1,1/1 16:27
Nov 22	Vs SJS	0-0,0/-1 13:22	0-0,1/-1 22:35	MIN	INJ	0-0,1/0 16:53	0-0,1/-2 19:24	0-0,2/-1 15:49
Nov 24	Vs LAK	0-0,2/0 13:09	0-0,0/1 22:15	MIN	INJ	0-1,2/1 16:58	0-0,0/-2 18:31	0-0,4/0 14:29
Nov 25	Vs VGK	0-0,0/0 15:41	0-0,1/0 19:36	MIN	INJ	0-0,0/0 15:22	0-0,4/-2 21:13	0-0,5/-1 09:42
Nov 28	@ EDM	0-0,0/-1 18:56	0-0,0/1 11:30	MIN	INJ	0-0,1/0 17:39	0-1,3/-2 16:35	DND
Nov 30	@ CGY	0-0,1/-1 19:15	INJ	MIN	INJ	0-0,2/0 15:24	0-0,2/-1 19:00	DND
Dec 2	Vs NJD	0-0,0/0 21:46	INJ	MIN	INJ	0-1,1/2 15:53	0-1,2/1 17:25	0-1,2/1 10:25
Dec 3	@ VGK	0-0,0/-1 12:07	INJ	MIN	1-0,3/1 22:40	0-0,1/-2 16:30	0-1,2/0 18:48	0-0,2/0 12:15
Dec 7	@ BOS	0-0,0/1 15:06	INJ	MIN	0-0,3/-3 23:32	0-0,1/-2 14:14	0-0,1/-2 15:01	0-0,1/0 11:31
Dec 9	@ CBJ	0-0,0/0 13:50	INJ	MIN	0-0,4/-1 19:29	0-0,0/-1 14:40	0-0,3/0 14:46	0-0,3/0 17:06
Dec 10	@ CHI	0-0,2/0 15:13	INJ	MIN	0-1,1/0 22:22	0-0,2/-1 15:04	0-0,2/0 14:48	1-0,3/-1 15:06
Dec 14	Vs TBL	0-0,3/0 16:16	INJ	MIN	0-0,0/-1 21:48	0-0,3/0 13:34	1-0,1/1 17:40	0-0,2/-2 14:48
Dec 16	Vs PIT	0-0,0/-1 14:20	INJ	MIN	0-0,2/1 21:02	0-0,2/-2 17:20	0-1,1/0 16:52	0-0,1/0 09:47
Dec 19	Vs FLA	0-0,1/-2 12:57	INJ	MIN	0-0,3/1 23:47	0-0,0/-2 14:41	0-1,4/0 20:47	DND
Dec 22	Vs WSH	0-0,0/0 14:43	INJ	MIN	0-1,0/-2 22:27	0-0,2/0 17:46	1-1(W),6/1 19:37	DND
Dec 23	Vs COL	0-0,2/1 14:37	INJ	MIN	0-0,2/-1 22:21	0-0,1/0 16:05	0-1,5/0 18:48	0-0,4/-1 14:48
Dec 27	@ COL	0-0,0/0 15:14	INJ	MIN	0-1,3/2 19:22	1-0,1/1 14:41	0-1,1/1 16:51	0-0,1/-1 10:21
Dec 28	Vs TOR	0-1,5/2 14:06	INJ	MIN	0-1,7/-1 25:05	0-2,2/0 12:29	0-1,3/0 19:41	0-0,2/-1 12:53
Dec 31	@ ANA	0-0,1/-2 17:23	INJ	MIN	0-0,6/-1 21:38	0-0,0/-3 15:51	1-0,2/-3 19:13	0-0,1/0 12:07
Jan 4	Vs NSH	0-0,1/1 13:11	INJ	MIN	0-1,4/0 23:32	0-0,0/0 14:18	0-0,1/0 17:52	1-0,1/1 14:54
Jan 6	Vs NYR	0-0,2/0 15:19	INJ	MIN	0-0,3/0 22:39	0-0,2/0 15:47	0-0,1/-1 16:19	1-0,3/0 15:38
Jan 12	Vs EDM	DND	0-0,1/1 19:53	MIN	0-1,2/1 22:45	0-0,2/0 13:24	0-1,1/0 18:00	TRD
Jan 13	@ SJS	DND	0-0,1/0 19:46	MIN	0-1,0/2 21:18	0-0,2/0 12:26	0-1,2/2 16:05	
Jan 16	Vs SJS	0-0,2/0 14:05	0-0,0/1 22:51	MIN	0-0,0/-1 23:25	0-0,0/0 14:30	0-0,3/0 16:15	
Jan 18	@ NSH	0-0,0/0 14:58	0-0,1/-1 22:22	MIN	INJ	0-0,0/1 14:09	0-0,1/0 14:03	
Jan 20	@ STL	0-1,0/2 18:16	0-0,2/0 20:05	MIN	0-1,1/0 18:43	0-1,3/2 13:00	0-2,5/2 12:58	
Jan 22	Vs NYI	0-1,2/1 16:14	0-0,1/0 21:05	MIN	0-0,2/1 19:59	0-0,0/0 13:29	0-0,1/0 14:32	
Jan 25	Vs CBJ	0-0,0/0 17:21	0-0,0/-1 26:04	MIN	0-0,3/-1 23:33	0-0,2/-1 13:38	0-0,4/-1 14:59	
Feb 1	Vs DAL	0-0,0/0 13:49	0-0,1/-2 20:20	MIN	0-0,1/0 20:19	0-0,1/0 11:52	0-0,2/-1 19:43	
Feb 3	@ LAK	0-0,1/-2 18:05	0-0,0/-1 18:22	MIN	0-0,1/-3 17:24	0-0,2/0 12:02	0-0,1/-2 15:51	
Feb 6	@ WPG	0-0,1/0 13:11	0-0,0/0 20:34	MIN	0-0,1/1 21:26	DND	0-0,1/0 19:39	
Feb 8	@ MIN	DND	0-0,1/-1 19:02	MIN	0-0,1/-1 18:32	0-0,2/0 18:09	1-0(W),4/3 20:47	
Feb 10	Vs PHI	DND	0-1,3/0 19:52	MIN	0-0,1/-1 18:42	0-0,1/0 12:51	0-1,1/1 21:14	
Feb 12	Vs CHI	DND	0-0,0/2 21:01	MIN	0-1,1/1 17:25	1-1,2/2 15:27	1-1(W),1/2 14:39	
Feb 13	@ SJS	DND	0-0,2/0 21:35	MIN	0-0,0/0 15:54	0-1,2/-1 17:04	0-0,4/0 15:19	
Feb 15	Vs MTL	DND	0-0,0/1 21:19	MIN	0-0,1/1 18:16	1-1,1/0 14:34	1-3,1/2 15:47	
Feb 17	Vs EDM	DND	0-0,0/0 23:44	MIN	0-0,1/0 18:29	0-0,3/0 16:43	0-0,3/0 17:02	
Feb 22	Vs CGY	DND	0-0,1/-1 20:35	MIN	0-0,1/-1 18:30	TRD	0-0,0/1 16:21	
Feb 24	Vs ANA	DND	0-1,0/1 20:42	MIN	0-0,0/0 18:04		0-0,1/0 16:46	
Feb 25	Vs VAN	DND	0-0,0/0 18:06	MIN	0-0,2/-1 15:13		0-0,3/-1 18:07	
Mar 1	Vs MIN	DND	0-0,0/1 21:11	MIN	1-0,3/1 16:34		0-1,0/1 15:09	
Mar 3	Vs OTT	DND	0-0,0/0 21:47	MIN	0-0,4/0 18:39		0-1,1/1 18:40	
Mar 5	@ EDM	0-0,0/0 16:53	1-0,2/2 20:33	MIN	0-0,0/0 17:53		0-0,0/1 16:29	
Mar 7	@ VAN	0-0,3/0 15:41	0-0,0/1 22:42	MIN	0-0,2/1 20:44		1-1,4/1 18:36	
Mar 10	@ COL	0-0,2/-2 15:17	0-0,1/0 22:29	MIN	0-0,4/0 19:41		0-0,2/-1 19:53	
Mar 11	Vs VAN	DND	0-0,0/0 20:41	MIN	0-0,1/0 19:42		0-1,5/0 16:10	
Mar 13	Vs LAK	DND	0-1,0/0 20:13	MIN	0-0,4/0 22:02		1-0,2/1 17:36	
Mar 15	Vs NSH	DND	0-0,0/-2 17:37	MIN	0-0,5/2 20:15		0-1,5/0 19:17	
Mar 17	Vs MIN	DND	0-0,1/0 19:09	MIN	0-0,2/-1 15:11		1-0,1/-1 17:08	
Mar 19	Vs CGY	DND	0-0,1/0 20:41	MIN	0-0,1/2 19:14		0-1,1/2 19:02	
Mar 21	@ BUF	0-0,0/0 18:24	0-0,1/0 21:07	MIN	0-1,0/0 19:44		0-2,1/1 16:50	
Mar 22	@ CAR	0-0,2/-1 17:43	0-1,0/0 12:00	MIN	0-0,4/0 22:30		1-1,2/-1 19:38	
Mar 24	@ FLA	0-0,1/-2 20:25	INJ	MIN	0-0,0/0 24:39		1-1,3/-1 16:36	
Mar 26	@ TBL	0-0,1/0 20:51	INJ	MIN	1-0(W),4/1 23:51		1-1,9/1 17:10	
Mar 28	@ VGK	0-0,1/0 22:34	INJ	MIN	0-0,3/0 21:23		0-1,1/1 17:30	
Mar 29	@ LAK	0-0,0/0 20:40	INJ	MIN	0-0,2/-1 21:51		0-0,1/-1 16:18	
Mar 31	Vs STL	1-0(W),1/1 17:34	INJ	MIN	1-0,3/4 21:44		0-1,6/1 14:32	
Apr 3	@ CGY	0-0,1/2 22:23	INJ	MIN	0-0,0/0 07:12		0-1,3/1 18:57	
Apr 5	@ VAN	0-1,1/1 21:22	INJ	MIN	INJ		0-1,3/0 20:31	
Apr 7	Vs ANA	0-0,1/-1 19:36	INJ	MIN	INJ		0-0,5/0 23:36	

Date	Opp.	PERLINI #11	DAUPHIN #12	HAMILTON #13	PANIK #14	RICHARDSON #15	DOMI #16	DVORAK #18
Oct 5	@ ANA	0-1,1/-1 12:04				0-0,2/-1 12:28	1-1,4/0 18:56	0-1,2/-2 22:03
Oct 7	Vs VGK	0-0,0/0 12:57				0-0,1/0 12:23	0-0,1/-1 21:25	0-0,4/0 17:06
Oct 10	@ VGK	0-0,0/-1 02:45				0-0,3/0 15:41	0-0,3/0 19:33	0-0,1/0 18:10
Oct 12	Vs DET	INJ				0-0,1/0 15:23	0-2,3/-1 20:01	0-0,0/0 13:12
Oct 14	Vs BOS	INJ				0-0,3/-1 11:42	0-0,1/-1 16:57	0-0,0/-1 15:28
Oct 17	@ DAL	INJ				INJ	0-1,2/0 20:26	0-0,2/-3 15:30
Oct 19	Vs DAL	INJ				INJ	0-1,5/1 18:25	0-1,0/0 20:52
Oct 21	Vs CHI	INJ				0-0,2/-1 11:27	0-1,2/-1 20:42	0-0,1/0 16:44
Oct 24	@ NYI	INJ				0-0,2/-1 12:50	0-0,5/0 18:49	0-1,0/0 18:50
Oct 26	@ NYR	0-0,3/1 14:36				0-0,2/-2 10:42	0-1,5/-3 20:10	0-1,3/0 16:09
Oct 28	@ NJD	1-0,1/1 16:12				0-0,1/-1 14:40	0-0,1/1 18:08	0-1,3/0 15:55
Oct 30	@ PHI	1-0,1/1 17:49				0-1,4/0 15:47	0-1,6/1 19:32	1-0,3/0 19:32
Oct 31	@ DET	0-0,2/0 16:17				0-0,2/-1 12:18	0-0,2/-3 19:06	0-0,3/-3 16:23
Nov 2	Vs BUF	0-0,1/-1 15:35				0-1,1/0 12:26	0-1,2/-1 18:02	1-1,3/-1 17:08
Nov 4	Vs CAR	0-0,1/1 11:32				0-1,0/1 16:36	0-0,1/-1 18:07	0-0,1/-1 15:33
Nov 6	@ WSH	0-0,4/-2 11:26				0-0,1/1 17:30	0-0,1/0 17:01	0-1,1/-1 18:09
Nov 7	@ PIT	0-0,2/-1 08:31				0-0,0/-1 15:51	0-0,2/0 17:40	0-0,1/1 19:34
Nov 9	@ STL	2-0,4/1 13:32				0-0,1/-1 15:29	0-0,1/0 18:47	0-1,4/-1 18:53
Nov 11	Vs WPG	0-0,4/-2 15:46				0-0,1/-2 14:45	0-0,2/0 19:15	0-0,3/0 18:11
Nov 14	@ WPG	0-0,5/-1 16:07				0-0,1/0 14:22	0-0,1/-2 18:27	0-0,0/-1 17:00
Nov 16	@ MTL	0-1,3/-1 15:43				1-0,2/0 15:28	0-0,1/-2 17:20	1-1,3/0 17:47
Nov 18	@ OTT	0-0,0/0 14:26				0-0,1/-1 19:53	0-0,3/2 16:21	0-0,0/1 17:25
Nov 20	@ TOR	1-0,2/0 16:25				0-1,0/1 15:47	1-1,4/1 17:22	0-1,2/1 17:21
Nov 22	Vs SJS	1-0,3/-1 17:53				0-0,0/-1 12:41	0-0,2/-1 16:47	0-0,2/-1 16:28
Nov 24	Vs LAK	1-0,2/1 18:03				0-0,0/-1 12:32	0-0,3/0 16:47	0-1,2/1 16:31
Nov 25	Vs VGK	1-0,3/0 17:38				0-0,0/0 15:47	0-1,1/0 17:16	0-0,0/-1 16:40
Nov 28	@ EDM	0-0,2/0 18:16				0-0,1/-1 15:51	0-2,3/-1 16:59	0-1,1/1 19:33
Nov 30	@ CGY	0-0,0/-1 13:54				0-0,2/-1 11:43	0-0,4/-1 17:37	0-0,2/-1 16:56
Dec 2	Vs NJD	0-0,2/1 15:18				0-0,2/1 16:26	0-0,1/1 17:15	0-0,1/0 13:06
Dec 3	@ VGK	0-0,1/-1 16:06				0-0,2/-1 14:22	0-2,3/1 17:26	0-0,2/1 14:48
Dec 7	@ BOS	0-0,2/-2 13:52				0-0,0/0 15:07	0-0,2/0 14:49	1-0,3/-1 16:21
Dec 9	@ CBJ	0-0,4/-1 13:18				0-0,3/0 13:50	0-0,2/0 16:24	0-0,2/0 17:05
Dec 10	@ CHI	0-0,3/-1 13:54				0-0,4/0 14:37	0-0,2/-1 15:45	0-0,1/-1 15:55
Dec 14	Vs TBL	0-1,4/0 16:15				0-0,1/-1 11:19	0-0,0/-1 17:01	0-0,1/1 15:34
Dec 16	Vs PIT	0-0,0/-1 11:54				0-1,0/-1 15:27	1-0,3/0 14:49	0-0,0/0 14:38
Dec 19	Vs FLA	0-1,3/1 15:40				0-0,2/0 13:31	0-0,3/0 15:38	0-0,1/-1 14:19
Dec 22	Vs WSH	0-0,0/0 15:45				0-0,0/0 12:02	0-1,3/1 18:42	1-0,1/-1 16:02
Dec 23	Vs COL	DND				0-0,0/-1 09:51	0-0,1/-1 17:30	0-0,0/0 17:50
Dec 27	@ COL	0-1,1/1 14:00				INJ	0-0,4/1 16:22	0-0,1/1 16:47
Dec 28	Vs TOR	1-0,1/-2 14:34				INJ	0-0,1/0 16:42	0-0,3/-3 16:31
Dec 31	@ ANA	1-0,1/-1 15:09				INJ	0-0,1/-3 18:54	0-0,2/-1 14:31
Jan 4	Vs NSH	0-0,1/-1 13:09				INJ	0-0,0/0 17:08	0-0,0/-1 15:50
Jan 6	Vs NYR	0-0,4/0 16:23				0-0,3/0 15:42	0-0,1/-1 16:15	0-1,7/0 16:31
Jan 12	Vs EDM	0-0,2/0 15:40			0-0,1/0 16:39	1-0,3/-1 12:15	0-0,0/-1 14:39	0-1,0/-1 19:32
Jan 13	@ SJS	0-1,2/1 16:35			0-1,1/1 16:51	0-0,0/-1 14:31	0-0,0/0 17:39	0-2,0/0 15:07
Jan 16	Vs SJS	0-0,2/-1 17:48			0-0,2/0 15:56	1-1,2/2 13:49	0-0,2/-1 17:17	0-0,2/0 15:25
Jan 18	@ NSH	1-0,1/1 16:54			0-2,2/2 16:35	0-0,0/-2 17:20	0-0,1/0 14:00	0-0,2/0 13:41
Jan 20	@ STL	1-0,2/1 13:59			0-1,1/1 15:02	0-0,0/0 15:28	0-2,1/1 16:27	2-0(W),5/2 14:56
Jan 22	Vs NYI	1-0,5/0 17:22			0-0,4/-1 16:28	0-0,0/2 15:15	0-0,0/-1 15:58	0-0,3/0 12:42
Jan 25	Vs CBJ	1-0,4/0 20:40			0-0,4/0 20:27	0-0,1/0 06:04	0-0,0/0 14:52	0-1,2/-1 15:24
Feb 1	Vs DAL	0-0,2/0 15:07			0-0,2/-2 17:10	0-0,0/0 11:38	0-1,2/0 14:43	0-0,1/-1 15:58
Feb 3	@ LAK	0-0,2/-2 18:48			0-0,3/-1 17:33	0-0,2/0 14:30	0-0,1/-2 12:47	0-0,0/-1 14:04
Feb 6	@ WPG	0-0,0/0 16:57			0-0,0/0 12:08	0-0,0/-1 15:10	0-0,1/-1 16:30	1-1,3/0 17:40
Feb 8	@ MIN	0-1,2/3 18:12			0-0,1/-1 11:48	0-1,2/0 15:16	0-0,2/0 17:50	0-0,2/-1 18:07
Feb 10	Vs PHI	0-0,2/1 17:16			0-0,1/1 12:11	0-0,0/0 16:11	0-1,0/0 14:34	0-0,2/1 15:38
Feb 12	Vs CHI	0-0,0/2 12:11			0-0,2/0 12:31	0-0,1/0 16:27	1-1,1/3 15:33	1-0,2/1 16:21
Feb 13	@ SJS	0-0,1/0 13:54			DND	0-1,3/1 14:11	0-0,2/-1 13:31	0-0,0/0 15:36
Feb 15	Vs MTL	2-0(W),3/2 14:48			DND	0-0,0/0 17:27	0-1,1/0 14:35	0-0,1/0 13:28
Feb 17	Vs EDM	0-0,0/0 15:57			0-0,4/0 14:34	0-0,3/0 17:48	0-0,1/0 15:34	1-0(W),2/1 12:53
Feb 22	Vs CGY	0-0,0/0 14:51			0-0,1/-2 16:07	0-0,0/-1 16:53	0-0,7/0 14:03	0-0,1/-3 16:01
Feb 24	Vs ANA	0-0,3/0 14:27		0-0,1/1 10:22	INJ	0-0,5/1 17:27	1-0,1/1 13:15	0-0,5/0 14:07
Feb 25	Vs VAN	0-1,1/-1 13:13		0-0,3/0 11:12	INJ	0-0,4/0 12:29	0-0,2/-1 17:37	0-0,4/0 19:55
Mar 1	Vs MIN	0-0,0/0 11:53		0-0,1/0 12:35	1-0,1/0 14:52	0-0,1/0 15:10	0-3,1/2 14:52	1-1,6/1 15:09
Mar 3	Vs OTT	0-0,1/1 11:43		0-0,1/0 11:35	0-0,1/0 14:49	0-1,1/1 15:42	0-0,1/-1 15:03	0-0,2/-1 15:33
Mar 5	@ EDM	0-0,3/0 13:39		0-0,0/0 08:23	0-0,1/0 13:28	0-0,4/0 15:23	0-0,3/0 18:00	1-0,4/-1 20:10
Mar 7	@ VAN	0-2,3/1 17:30	0-0,1/0 10:05	DND	0-0,4/-1 13:56	0-0,1/-1 18:21	0-0,0/0 14:21	0-0,3/0 14:10
Mar 10	@ COL	0-0,1/-1 09:52	0-0,0/-1 04:22	DND	1-1,6/1 18:43	0-1,1/0 19:34	0-0,0/-1 12:11	1-0,2/0 14:46
Mar 11	Vs VAN	0-0,0/0 16:16	INJ	0-0,0/0 10:43	0-0,4/0 16:29	0-0,0/0 14:32	0-0,0/0 17:08	0-0,1/0 16:06
Mar 13	Vs LAK	0-0,0/-1 13:18	INJ	0-0,1/0 11:14	0-0,2/1 18:04	0-0,3/0 18:45	0-1,1/1 15:37	1-0,1/0 15:07
Mar 15	Vs NSH	0-0,3/1 15:42	INJ	0-0,0/0 06:31	0-0,0/0 19:05	0-0,0/-2 15:27	0-1,1/1 15:20	1-0,5/1 16:59
Mar 17	Vs MIN	0-0,0/0 11:32	INJ	DND	0-1,3/0 14:32	0-0,2/0 17:09	0-0,1/0 13:14	0-0,2/-1 16:01
Mar 19	Vs CGY	0-1,1/2 13:11	INJ	DND	1-0,1/2 16:40	0-0,3/-1 15:32	2-1,3/3 15:12	0-1,3/2 16:14
Mar 21	@ BUF	0-1,1/0 11:31	INJ	DND	1-0,1/1 15:34	0-0,1/-1 16:10	1-0,2/1 16:51	0-0,4/1 16:58
Mar 22	@ CAR	DND	INJ	DND	0-0,2/-1 19:16	0-1,2/-1 11:18	0-1,0/-1 17:30	0-0,2/-1 16:41
Mar 24	@ FLA	0-0,3/0 12:33	INJ	DND	1-1,2/-1 16:07	0-0,2/-1 15:08	0-0,1/0 13:43	0-0,2/0 16:32
Mar 26	@ TBL	1-0,3/1 14:14	INJ	DND	0-1,1/1 16:44	0-0,1/1 14:38	0-0,4/0 16:05	0-0,1/0 17:08
Mar 28	@ VGK	0-0,0/0 10:23	INJ	DND	1-0,2/1 16:43	0-0,0/0 15:59	0-0,3/2 13:48	0-1,3/2 16:14
Mar 29	@ LAK	0-0,1/-1 10:48	INJ	DND	0-0,0/0 15:14	0-0,1/0 16:12	1-1,2/1 17:02	0-1,1/1 16:35
Mar 31	Vs STL	0-0,3/0 12:36	INJ	DND	1-1,1/1 14:42	0-1,0/1 16:59	0-3,1/3 16:39	INJ
Apr 3	@ CGY	0-1,0/1 14:26	INJ	DND	1-0,3/1 18:34	0-0,1/0 14:39	0-2,0/1 15:01	INJ
Apr 5	@ VAN	0-0,1/1 12:45	INJ	DND	0-1,0/0 18:40	0-0,3/-1 18:59	0-1,0/0 15:43	INJ
Apr 7	Vs ANA	0-0,0/-1 12:37	INJ	DND	0-0,2/0 20:38	0-0,1/-2 12:15	0-0,3/0 18:32	INJ

Date	Opp.	STROME #20	STEPAN #21	EKMAN-LARSSON #23	COUSINS #25	KEMPE #29	GOLIGOSKI #33	RINALDO #34
Oct 5	@ ANA	0-0,1/0 12:32	0-0,3/0 19:07	0-1,2/-2 24:35	DND	DND	0-3,0/0 20:11	DND
Oct 7	Vs VGK	0-0,2/0 11:46	0-0,1/-1 23:45	0-0,2/-2 23:57	0-0,3/0 13:09	DND	0-0,1/0 21:50	DND
Oct 10	@ VGK	MIN	0-1,1/-1 19:40	0-0,2/0 22:10	0-0,1/-1 15:31	0-0,2/0 12:01	0-0,1/-1 21:47	DND
Oct 12	Vs DET	MIN	0-1,5/-1 21:30	0-1,4/-3 23:57	0-0,1/-1 13:07	0-0,1/-1 08:59	0-0,2/-2 19:48	DND
Oct 14	Vs BOS	MIN	0-1,1/-2 19:24	1-0,2/-2 24:27	0-0,1/1 13:39	1-0,2/1 12:50	0-0,0/0 21:26	DND
Oct 17	@ DAL	MIN	0-0,6/0 21:37	0-0,1/-1 23:33	0-0,1/0 14:32	0-0,2/0 12:47	0-0,0/-2 21:38	0-0,0/0 11:53
Oct 19	Vs DAL	MIN	2-1,5/2 21:46	0-1,2/1 25:24	0-0,1/1 11:10	0-0,1/-1 13:23	0-0,1/0 21:51	0-0,2/-1 09:16
Oct 21	Vs CHI	MIN	0-0,1/0 19:16	0-1,1/0 25:01	0-1,0/0 12:33	0-0,0/0 14:23	0-0,3/-2 24:08	0-0,2/0 11:54
Oct 24	@ NYI	MIN	0-1,3/-1 18:52	0-0,3/-1 25:55	1-0,2/0 12:17	1-0,2/0 16:28	0-0,0/-1 20:22	0-0,1/-2 07:23
Oct 26	@ NYR	MIN	0-0,1/-3 20:21	0-1,2/-3 22:44	0-0,1/-2 13:12	0-0,1/0 13:21	0-1,1/0 21:08	0-0,0/0 11:01
Oct 28	@ NJD	MIN	0-0,6/1 20:25	0-0,4/1 22:08	DND	0-1,1/1 10:47	0-1,2/1 26:40	0-0,2/0 11:24
Oct 30	@ PHI	MIN	0-0,4/-1 19:35	0-0,4/0 27:12	0-0,0/0 09:06	0-0,1/0 10:06	1-1(W),2/1 27:09	0-0,0/0 09:28
Oct 31	@ DET	MIN	0-0,3/0 19:38	0-0,3/-2 24:30	1-0,3/1 12:48	0-1,2/1 10:27	0-0,0/-1 21:52	0-0,0/0 13:56
Nov 2	Vs BUF	MIN	0-0,1/0 19:31	1-0,3/2 24:55	1-0,2/1 13:52	DND	0-0,0/-1 24:50	1-0,2/1 10:49
Nov 4	Vs CAR	MIN	0-0,5/0 21:17	0-0,3/0 26:51	0-0,0/0 10:29	0-0,0/0 12:28	0-0,0/0 28:51	0-0,2/0 10:40
Nov 6	@ WSH	MIN	0-0,1/0 18:34	0-1,1/-1 31:13	0-0,2/0 10:29	0-0,2/0 09:33	0-0,2/1 24:07	0-0,1/0 09:52
Nov 7	@ PIT	MIN	0-0,2/0 18:49	0-1,3/1 24:44	0-0,1/-1 09:34	0-0,1/-1 09:26	0-0,2/-1 26:17	0-0,1/-1 08:38
Nov 9	@ STL	MIN	0-0,1/0 21:01	0-1,4/0 28:27	DND	0-0,0/1 09:46	0-0,3/0 17:34	0-0,0/-1 12:37
Nov 11	Vs WPG	MIN	0-1,1/1 22:18	0-0,2/-1 28:12	DND	0-0,1/-1 08:14	0-1,3/-1 22:47	1-0,3/0 10:24
Nov 14	@ WPG	MIN	0-0,2/-1 17:40	0-0,3/-2 24:29	0-0,4/-1 09:49	0-0,1/-1 10:05	1-0,4/0 22:36	0-0,1/0 10:45
Nov 16	@ MTL	MIN	1-0,5/-1 22:00	0-0,6/-1 26:10	DND	0-0,0/0 04:31	0-1,1/-1 24:36	0-0,0/-2 05:34
Nov 18	@ OTT	MIN	0-1,6/0 19:46	0-2,3/1 26:15	0-0,0/-1 05:38	DND	0-1,0/-1 23:38	0-0,0/-1 07:46
Nov 20	@ TOR	MIN	0-1,1/1 19:13	1-0(W),7/0 24:54	0-0,1/0 09:00	DND	0-0,1/2 23:56	0-0,1/0 11:43
Nov 22	Vs SJS	MIN	0-1,3/0 19:21	0-1,1/0 23:11	0-0,0/0 10:21	DND	0-0,2/-1 23:11	0-0,1/1 11:12
Nov 24	Vs LAK	MIN	0-1,4/1 21:30	1-0,2/-2 25:15	0-0,1/-1 10:56	DND	0-1,1/1 24:21	0-0,3/0 11:18
Nov 25	Vs VGK	MIN	0-2,1/0 20:07	1-0,2/-1 24:29	0-0,1/0 07:06	DND	0-0,2/0 22:24	0-0,1/0 10:52
Nov 28	@ EDM	0-0,2/0 11:43	0-0,4/-2 21:35	1-0,5/-1 25:57	0-0,0/0 07:00	MIN	0-0,1/-1 25:55	0-0,1/0 09:30
Nov 30	@ CGY	0-0,2/-1 13:42	0-0,2/0 20:21	0-0,2/-1 26:27	0-0,0/-1 10:40	MIN	0-0,3/-1 23:09	0-0,3/0 12:26
Dec 2	Vs NJD	1-0,2/2 11:32	1-1,3/2 17:51	0-0,3/2 21:43	DND	MIN	1-0,2/1 24:02	0-1,0/1 13:39
Dec 3	@ VGK	0-0,0/0 13:32	1-0,5/-2 19:20	0-0,3/-1 25:20	DND	MIN	0-0,1/-1 26:17	0-0,1/0 14:52
Dec 7	@ BOS	0-0,0/-1 12:43	0-0,0/-2 16:26	0-0,2/-1 23:08	DND	MIN	0-0,2/-2 24:40	0-0,0/-1 14:38
Dec 9	@ CBJ	0-0,1/0 12:45	0-0,2/-1 17:42	0-0,2/0 26:19	DND	MIN	0-0,3/-1 19:55	0-0,1/0 14:13
Dec 10	@ CHI	0-0,1/0 13:51	0-0,1/-1 16:55	0-0,2/-1 22:41	DND	MIN	0-1,2/-1 24:07	0-0,2/0 13:40
Dec 14	Vs TBL	0-0,1/0 14:12	0-1,3/-1 17:55	0-0,1/-2 21:02	0-0,3/-1 12:26	MIN	0-0,0/-1 22:00	DND
Dec 16	Vs PIT	0-0,0/0 08:31	0-0,4/-3 19:23	0-0,0/-2 22:34	1-0,1/1 10:16	MIN	0-0,1/1 24:09	DND
Dec 19	Vs FLA	MIN	1-0,2/-1 20:48	0-1,6/0 24:23	0-0,4/0 13:21	MIN	0-1,2/1 22:09	0-0,2/0 10:40
Dec 22	Vs WSH	MIN	0-0,4/1 19:50	0-0,1/0 26:32	0-0,2/0 08:12	MIN	0-2,0/0 23:49	0-0,2/-1 14:16
Dec 23	Vs COL	MIN	2-0,4/1 18:51	0-0,4/-1 20:52	0-0,0/0 11:32	MIN	0-0,2/0 24:56	0-0,2/0 06:19
Dec 27	@ COL	MIN	0-0,2/1 22:33	0-0,5/0 25:10	0-0,1/-1 10:55	MIN	1-0(W),1/2 20:22	SUS
Dec 28	Vs TOR	MIN	0-1,0/-2 17:06	0-0,2/-3 21:21	0-0,0/1 12:52	DND	0-1,0/-4 22:22	SUS
Dec 31	@ ANA	MIN	0-1,4/-2 19:38	0-0,0/-3 22:46	0-0,0/0 09:57	DND	0-1,1/-2 21:00	SUS
Jan 4	Vs NSH	MIN	0-1,1/0 15:15	0-0,1/-1 24:33	1-0,4/1 13:42	MIN	0-1,3/-1 27:09	SUS
Jan 6	Vs NYR	MIN	0-1,4/0 17:35	0-0,2/-1 26:02	0-0,0/0 13:32	MIN	0-0,2/0 22:29	SUS
Jan 12	Vs EDM	MIN	0-0,1/-1 16:30	0-0,0/-3 20:41	0-0,2/-1 11:10	MIN	0-0,2/-3 20:39	SUS
Jan 13	@ SJS	MIN	1-1,2/0 18:02	1-0,1/-3 22:49	DND	MIN	1-0,2/1 22:34	0-0,1/-1 15:06
Jan 16	Vs SJS	MIN	0-0,3/0 20:38	0-1,1/1 22:16	0-1,4/2 14:22	MIN	0-0,2/-1 21:36	DND
Jan 18	@ NSH	MIN	0-1,2/2 20:02	1-0,1/1 25:36	0-0,3/-2 12:55	MIN	0-0,3/-1 25:00	DND
Jan 20	@ STL	MIN	0-0,5/1 16:18	0-0,6/2 20:30	0-0,0/0 15:20	MIN	0-0,1/2 21:29	1-0,4/1 12:16
Jan 22	Vs NYI	MIN	0-0,2/-1 20:17	0-1,1/0 20:27	2-1(W),4/3 13:59	MIN	0-0,1/0 24:22	0-0,0/-1 12:19
Jan 25	Vs CBJ	MIN	0-1,5/0 23:21	0-0,2/0 21:49	0-0,1/0 13:46	MIN	INJ	0-0,1/0 11:33
Feb 1	Vs DAL	MIN	0-0,0/-1 21:48	0-0,2/-1 23:42	0-0,1/-1 11:49	MIN	0-0,2/-1 25:08	DND
Feb 3	@ LAK	MIN	0-0,2/-2 20:04	0-0,2/0 23:37	0-0,3/-2 13:47	MIN	0-0,1/-3 23:21	DND
Feb 6	@ WPG	MIN	1-1,4/0 16:39	0-1,4/-3 22:57	0-0,2/-1 11:16	MIN	0-1,3/-3 25:08	0-0,2/-1 11:03
Feb 8	@ MIN	MIN	0-2,2/2 19:58	0-1,5/-1 21:09	2-0,4/1 14:41	MIN	0-2,1/2 24:58	0-0,1/-1 10:31
Feb 10	Vs PHI	MIN	0-1,1/1 20:15	0-0,0/1 24:25	0-0,2/0 15:51	MIN	1-0,1/2 21:59	1-0,1/0 10:18
Feb 12	Vs CHI	MIN	0-1,1/1 15:27	0-0,0/2 20:56	1-0,1/1 11:24	MIN	1-1,1/2 23:10	0-1,1/2 12:18
Feb 13	@ SJS	MIN	0-0,1/0 19:13	0-0,3/-1 24:13	0-1,1/1 11:51	MIN	1-0(W),1/1 20:42	0-0,0/-1 12:10
Feb 15	Vs MTL	MIN	0-1,1/2 15:38	0-3,0/2 20:10	0-0,2/0 15:33	MIN	0-0,1/-1 23:24	0-0,0/-1 13:33
Feb 17	Vs EDM	MIN	0-0,2/0 19:12	0-1,3/1 21:13	0-0,2/0 13:36	MIN	0-0,1/0 21:39	DND
Feb 22	Vs CGY	MIN	1-0,7/0 16:14	0-1,1/-1 21:36	0-0,2/0 12:39	MIN	0-0,3/-1 21:38	0-0,0/0 11:29
Feb 24	Vs ANA	MIN	0-0,4/0 18:20	0-0,3/1 20:58	0-0,3/0 19:05	MIN	0-0,2/1 25:45	0-0,0/1 11:53
Feb 25	Vs VAN	MIN	0-1,4/-1 20:47	0-0,2/-2 24:12	0-0,3/-1 17:06	MIN	1-0,4/0 26:02	0-0,2/0 08:55
Mar 1	Vs MIN	MIN	0-0,2/1 17:05	0-1,1/2 21:19	0-0,0/0 13:55	MIN	0-0,3/-1 22:26	INJ
Mar 3	Vs OTT	MIN	0-1,2/1 17:36	1-0,1/1 21:13	0-1,6/1 14:02	MIN	0-0,0/1 24:02	INJ
Mar 5	@ EDM	MIN	0-1,2/0 17:05	0-1,1/0 23:50	0-0,3/0 12:44	MIN	DND	INJ
Mar 7	@ VAN	MIN	1-0(W),2/1 16:24	0-1,5/0 21:34	0-0,2/0 18:27	MIN	DND	INJ
Mar 10	@ COL	MIN	0-0,2/-1 17:55	0-0,1/0 22:20	0-0,1/0 17:59	MIN	DND	INJ
Mar 11	Vs VAN	MIN	0-1,1/0 19:01	1-0(W),4/0 20:29	0-0,3/0 16:30	MIN	0-0,0/0 21:39	INJ
Mar 13	Vs LAK	MIN	0-1,3/1 18:51	0-0,3/1 21:43	1-1,1/1 14:22	MIN	0-0,2/-2 26:29	INJ
Mar 15	Vs NSH	MIN	0-1,3/0 20:48	1-0,5/0 22:33	0-0,0/-2 13:18	MIN	0-0,1/-2 23:13	INJ
Mar 17	Vs MIN	MIN	0-0,3/-1 21:03	0-0,4/0 25:25	0-0,4/-1 16:16	MIN	0-0,2/-1 20:09	0-0,0/0 09:57
Mar 19	Vs CGY	MIN	0-2,3/3 20:58	2-0(W),2/2 20:16	0-0,2/-2 12:57	MIN	0-0,2/1 21:26	0-0,1/0 09:16
Mar 21	@ BUF	1-0,4/0 12:18	1-1(W),4/1 17:59	0-1,3/1 19:37	0-0,0/-1 12:24	MIN	0-1,1/0 22:40	DND
Mar 22	@ CAR	0-1,2/1 16:02	0-2,1/-1 18:34	0-0,2/0 22:25	1-0,3/1 14:07	MIN	2-0,4/-2 23:43	0-0,0/-2 10:22
Mar 24	@ FLA	0-0,4/-1 12:12	0-2,0/0 18:49	0-0,1/-2 22:34	0-0,2/-1 11:55	MIN	0-0,1/0 26:30	DND
Mar 26	@ TBL	0-1,0/1 13:03	0-0,3/1 19:18	0-0,3/0 24:31	0-1,1/2 13:59	MIN	0-1,1/1 24:41	DND
Mar 28	@ VGK	0-0,0/0 10:56	0-0,1/1 18:51	0-1,3/1 22:59	0-0,3/1 15:35	MIN	0-0,2/0 22:18	0-0,1/0 09:49
Mar 29	@ LAK	0-0,2/-1 11:09	0-0,1/-1 18:54	0-0,3/-2 24:51	0-0,2/0 13:21	MIN	0-0,0/-2 24:37	0-0,2/1 13:46
Mar 31	Vs STL	0-3,0/3 14:28	0-2,4/1 16:54	1-1,4/3 21:43	0-0,1/1 15:42	MIN	1-0,3/2 20:58	1-0,1/2 14:14
Apr 3	@ CGY	1-0,3/1 15:34	0-0,1/1 18:52	0-0,2/2 23:22	0-0,1/0 14:31	MIN	0-0,0/-1 25:04	0-0,1/1 11:33
Apr 5	@ VAN	1-0,1/0 14:01	1-0,2/0 18:30	0-0,0/2 27:34	0-0,0/-1 14:51	MIN	0-0,1/-2 24:47	0-0,0/0 12:32
Apr 7	Vs ANA	0-0,2/0 15:21	0-0,2/0 22:38	0-0,4/-1 26:53	0-0,3/-2 13:27	MIN	0-0,3/-1 24:54	0-0,0/0 10:32

Date	Opp.	FISCHER #36	MERKLEY #38	HANLEY #39	MERMIS #43	CONNAUTON #44	ARCHIBALD #45	MURPHY #46
Oct 5	@ ANA	1-0,2/0 12:22	DNP	DND	DND	0-0,2/-1 11:51		
Oct 7	Vs VGK	DND	DNP	DND	DND	0-0,1/1 12:11		
Oct 10	@ VGK	0-0,3/-1 15:05	DNP	DND	DND	1-0,1/-1 16:20		
Oct 12	Vs DET	0-0,0/-1 14:12	DNP	DND	DND	INJ		
Oct 14	Vs BOS	0-0,3/-1 12:52	DNP	DND	DND	INJ		
Oct 17	@ DAL	0-0,0/0 11:57	DNP	DND	DND	0-0,4/-1 17:42		
Oct 19	Vs DAL	0-0,1/0 12:30	DNP	DND	DND	0-0,0/0 14:23		
Oct 21	Vs CHI	1-0,1/0 12:49	DNP	DND	DND	0-0,1/0 11:56		
Oct 24	@ NYI	0-0,0/-2 10:08	DNP	DND	DND	DND		
Oct 26	@ NYR	DND	DNP	DND	DND	DND		
Oct 28	@ NJD	1-0,4/-1 16:07	DNP	DND	DND	0-0,2/-1 12:45		
Oct 30	@ PHI	0-0,2/0 17:03	DNP	DND	DND	0-0,0/0 12:46		
Oct 31	@ DET	0-1,2/0 15:48	DNP	DND	DND	0-0,1/1 13:49		
Nov 2	Vs BUF	0-0,3/-2 13:45	DNP	DND	0-0,1/-1 10:07	0-1,1/-1 14:10		
Nov 4	Vs CAR	0-0,0/-1 15:31	DNP	DND	0-0,1/0 09:29	0-0,1/0 15:11		
Nov 6	@ WSH	1-0,1/1 12:43	DNP	DND	0-0,1/0 07:07	0-0,0/0 13:04		
Nov 7	@ PIT	0-1,1/1 12:56	DNP	DND	0-0,0/0 13:55	0-0,1/-1 09:54		
Nov 9	@ STL	0-0,5/0 15:31	DNP	DND	0-0,1/-1 10:35	0-1,3/0 16:39		
Nov 11	Vs WPG	0-0,0/0 14:00	DNP	DND	0-0,2/0 09:08	0-0,1/0 12:18		
Nov 14	@ WPG	0-0,0/0 17:41	DNP	DND	0-0,1/0 12:44	0-0,0/-1 16:20		
Nov 16	@ MTL	1-1(W),3/1 15:53	DNP	0-0,0/1 08:39	DND	0-0,0/-1 13:44		
Nov 18	@ OTT	0-0,2/-1 15:56	DNP	0-0,1/-1 12:07	DND	0-0,1/0 15:07		
Nov 20	@ TOR	0-0,2/0 16:26	DNP	DND	MIN	0-0,0/0 12:03		
Nov 22	Vs SJS	0-0,3/-2 15:55	DNP	DND	MIN	0-0,4/-1 12:06		
Nov 24	Vs LAK	1-1(W),1/-1 16:44	DNP	DND	MIN	0-0,1/0 11:43		
Nov 25	Vs VGK	0-0,5/-2 17:22	DNP	DND	MIN	0-0,0/0 10:59		
Nov 28	@ EDM	1-0,2/1 15:52	DNP	DND	MIN	0-0,3/-1 16:40		
Nov 30	@ CGY	0-0,0/-1 16:31	DNP	0-0,0/-1 09:53	MIN	0-0,1/-1 14:46		
Dec 2	Vs NJD	0-2,1/2 11:29	DNP	0-0,0/2 12:22	MIN	0-2,0/3 16:40		
Dec 3	@ VGK	0-1,5/0 15:19	DNP	DND	MIN	0-0,1/0 13:09		
Dec 7	@ BOS	0-0,3/-1 13:38	DNP	MIN	MIN	DND		
Dec 9	@ CBJ	0-0,3/0 14:29	DNP	MIN	MIN	0-0,0/0 16:44		
Dec 10	@ CHI	0-0,1/0 14:34	DNP	MIN	MIN	0-0,3/0 14:15		
Dec 14	Vs TBL	0-0,3/0 14:11	DNP	DND	MIN	0-0,4/0 14:12		
Dec 16	Vs PIT	0-0,0/-2 16:15	DNP	DND	MIN	0-0,0/0 13:48		
Dec 19	Vs FLA	1-0,6/1 17:48	0-0,0/0 13:30	DND	MIN	0-0,0/-2 12:55	DND	
Dec 22	Vs WSH	1-0,2/0 17:14	DNP	DND	MIN	0-0,0/0 13:37	0-0,3/-1 16:11	
Dec 23	Vs COL	0-0,0/-2 15:10	MIN	MIN	MIN	0-0,1/0 14:34	0-0,0/0 07:42	
Dec 27	@ COL	0-0,3/1 16:26	MIN	MIN	MIN	0-0,0/0 13:24	0-1,1/1 16:02	
Dec 28	Vs TOR	1-0,2/0 18:30	MIN	MIN	MIN	0-0,2/2 15:00	1-0,1/-3 14:38	
Dec 31	@ ANA	0-0,1/-1 17:38	MIN	MIN	MIN	0-0,0/-1 16:41	0-0,0/-1 13:38	
Jan 4	Vs NSH	1-0(W),4/1 15:54	MIN	MIN	MIN	0-0,0/1 11:37	0-0,1/-2 15:38	
Jan 6	Vs NYR	0-0,0/-1 14:59	MIN	MIN	MIN	0-0,0/0 15:54	0-0,4/0 15:26	
Jan 12	Vs EDM	0-0,2/-1 14:19	MIN	MIN	MIN	0-0,0/0 16:10	1-0,1/0 15:50	
Jan 13	@ SJS	1-0,3/-1 15:01	MIN	MIN	MIN	0-1,0/-1 16:56	1-0,2/1 13:46	
Jan 16	Vs SJS	0-0,5/-1 15:50	MIN	MIN	MIN	DND	0-0,0/0 12:11	
Jan 18	@ NSH	0-0,2/0 15:14	MIN	MIN	MIN	0-0,3/0 11:45	0-0,1/0 11:42	
Jan 20	@ STL	1-1,4/1 14:55	MIN	MIN	MIN	DND	DND	
Jan 22	Vs NYI	0-1,5/0 15:50	MIN	MIN	MIN	DND	DND	
Jan 25	Vs CBJ	0-0,3/0 12:39	MIN	MIN	MIN	0-0,2/0 16:50	DND	
Feb 1	Vs DAL	0-1,0/-1 13:55	MIN	MIN	MIN	1-0,1/0 14:02	0-0,0/0 08:18	
Feb 3	@ LAK	0-0,3/-2 14:14	MIN	MIN	MIN	0-0,2/-1 18:12	0-0,1/-1 13:24	
Feb 6	@ WPG	0-0,0/-1 15:08	MIN	MIN	MIN	1-0,1/1 13:29	0-1,1/0 10:59	
Feb 8	@ MIN	INJ	MIN	MIN	MIN	1-1,7/2 20:36	0-0,2/-2 11:17	
Feb 10	Vs PHI	0-1,3/1 13:11	MIN	MIN	MIN	0-0,2/1 16:54	DND	
Feb 12	Vs CHI	0-2,5/1 12:53	MIN	MIN	MIN	0-1,1/1 15:27	DND	
Feb 13	@ SJS	0-1,2/0 11:35	MIN	MIN	MIN	1-0,2/1 14:38	0-0,0/0 13:41	
Feb 15	Vs MTL	0-0,2/0 13:58	MIN	MIN	MIN	0-0,0/-1 17:49	1-0,2/1 10:12	
Feb 17	Vs EDM	0-1,1/1 13:18	MIN	MIN	MIN	0-0,3/0 11:45	0-0,0/1 09:38	
Feb 22	Vs CGY	0-0,5/-1 15:18	MIN	MIN	MIN	1-0,1/1 15:35	0-0,2/0 10:43	
Feb 24	Vs ANA	0-0,2/0 13:20	MIN	MIN	MIN	0-1,2/0 13:24	0-2,1/2 12:24	
Feb 25	Vs VAN	0-0,1/-1 13:40	MIN	MIN	MIN	0-0,1/0 12:27	0-0,2/0 10:34	
Mar 1	Vs MIN	0-2,1/2 12:53	MIN	MIN	MIN	1-0(W),2/0 17:38	0-0,1/-1 13:05	
Mar 3	Vs OTT	0-0,0/-1 14:22	MIN	MIN	MIN	0-0,2/-1 15:12	0-0,1/0 12:42	
Mar 5	@ EDM	0-0,1/0 14:07	MIN	MIN	MIN	0-0,4/0 21:07	0-0,0/0 10:18	
Mar 7	@ VAN	0-0,0/0 11:23	MIN	MIN	MIN	0-0,0/-1 16:10	0-0,2/0 10:00	
Mar 10	@ COL	0-0,0/-1 10:08	MIN	MIN	MIN	0-0,3/-2 16:49	0-1,1/0 11:28	
Mar 11	Vs VAN	0-0,0/0 08:39	MIN	MIN	MIN	0-0,2/0 17:52	0-0,1/0 11:40	
Mar 13	Vs LAK	0-0,1/0 10:17	MIN	MIN	MIN	0-0,3/1 16:35	0-0,1/0 12:04	
Mar 15	Vs NSH	0-0,1/0 11:46	MIN	MIN	MIN	0-0,3/1 13:51	0-0,0/0 09:03	
Mar 17	Vs MIN	0-0,1/0 10:54	MIN	MIN	MIN	0-0,2/-1 17:08	0-0,0/0 11:15	
Mar 19	Vs CGY	0-0,2/0 10:01	MIN	MIN	MIN	0-0,0/0 17:01	0-0,1/0 09:10	
Mar 21	@ BUF	0-0,0/0 08:23	MIN	MIN	MIN	0-0,3/1 16:21	0-0,0/1 15:34	
Mar 22	@ CAR	0-1,3/1 14:19	MIN	MIN	MIN	0-0,1/-1 19:16	1-0,1/0 14:00	
Mar 24	@ FLA	0-0,1/0 10:14	MIN	MIN	MIN	0-0,2/0 16:10	0-0,0/0 13:29	0-0,1/0 10:39
Mar 26	@ TBL	0-0,1/0 10:34	MIN	MIN	MIN	0-1,0/3 12:56	0-0,0/0 11:46	1-0,2/1 11:04
Mar 28	@ VGK	0-0,3/0 09:15	MIN	MIN	MIN	2-0(W),4/3 18:37	DND	0-0,1/2 12:06
Mar 29	@ LAK	0-0,3/-1 09:52	MIN	MIN	MIN	1-0,1/1 14:59	DND	0-1,0/1 13:10
Mar 31	Vs STL	0-0,3/1 12:28	MIN	MIN	MIN	0-0,0/0 20:56	0-0,2/0 12:18	0-0,0/0 16:30
Apr 3	@ CGY	1-0,1/1 14:58	MIN	MIN	MIN	1-1(W),1/1 21:34	0-1,2/1 10:26	0-1,0/2 17:10
Apr 5	@ VAN	1-0,2/1 10:20	MIN	MIN	0-0,0/0 13:06	0-0,1/0 20:44	0-0,1/1 09:15	0-0,1/-1 14:36
Apr 7	Vs ANA	0-0,2/-1 12:05	MIN	0-0,1/-1 12:38	0-0,0/0 12:41	INJ	0-0,0/0 09:10	0-0,0/0 18:38

Date	Opp.	MARTINOOK #48	DEMERS #55	CROUSE #67	CAPOBIANCO #75	MISKA #1	LANGHAMER #30	HILL #31
Oct 5	@ ANA	0-0,1/-1 12:57	0-0,2/-1 21:52	0-0,0/-1 08:32		MIN		
Oct 7	Vs V GK	0-1,1/1 11:04	0-0,2/0 24:28	0-0,2/0 11:12		MIN		
Oct 10	@ V GK	INJ	0-0,4/-2 22:06	0-0,4/-1 13:25		MIN		
Oct 12	Vs DET	0-0,2/-1 17:09	0-0,2/1 23:37	0-0,1/0 09:40		MIN		
Oct 14	Vs BOS	0-0,1/-1 15:08	0-1,3/-1 22:29	0-0,3/-1 13:09		MIN	DND	
Oct 17	@ DAL	0-0,0/0 11:24	1-0,3/1 18:52	0-0,2/0 08:35		MIN	MIN	2/33 L 58:25
Oct 19	Vs DAL	0-0,1/-1 14:50	0-1,1/0 22:45	0-0,1/0 07:39		MIN	MIN	5/30 L 58:16
Oct 21	Vs CHI	0-0,0/0 10:52	0-0,3/0 25:21	DND		MIN	MIN	DNP
Oct 24	@ NYI	0-0,3/0 12:46	0-0,2/-1 24:02	DND		MIN	MIN	DNP
Oct 26	@ NYR	0-0,0/-2 09:45	0-0,1/-2 18:40	MIN		MIN	MIN	4/29 L 59:04
Oct 28	@ NJD	0-0,2/-1 13:33	0-1,1/2 20:02	MIN		MIN	MIN	MIN
Oct 30	@ PHI	1-0,1/0 14:45	0-1,2/0 23:45	MIN		MIN	MIN	MIN
Oct 31	@ DET	0-0,3/-1 12:12	1-0,1/-1 20:43	MIN		MIN	MIN	MIN
Nov 2	Vs BUF	0-1,1/0 12:39	0-2,3/1 24:14	MIN		MIN	MIN	MIN
Nov 4	Vs CAR	0-0,4/0 14:34	0-0,0/0 25:15	MIN		MIN	MIN	MIN
Nov 6	@ WSH	0-0,2/0 15:09	0-0,1/0 28:58	MIN		MIN	MIN	MIN
Nov 7	@ PIT	0-0,1/-1 12:50	0-0,3/1 23:12	MIN		MIN	MIN	MIN
Nov 9	@ STL	0-0,0/-1 15:11	0-0,0/-1 26:36	MIN		MIN	MIN	MIN
Nov 11	Vs WPG	0-0,2/0 13:17	0-0,1/-2 22:02	MIN		MIN	MIN	MIN
Nov 14	@ WPG	0-0,2/0 10:29	0-0,1/-2 21:05	MIN		MIN	MIN	MIN
Nov 16	@ MTL	0-1,0/0 14:12	0-0,1/1 23:14	MIN		MIN	MIN	MIN
Nov 18	@ OTT	0-0,0/-1 10:54	0-1,0/0 22:58	MIN		MIN	MIN	MIN
Nov 20	@ TOR	0-0,0/0 11:43	0-0,3/0 22:00	MIN		MIN	MIN	MIN
Nov 22	Vs SJS	0-0,0/0 11:14	0-0,1/1 20:40	MIN		MIN	MIN	MIN
Nov 24	Vs LAK	0-0,3/0 12:36	0-1,2/-1 22:31	MIN		MIN	DNP	MIN
Nov 25	Vs V GK	0-0,0/0 11:26	0-0,0/1 20:16	MIN		MIN	0/10 28:53	MIN
Nov 28	@ EDM	0-0,2/-1 12:00	0-0,0/0 23:29	MIN		MIN	DNP	MIN
Nov 30	@ CGY	0-0,0/-1 12:01	0-0,2/-1 24:15	MIN		MIN	DNP	MIN
Dec 2	Vs NJD	1-0,2/1 15:38	1-0(W),3/2 21:47	MIN		MIN	DND	MIN
Dec 3	@ V GK	0-0,1/-1 13:27	0-0,0/-1 23:15	MIN		MIN	DND	MIN
Dec 7	@ BOS	0-0,1/0 14:46	0-0,0/-2 20:06	MIN	0-0,0/-1 13:33	MIN	MIN	MIN
Dec 9	@ CBJ	0-0,1/0 14:42	0-0,1/0 19:48	MIN	DND	MIN	MIN	MIN
Dec 10	@ CHI	0-0,0/0 14:32	0-0,0/-2 20:24	MIN	DND	MIN	MIN	MIN
Dec 14	Vs TBL	0-0,2/-1 11:16	0-0,1/-2 21:23	MIN	MIN	MIN	MIN	MIN
Dec 16	Vs PIT	0-1,1/-1 16:50	0-0,1/-1 22:20	MIN	MIN	MIN	MIN	MIN
Dec 19	Vs FLA	0-0,1/0 11:50	0-0,1/-1 18:58	MIN	MIN	MIN	MIN	MIN
Dec 22	Vs WSH	0-0,1/0 12:16	0-1,0/1 20:55	MIN	MIN	MIN	MIN	MIN
Dec 23	Vs COL	0-1,0/0 15:12	0-0,6/-1 19:08	MIN	MIN	MIN	MIN	MIN
Dec 27	@ COL	0-0,0/-1 13:01	0-0,1/0 22:38	1-0,1/1 11:59	MIN	MIN	MIN	MIN
Dec 28	Vs TOR	1-1,2/2 14:32	0-0,1/-1 19:41	0-0,0/-3 11:21	MIN	MIN	MIN	MIN
Dec 31	@ ANA	0-0,3/0 11:44	0-0,2/-1 19:06	0-0,0/-1 12:15	MIN	MIN	MIN	MIN
Jan 4	Vs NSH	0-1,0/0 15:16	0-1,2/-1 21:26	0-0,1/0 12:33	DND	MIN	MIN	MIN
Jan 6	Vs NYR	0-0,1/0 15:29	0-0,0/-1 22:30	MIN	MIN	MIN	MIN	MIN
Jan 12	Vs EDM	0-1,1/-1 11:54	0-0,1/0 19:14	MIN	MIN	MIN	MIN	MIN
Jan 13	@ SJS	0-0,1/-1 14:28	0-0,1/2 18:58	MIN	MIN	MIN	MIN	MIN
Jan 16	Vs SJS	1-0,1/2 14:45	0-1,1/2 22:38	MIN	MIN	MIN	MIN	MIN
Jan 18	@ NSH	0-0,4/-2 17:47	0-1,2/1 25:01	MIN	MIN	MIN	MIN	MIN
Jan 20	@ STL	0-0,3/0 16:35	0-1,1/2 18:53	MIN	MIN	MIN	MIN	MIN
Jan 22	Vs NYI	0-0,1/1 13:51	0-0,1/-1 18:54	MIN	MIN	MIN	MIN	MIN
Jan 25	Vs CBJ	0-0,5/0 13:24	0-0,0/0 12:00	MIN	MIN	MIN	MIN	MIN
Feb 1	Vs DAL	0-0,0/0 10:27	INJ	MIN	DND	MIN	MIN	MIN
Feb 3	@ LAK	0-0,0/0 12:06	INJ	MIN	DND	MIN	MIN	DNP
Feb 6	@ WPG	0-0,0/-1 14:23	INJ	MIN	DND	MIN	MIN	MIN
Feb 8	@ MIN	0-0,0/0 11:42	0-0,1/-1 18:18	MIN	MIN	MIN	MIN	MIN
Feb 10	Vs PHI	0-0,3/0 15:07	1-0,3/1 21:24	MIN	MIN	MIN	MIN	MIN
Feb 12	Vs CHI	0-0,2/0 15:46	0-0,0/2 19:28	MIN	MIN	MIN	MIN	MIN
Feb 13	@ SJS	0-0,1/1 13:25	0-0,1/-1 21:28	MIN	MIN	MIN	MIN	MIN
Feb 15	Vs MTL	0-0,2/0 17:47	0-0,3/2 17:25	MIN	MIN	MIN	MIN	MIN
Feb 17	Vs EDM	0-0,3/0 16:38	0-0,0/1 16:43	MIN	MIN	MIN	MIN	MIN
Feb 22	Vs CGY	0-0,4/0 17:38	0-1,1/-1 16:45	MIN	MIN	MIN	MIN	MIN
Feb 24	Vs ANA	0-0,2/0 18:08	1-0(W),3/1 17:33	MIN	MIN	MIN	MIN	MIN
Feb 25	Vs VAN	0-0,3/0 14:01	0-0,1/-1 20:30	MIN	MIN	MIN	MIN	MIN
Mar 1	Vs MIN	1-0,2/0 15:09	0-0,0/1 20:04	MIN	MIN	MIN	MIN	MIN
Mar 3	Vs OTT	1-0(W),2/1 16:21	0-0,1/1 17:10	MIN	MIN	MIN	MIN	MIN
Mar 5	@ EDM	0-0,5/0 14:49	1-0,2/0 20:14	MIN	MIN	MIN	MIN	MIN
Mar 7	@ VAN	0-0,1/-1 16:27	0-0,1/-1 21:31	MIN	MIN	MIN	MIN	DNP
Mar 10	@ COL	0-0,1/-1 17:18	0-0,0/0 20:40	MIN	MIN	MIN	MIN	DNP
Mar 11	Vs VAN	0-0,1/0 15:20	0-0,1/0 18:53	MIN	MIN	MIN	MIN	DNP
Mar 13	Vs LAK	0-0,0/-1 16:42	0-0,1/2 21:31	MIN	MIN	MIN	MIN	3/37 W 65:00
Mar 15	Vs NSH	0-0,1/-2 15:50	0-0,1/-1 17:00	MIN	MIN	MIN	MIN	DNP
Mar 17	Vs MIN	0-0,1/0 14:55	0-0,2/1 22:24	MIN	MIN	MIN	MIN	MIN
Mar 19	Vs CGY	0-0,1/-2 14:19	0-0,2/1 20:52	MIN	MIN	MIN	MIN	MIN
Mar 21	@ BUF	0-0,3/-1 13:35	INJ	MIN	MIN	MIN	MIN	MIN
Mar 22	@ CAR	0-0,2/-1 10:25	INJ	MIN	MIN	MIN	MIN	MIN
Mar 24	@ FLA	0-0,2/-1 13:26	INJ	MIN	MIN	MIN	MIN	MIN
Mar 26	@ TBL	0-1,0/1 14:43	INJ	MIN	MIN	MIN	MIN	MIN
Mar 28	@ V GK	0-0,1/0 16:57	INJ	MIN	MIN	MIN	MIN	MIN
Mar 29	@ LAK	0-0,0/0 15:13	INJ	MIN	MIN	MIN	MIN	MIN
Mar 31	Vs STL	0-0,0/0 15:03	INJ	MIN	MIN	MIN	MIN	MIN
Apr 3	@ CGY	0-0,1/0 14:14	INJ	MIN	MIN	MIN	MIN	MIN
Apr 5	@ VAN	0-0,2/-1 15:23	INJ	MIN	MIN	MIN	MIN	MIN
Apr 7	Vs ANA	0-0,2/-1 11:38	INJ	MIN	MIN	MIN	MIN	MIN

Date	Opp.	WEDGEWOOD #31	RAANTA #32	DOMINGUE #35	KUEMPER #35
Oct 5	@ ANA		DNP	5/41 L 58:17	
Oct 7	Vs VGK		2/42 O 63:46	DNP	
Oct 10	@ VGK		3/5 L 06:15	2/23 53:45	
Oct 12	Vs DET		0/9 20:00	3/23 L 39:08	
Oct 14	Vs BOS		INJ	6/29 L 59:56	
Oct 17	@ DAL		INJ	DNP	
Oct 19	Vs DAL		INJ	DNP	
Oct 21	Vs CHI		INJ	3/28 L 59:15	
Oct 24	@ NYI		INJ	5/25 L 60:00	
Oct 26	@ NYR		INJ	DNP	
Oct 28	@ NJD	DND	INJ	4/25 L 57:24	
Oct 30	@ PHI	3/31 W 64:40	INJ	DNP	
Oct 31	@ DET	4/39 L 58:20	INJ	MIN	
Nov 2	Vs BUF	DNP	5/31 L 56:57	DND	
Nov 4	Vs CAR	DNP	1/37 W 64:31	DNP	
Nov 6	@ WSH	3/40 O 63:53	DNP	DNP	
Nov 7	@ PIT	DNP	3/37 L 58:39	MIN	
Nov 9	@ STL	DNP	2/38 O 64:41	MIN	
Nov 11	Vs WPG	DNP	3/20 L 58:01	MIN	
Nov 14	@ WPG	1/17 34:52	3/13 L 25:08	MIN	
Nov 16	@ MTL	DNP	4/37 W 59:44	MIN	
Nov 18	@ OTT	DNP	2/32 W 61:05	MIN	
Nov 20	@ TOR	DNP	1/28 W 59:45	MIN	
Nov 22	Vs SJS	2/16 L 44:20	0/9 14:37	MIN	
Nov 24	Vs LAK	2/25 W 62:43	INJ	MIN	
Nov 25	Vs VGK	3/17 L 28:49	INJ	MIN	
Nov 28	@ EDM	3/27 O 64:20	INJ	MIN	
Nov 30	@ CGY	3/44 L 60:00	INJ	MIN	
Dec 2	Vs NJD	0/27 W 59:43	INJ	MIN	
Dec 3	@ VGK	3/45 O 63:51	INJ	MIN	
Dec 7	@ BOS	6/32 L 60:00	DNP	MIN	
Dec 9	@ CBJ	DNP	1/34 L 58:55	MIN	
Dec 10	@ CHI	3/37 L 58:17	DNP	MIN	
Dec 14	Vs TBL	DNP	4/48 L 59:53	MIN	
Dec 16	Vs PIT	DNP	3/32 L 59:46	MIN	
Dec 19	Vs FLA	DNP	3/26 L 58:18	MIN	
Dec 22	Vs WSH	2/17 W 64:16	DNP	MIN	
Dec 23	Vs COL	3/9 26:34	3/19 L 33:26	MIN	
Dec 27	@ COL	DNP	1/26 W 59:52	MIN	
Dec 28	Vs TOR	6/32 L 59:45	DNP	MIN	
Dec 31	@ ANA	DNP	4/25 L 58:51	TRD	
Jan 4	Vs NSH	DNP	2/39 W 62:19		
Jan 6	Vs NYR	DNP	1/25 O 65:00		
Jan 12	Vs EDM	DNP	3/26 L 58:46		
Jan 13	@ SJS	6/44 O 62:42	DNP		
Jan 16	Vs SJS	DNP	2/22 O 65:00		
Jan 18	@ NSH	DNP	2/39 O 65:00		
Jan 20	@ STL	DNP	2/27 W 60:00		
Jan 22	Vs NYI	DNP	2/34 W 62:21		
Jan 25	Vs CBJ	DNP	2/27 L 58:34		
Feb 1	Vs DAL	3/24 L 59:13	INJ		
Feb 3	@ LAK	6/35 L 59:44	INJ		
Feb 6	@ WPG	DNP	4/23 L 57:43		
Feb 8	@ MIN	DNP	3/28 W 62:47		
Feb 10	Vs PHI	DNP	3/43 O 65:00		
Feb 12	Vs CHI	DNP	1/38 W 59:44		
Feb 13	@ SJS	1/29 W 40:28	0/12 19:32		
Feb 15	Vs MTL	DNP	2/36 W 60:00		
Feb 17	Vs EDM	DNP	0/40 W 59:34		
Feb 22	Vs CGY	TRD	5/38 L 59:50		DNP
Feb 24	Vs ANA		0/26 W 60:00		DNP
Feb 25	Vs VAN		DNP		3/27 L 58:21
Mar 1	Vs MIN		3/35 W 60:00		DNP
Mar 3	Vs OTT		1/24 W 59:49		DNP
Mar 5	@ EDM		DNP		4/36 O 60:50
Mar 7	@ VAN		INJ		1/17 W 59:58
Mar 10	@ COL		INJ		5/31 L 60:00
Mar 11	Vs VAN		INJ		0/27 W 60:00
Mar 13	Vs LAK		INJ		DNP
Mar 15	Vs NSH		INJ		3/29 L 58:25
Mar 17	Vs MIN		2/32 L 58:24		DNP
Mar 19	Vs CGY		2/44 W 60:00		DNP
Mar 21	@ BUF		1/30 W 60:00		DND
Mar 22	@ CAR		DNP		6/30 L 58:11
Mar 24	@ FLA		DNP		3/46 L 59:31
Mar 26	@ TBL		1/20 W 60:00		DNP
Mar 28	@ VGK		2/29 W 60:00		DNP
Mar 29	@ LAK		DNP		3/34 L 58:51
Mar 31	Vs STL		0/34 W 60:00		DNP
Apr 3	@ CGY		1/43 W 59:30		DNP
Apr 5	@ VAN		DNP		4/40 O 62:33
Apr 7	Vs ANA		2/26 L 58:04		DNP

	2001-02	2002-03	2003-04	2005-06	2006-07	2007-08	2008-09	2009-10	2010-11	2011-12	2012-13	2013-14	2014-15	2015-16	2016-17	2017-18
Scoring first:	30-6-5-4	21-4-5-3	16-8-9-3	23-9-5	18-8-3	27-4-4	21-14-1	36-3-3	31-5-6	33-4-6	14-1-4	29-12-5	14-16-3	23-13-6	21-14-5	23-16-7
Opponent scoring first:	10-21-4-2	10-31-6-2	6-28-9-3	15-30-0	13-38-2	11-33-3	15-25-6	14-22-4	12-21-7	9-23-7	7-17-5	8-18-10	10-34-5	12-26-2	9-28-5	6-25-5
Leading after 1 period:	21-4-3-2	16-2-2-1	9-4-5-2	17-5-2	15-4-2	14-5-1	16-5-0	23-1-0	18-2-5	22-2-2	13-1-2	23-6-3	12-9-2	14-9-3	16-6-0	15-6-4
Trailing after 1 period:	4-15-2-2	6-24-3-1	2-25-6-3	6-24-1	7-32-2	7-23-2	4-17-2	6-16-4	9-13-2	3-18-2	2-11-5	6-15-6	7-23-1	4-24-2	5-22-5	3-19-3
Tied after 1 period:	15-8-4-2	9-9-6-3	11-7-7-1	15-10-2	9-10-1	17-9-4	16-17-5	21-8-3	16-11-6	17-7-9	6-6-2	8-9-6	5-18-5	17-6-3	9-14-5	11-16-5
Leading after 2 periods:	28-2-2-2	19-1-3-0	14-1-3-1	24-3-3	19-1-4	27-4-2	27-1-1	33-1-2	32-2-2	33-1-0	15-0-1	23-6-4	14-1-2	21-2-3	19-0-4	21-6-4
Trailing after 2 periods:	4-24-1-1	2-28-5-2	4-30-7-0	7-31-2	5-38-1	2-29-3	3-33-4	7-20-2	7-20-4	4-22-5	2-14-4	7-19-6	2-35-2	2-32-2	6-33-2	4-26-4
Tied after 2 periods:	8-1-6-3	10-6-3-3	4-5-8-5	7-5-0	7-7-0	9-4-2	6-5-2	10-4-1	4-4-7	5-4-8	4-4-4	7-5-5	8-14-4	12-5-3	5-9-4	4-9-4
1-goal games:	13-5-0-6	14-11-0-5	13-12-0-6	19-11-5	16-13-5	18-11-7	17-18	29-6-7	21-8-13	17-11-3	8-6-9	20-7-15	14-12-8	17-10-8	20-12-10	16-10-12
2-goal games:	12-7	8-9	4-7	4-10	6-7	8-12	9-8	8-8	10-6	11-3	7-5	9-14	3-12	6-9	5-8	3-15
3-goal games:	15-15	9-15	5-17	9-10	6-13	7-9	9-10	8-7	12-12	14-13	6-7	8-9	7-26	12-20	5-22	10-16
4-goal games:	3-3	3-6	1-3	6-4	2-9	4-2	1-6	4-3	3-3	3-2	4-4	1-2	1-7	5-4	0-2	0-2
5-or more goal games:	4-1	1-2	1-5	0-4	1-4	1-3	0-4	1-1	1-3	1-1	0-0	1-1	1-7	0-2	1-1	3-2
Scoring 4 or more goals:	25-1-0-1	17-0-1-1	6-3-2-2	23-6-2^	14-2-2^	23-1-1^	19-2-2^	19-0-1^	22-0-1^	22-0-1^	12-2-1	16-1-2	12-0-0	19-4-2	13-1-2	15-5-1
Scoring 3 or less goals:	15-26-9-5	14-35-10-4	16-33-16-4	15-33-3^	17-44-3^	15-36-6^	17-37-5^	31-25-6^	21-24-12^	21-28-11	9-16-8	21-29-13	12-50-8	16-34-7	17-41-8	15-36-11
Allowing 4 or more goals:	2-19-0-1	1-23-1-3	2-26-2-3	4-26-2^	6-36-3^	2-20-1^	3-25-3^	4-16-2^	2-14-7^	3-18-1^	3-11-3	2-17-6	3-29-1	0-27-4	2-22-2	1-29-4
Allowing 3 or less goals:	38-8-9-5	30-12-10-2	20-10-16-3	34-13-3^	25-10-2^	36-17-6^	33-14-4^	46-9-5^	41-11-6^	38-11-11	18-7-6	27-22-8	21-21-7	35-12-4	28-20-8	29-12-8
Outshooting opponent:	17-13-2-2	14-14-3-4	6-9-6-2	18-17-3	16-15-1	21-16-2	13-8-1	22-14-4	12-8-5	14-14-3	11-6-6	11-17-10	10-14-2	11-18-2	6-10-1	12-19-3
Outshot by opponent:	20-14-7-3	16-20-8-1	16-25-12-2	19-20-2	14-30-4	16-21-3	20-28-6	26-7-3	30-15-7	25-11-9	9-11-3	23-11-4	14-35-5	23-21-6	24-31-9	16-21-9
Even shots:	3-0-0-1	1-1-0-0	0-2-0-2	1-2-0	1-1-0	1-0-2	3-3-0	2-4-0	1-3-1	3-2-1	1-1-0	3-2-1	0-1-1	1-0-0	0-1-0	1-1-0
vs Northeast Division:	2-4-2-0	2-4-0-0	1-3-1-0	3-2-0	0-0-0	2-3-0	2-4-0	3-3-0	2-2-2	3-0-2	0-0-0					
vs Atlantic Division:	6-1-0-0	4-2-0-1	1-3-0-2	0-0-0	3-2-0	3-2-0	2-3-1	4-1-1	2-2-2	2-4-1	0-0-0					
vs Southeast Division:	4-1-1-1	4-4-1-0	3-2-1-1	3-2-0	3-2-0	0-0-0	4-2-0	4-2-0	2-2-2	3-3-0	0-0-0					
vs EASTERN CONF:	12-6-3-1	10-10-1-1	5-8-2-3	6-4-0	6-4-0	5-5-0	8-9-1	11-6-1	6-6-6	8-7-3	0-0-0					
vs Central Division:	11-7-2-0	8-8-3-1	6-5-9-0	10-8-2	10-10-0	8-10-2	6-11-3	13-5-2	12-5-3	8-9-3	6-7-2					
vs Pacific Division:	7-8-3-2	6-7-4-3	8-10-4-2	15-15-2	9-18-5	19-11-2	13-9-2	13-7-4	11-12-1	13-6-5	9-7-2					
vs Northwest Division:	10-6-1-3	7-10-3-0	3-13-3-1	7-12-1	6-14-0	6-11-3	9-10-1	13-7-0	14-3-3	13-5-2	6-4-5					
vs WESTERN CONF:	28-21-6-5	21-25-10-4	17-28-16-3	32-35-5	25-42-5	33-32-7	28-30-6	39-19-6	37-20-7	34-20-10	21-18-9					
Overtime, Home:	3-3-03	3-2-06	4-4-07	5-1-03	4-2-01	5-0-4	4-0-3	8-0-2								
Overtime, Road:	1-3-06	1-3-05	1-2-11	5-1-00	3-1-01	4-1-02	0-4-0	11-1-04								
Overtime, Overall:	4-6-09	4-5-11	5-6-18	10-2-03	7-3-02	9-1-06	4-4-03	19-1-6								

2013-14

vs Atlantic Division:	8-5-3
vs Metropolitan Division:	9-5-2
vs EASTERN CONF:	17-10-5
vs Central Division:	6-11-4
vs Pacific Division:	14-9-6
vs WESTERN CONF:	20-20-10

2014-15

vs Atlantic Division:	6-10-0
vs Metropolitan Division:	4-9-3
vs EASTERN CONF:	10-19-3
vs Central Division:	2-14-5
vs Pacific Division:	12-17-0
vs WESTERN CONF:	14-31-5

2015-16

vs Atlantic Division:	7-8-1
vs Metropolitan Division:	4-10-2
vs EASTERN CONF:	11-18-3
vs Central Division:	8-11-2
vs Pacific Division:	16-10-3
vs WESTERN CONF:	24-21-5

2016-17

vs Atlantic Division:	6-7-3
vs Metropolitan Division:	7-8-1
vs EASTERN CONF:	13-15-4
vs Central Division:	5-14-1
vs Pacific Division:	12-12-5
vs WESTERN CONF:	17-26-6

2017-18

vs Atlantic Division:	7-9-0
vs Metropolitan Division:	5-8-3
vs EASTERN CONF:	12-17-3
vs Central Division:	7-12-2
vs Pacific Division:	10-12-7
vs WESTERN CONF:	17-24-9

^ Does not include goals credited for shootout wins since 2005-06

* Under new division alignment

A COYOTES PLAYER SCORES A GOAL, TALLIES AN ASSIST, A POINT OR RECORDS A MULTI-POINT GAME...

Player	Goal	Assist	Point	Multi-Point	Player	Goal	Assist	Point	Multi-Point
Archibald	1-3-1	3-2-0	4-5-1	1-0-0	Hjalmarsson	0-0-1	3-2-1	3-2-2	1-0-0
Chychrun	3-0-1	6-3-1	9-3-2	-	Keller	8-12-1	18-12-5	21-20-6	8-6-0
Clendening	-	0-2-0	0-2-0	-	Kempe	0-2-0	0-2-0	0-4-0	-
Connauton	5-5-0	6-1-2	9-6-2	4-0-0	Martinook	4-1-1	3-5-1	7-5-2	0-1-0
Cousins	5-5-0	5-1-1	8-6-1	3-0-0	Murphy	1-0-0	1-1-0	2-1-0	-
Crouse	1-0-0	-	1-0-0	-	Panik	6-2-0	3-3-4	8-3-4	1-2-1
Demers	2-2-2	6-5-2	8-7-4	0-1-0	Perlini	7-6-2	7-4-1	14-10-3	2-0-1
Domi	4-4-0	11-12-4	13-13-4	7-3-2	Richardson	1-1-1	7-4-1	8-5-1	0-0-1
Duclair	2-4-1	3-2-1	5-6-2	1-0-0	Rieder	5-2-1	6-4-0	9-6-1	2-1-0
Dvorak	8-5-1	6-10-5	12-13-6	3-2-1	Rinaldo	2-2-1	2-0-0	4-2-1	-
Ekman-Larsson	6-4-3	11-10-4	16-14-7	4-0-0	Schenn	1-0-0	2-2-2	3-2-2	-
Fischer	6-5-4	8-4-2	12-9-6	6-0-0	Stepan	4-5-3	13-17-5	15-20-7	5-6-1
Goligoski	6-3-2	10-9-0	14-12-2	4-2-0	Strome	3-0-1	2-1-0	5-1-1	1-0-0

RECORD WHEN THE COYOTES SCORE 0, 1, 2, 3, 4, or 5 POWER PLAY GOALS

0 PPG	1 PPG	2 PPG	3 PPG	4 PPG	5 PPG
12-27-8	13-12-4	4-2-0	-	-	-

RECORD WHEN THE COYOTES ALLOW 0, 1, 2, 3, 4, or 5 POWER PLAY GOALS

0 PPG	1 PPG	2 PPG	3 PPG	4 PPG	5 PPG
20-17-6	8-21-5	1-2-1	0-1-0	-	-

RECORD WHEN THE COYOTES PLAY ON THIS DAY OF THE WEEK

Sun	Mon	Tue	Wed	Thu	Fri	Sat
1-3-1	6-0-2	3-8-2	4-1-0	5-15-3	2-1-0	8-13-4

RECORD WHEN THE COYOTES PLAY IN THIS MONTH

Oct	Nov	Dec	Jan	Feb	Mar	Apr
1-11-1	5-7-3	3-9-1	3-2-4	6-5-1	10-6-1	1-1-1

2017-18 MISCELLANEOUS STATS

Power-Play Scoring

	G	A	Pts
Clayton Keller	6	14	20
Derek Stepan	3	15	18
Oliver Ekman-Larsson	6	9	15
Brendan Perlini	5	6	11
Alex Goligoski	3	8	11
Max Domi	1	8	9
Christian Fischer	5	3	8
Christian Dvorak	2	5	7
Jakob Chychrun	2	2	4
Anthony Duclair	3	0	3
Tobias Rieder	2	1	3
Richard Panik	1	2	3
Dylan Strome	1	0	1
Niklas Hjalmarsson	0	1	1
Nick Cousins	1	0	1

Shorthanded Scoring

	G	A	Pts
Derek Stepan	2	0	2
Clayton Keller	0	1	1
Jordan Martinook	0	1	1

Goals by Period

	1	2	3	OT	T	Avg
Arizona Coyotes	67	64	68	7	206	2.51
Opponents	68	80	96	7	251	3.06

Shots by Period

	1	2	3	OT	T	Avg
Arizona Coyotes	830	800	769	51	2450	29.9
Opponent	813	909	866	55	2643	32.3

Power-Play

	G	Att	Pct
Overall:	41	243	16.9% (26th - NHL)
Home:	16	130	12.3% (31st - NHL)
Road:	25	113	22.1% (5th - NHL)

Penalty Killing

	PPGA	Att	Pct
Overall:	46	225	79.6% (19th - NHL)
Home:	25	113	77.9% (26th - NHL)
Road:	21	112	81.3% (9th - NHL)

Penalties

	GP	Min	Avg.
	82	642	7.8 (24th - NHL)

Situational Goals

	For	Against
5 on 5	140	165
5 on 4	41	10
5 on 3	0	0
4 on 4	3	2
4 on 3	0	0
3 on 3	7	6
3 on 4	0	1
3 on 5	0	1
4 on 5	2	43
Empty Net	8	17
Penalty Shots	0	1
Total	206	251

TEAM RECORD		2017-18 SEASON RECORD		ALL TIME FRANCHISE RECORD
Winning streak	4	Feb. 12-17, 2018	9	Mar. 8-27, 1985
Winning streak, home	4	Mar. 1-13, 2018	10	Nov. 21 - Dec. 29, 2009
Winning streak, road	3	Nov. 16-20, 2017	8	Feb. 25-Apr. 6, 1985
Point streak	6	Feb. 8-17, 2018 (5-0-1)	14	Oct. 25-Nov. 28, 1998 (12-0-2)
Undefeated streak, home	4	2 times (Last, Mar. 1-13, 2018 (4-0-0))	11	Oct. 15-Dec. 20, 1998 (10-0-1)
Undefeated streak, road	4	Feb. 8-Mar. 7, 2018 (2-0-2)	9	Feb. 25-Apr. 7, 1985 (8-0-1)
Losing streak	9	Oct. 10-28, 2017	10	Nov. 30- Dec. 20, 1980 Feb. 6-25, 1994 Feb. 10 - Mar. 3, 2015
Losing streak, home	5	Oct.12- Nov 2, 2017	6	Oct. 6 - Nov. 3, 2007 Jan. 27 - Feb. 16, 2009 Mar. 12 - 30, 2015
Losing streak, road	6	Oct. 5-28, 2017	13	Jan. 26-Apr. 14, 1994
Winless streak	11	Oct. 5-28, 2017 (0-10-1)	30	Oct. 19-Dec. 20, 1980 (0-23-7)
Winless streak, home	6	Oct. 7- Nov. 2, 2017 (0-5-1)	14	Oct. 19-Dec. 14, 1980 (0-9-5)
Winless streak, road	6	2 times (Nov. 28- Dec. 10, 2017, (0-4-2))	18	Oct. 10-Dec. 20, 1980 (0-16-2)
Largest margin of victory	6	vs. STL, Mar. 31, 2018 (6-0)	9	vs CGY, Mar. 25, 1987 (10-1) vs CGY, Feb. 3, 1988 (9-0) at TOR, Mar. 5, 1988 (10-1)
Largest margin of defeat	6	at LAK, Feb. 3, 2018 (6-0)	13	at MIN, Nov. 11, 1981 (15-2)
Most goals, game	6	2 times, last, vs. STL, Mar. 31, 2018	12	at NYR, Feb. 25, 1985
Most goals, home, game	6	2 times, last, vs. STL, Mar. 31, 2018	10	vs CGY, Mar. 25, 1987
Most goals, road, game	5	4 times, last, at CAR, Mar. 22, 2018	12	at NYR, Feb. 25, 1985
Most goals against, game	7	vs. TOR, Dec. 28, 2017	15	at MIN, Nov. 11, 1981
Most goals against, home, game	7	vs. TOR, Dec. 28, 2017	12	vs MTL, Oct. 19, 1983
Most goals against, road, game	6	4 times, last, at CAR, Mar. 22, 2018	15	at MIN, Nov. 11, 1981
Most goals, both teams, game	11	3 times, last, at CAR, Mar. 22, 2018	18	at DET, Nov. 25, 1987 (10-8 L)
Most goals, period	4	2 times, last, vs. MIN, Mar. 1, 2018 (3rd period)	6	vs VAN, Nov. 9, 1984 (2nd period) at NSH, Mar 28, 2013 (1st period) at MIN, Nov. 11, 1981 (2nd period)
Most goals against, period	4	at FLA, Mar. 24, 2018	8	vs CGY, Mar. 9, 1988 vs. CAR, Dec. 3, 2005 vs. FLA, Jan. 19, 2006
Most power play goals, game	2	6 times (Last: at BUF, Mar. 21, 2018)	5	at MIN, Nov. 11, 1981
Most power play goals against, game	3	Dec. 23, 2017 vs. COL	5	vs VAN, Apr. 7, 1995
Most shorthanded goals, game	2	Dec. 23, 2017 vs. COL	4	at EDM, Dec. 21, 1983 at CHI, Oct. 12, 1988 vs STL, Jan. 14, 2003
Most shorthanded goals against, game	1	10 times, last, Mar. 5, 2018	3	at VAN, Dec. 31, 1987
Most penalty minutes, game	34	Dec. 23, 2017 vs. COL	140	vs HFD, Dec. 30, 1981 at ANA, Apr. 6, 2008 at STL, Feb. 24, 2009 vs. VAN, Mar. 4, 2014 vs. NYR, Feb. 14, 2015 vs. VAN, Jan. 26, 2017 at FLA, Mar. 23, 2017
Fewest penalty minutes, game	2	12 times, last, Apr. 3, 2018 at CGY	0	vs LAK, Mar. 30, 1983 vs VAN, Feb. 10, 1985
Most shots, game	44	at STL, Jan. 20, 2018	54	vs DAL, Apr. 16, 1998
Fewest shots, game	17	vs. PIT, Dec. 16, 2017	11	vs. CBJ, Dec. 3, 2016
Most shots against, game	48	vs. TBL, Dec. 14, 2017	60	vs NJD, Oct. 22, 1982
Fewest shots against, game	17	2 times, last, at VAN, Mar. 7, 2018	12	vs. EDM, Dec. 16, 2014 (2nd period)
Most shots, period	23	2 times, last, Jan. 20, 2018 vs. STL (1st period)	27	vs NYR, Jan. 15, 1982 (2nd period) at CGY, Mar. 24, 2003 (1st period) at COL, Feb. 16, 2015 (2nd period) at VAN, Apr. 5, 2018 (3rd period)
Fewest shots, period	0	at VAN, Apr. 5, 2018 (3rd period)	0	at MIN, Nov. 11, 1981 (2nd period)
Most shots against, period	20	at FLA, Mar. 24, 2018 (2nd period)	27	vs TBL, Dec. 2, 1999 (2nd period)
Fewest shots against, period	2	vs. WSH, Dec. 22, 2017 (1st period)	0	vs. VAN, Jan. 26, 2017 (1st period)

INDIVIDUAL RECORDS		2017-18 SEASON RECORD		ALL-TIME FRANCHISE RECORD
Longest goal streak	4	2 times (Last: Perlini, Jan 18-25, 2018)	9	T. Selanne, Mar. 15-Apr. 1, 1993
Longest assist streak	6	Keller, (Mar 19-28, 2018)	14	P. Housley, Dec. 26, 1992-Jan. 19, 1993
Longest point streak	10	Keller (Mar. 11-28, 2018)	18	D. Hawerchuk, Feb. 23-Apr. 7, 1985
Most goals, game	3	Duclair at OTT, Nov 18, 2017	5	W. Lindstrom, at PHI, Mar. 2, 1982 A. Zhamnov, at LAK, Apr. 1, 1995
Most goals, period	2	6 times (Last: Ekman-Larsson vs. CGY, Mar. 19, 2018, 3rd period)	3	D. Christian vs. HFD, Mar. 26, 1980 (3rd period) S. Barnes vs. LAK, Nov. 11, 1991 (3rd period) A. Zhamnov at LAK, Apr. 1, 1995 (3rd period) K. Tkachuk at DAL, Mar. 26, 1996 (3rd period) S. Upshall vs. NSH, Jan. 21, 2010 (3rd period)
Most assists, game	3	6 times (Last: Domi, Strome vs. STL, Mar. 31, 2018)	5	D. Hawerchuk (3 times) P. Housley, vs HFD, Jan. 18, 1993 K. Tkachuk, at BUF, Feb. 23, 2001
Most assists, period	2	8 times, (Last: Domi, Strome vs. STL, Mar. 31, 2018 (3rd period))	5	D. Hawerchuk, vs. LAK, Mar. 6, 1984 (2nd period)
Most points, game	4	Keller vs. MTL, Feb. 15, 2018	6	D. Hawerchuk (3 times) W. Lindstrom, at PHI, Mar. 2, 1982 T. Steen, vs HFD, Oct. 24, 1984 E. Olczyk, vs CGY, Dec. 21, 1991
Most penalty minutes, game	16	Domi vs. CGY, Feb. 22, 2018	49	T. Domi, at VAN, Feb. 9, 1995
Most shots, game	7	Six times (Domi, Stepan vs. CGY, Feb 22, 2018)	12	B. Mullen, vs LAK, Mar. 30, 1982 N. Emerson, vs FLA, Feb. 24, 1994 J. Roenick, at TOR, Mar. 22, 1997
Best plus-minus, game	4	Chychrun vs. STL, Mar. 31, 2018	7	D. Babych, at TOR, Mar. 13, 1982
Most shots faced by goalie, game	48	Raanta vs. TBL, Dec. 14, 2017	60	M. Smith vs. CBJ, Dec. 3, 2017
*Most ice time, game	31:46	Ekman-Larsson vs. PHI, Oct. 15, 2016	32:52	Ekman-Larsson: at CGY, Jan. 22, 2014
Most ice time, OT game	31:46	Ekman-Larsson vs. PHI, Oct. 15, 2016	34:57	Ekman-Larsson: at VAN, Jan. 26, 2014
Most shorthanded goals, game	2	Stepan vs. COL, Dec. 23, 2017	2	K. Tkachuk vs. VAN, Apr. 7, 1995 D. Stepan vs. COL, Dec. 23, 2017
Most power play goals, game	1	41 times (Last: Ekman-Larsson vs. STL, Mar. 31, 2018)	3	P. MacLean, vs. LAK, Nov. 13, 1986 R. Neufeld vs. VAN, Nov. 1, 1987 P. MacLean, vs. CGY, Mar. 9, 1988 L. Nagy, vs. CAR, Dec. 3, 2005

*All-time franchise record for ice time beginning the 1997-98 season when the real-time stats program was introduced.

HAT TRICKS

- Recorded a hat trick at home...**January 12, 2016 vs. Edmonton
– Max Domi
- Recorded a hat trick on the road...**November 18, 2017 at Ottawa
– Anthony Duclair
- Recorded two hat tricks in one game...**November 20, 1988 vs. Edmonton
– Iain Duncan and Andrew McBain (Winnipeg Jets)
- Recorded hat tricks in back-to-back games...**April 27, 2013 at Anaheim
– October 3, 2013 vs. New York Rangers – Radim Vrbata
- Had a player score four or more goals in one game...**April 1, 1995 vs. Los Angeles – Alexei Zhamnov, 5 goals (Winnipeg Jets)
- Allowed an opposing player to score a hat trick...**March 29, 2018 at Los Angeles – Jeff Carter

OVERTIME

- Won a home game in overtime...**January 22, 2018 vs. NY Islanders
– Nick Cousins
- Lost a home game in overtime...**October 7, 2017 vs. Vegas – James Neal
- Won a road game in overtime...**November 18, 2017 at Ottawa
– Anthony Duclair
- Lost a road game in overtime...**April 5, 2018 at Vancouver – Daniel Sedin

SHOOTOUT

- Won a home game in a shootout...**March 13, 2018 vs. Los Angeles
– Alex Goligoski
- Lost a home game in a shootout...**February 10, 2018 vs. Philadelphia
– Nolan Patrick
- Won a road game in a shootout...**March 14, 2017 at Los Angeles
– Anthony DeAngelo
- Lost a road game in a shootout...**January 18, 2018 at Nashville - Craig Smith

SHUTOUT

- Shutout an opponent at home...**March 31, 2018 vs. St. Louis – Antti Raanta
- Shutout an opponent on the road...**February 13, 2017 at Calgary
– Mike Smith
- Were shutout by opponent at home...**April 7, 2018 vs. Anaheim – Ryan Miller
- Were shutout by opponent on the road...**February 3, 2018 at Los Angeles
– Darcy Kuemper
- Had back-to-back shutouts (team)...**March 31, 2012 vs. Anaheim (4-0) & April 3, 2012 vs. Columbus (2-0) – Mike Smith (both)
- Had back-to-back shutouts (player)...**March 31, 2012 vs. Anaheim (4-0) & April 3, 2012 vs. Columbus (2-0) – Mike Smith
- Were shutout by opponent in back-to-back games...**March 19 – 20, 2016 vs. Tampa Bay and at San Jose.
- Had three or more consecutive shutouts...**March 29, 2012 vs. San Jose (2-0), March 31, 2012 vs. Anaheim (4-0), April 3, 2012 (2-0) – Mike Smith (155 consecutive saves – **NHL record**)
- Longest shutout sequence...**.332:01 – Brian Boucher (Dec. 22, 2003 – Jan. 11, 2004 – **NHL record**)

1-0 GAMES

- Won a 1-0 game at home...**March 11, 2018 vs. Vancouver
- Lost a 1-0 game at home...**November 8, 2014 vs. New York (I)
- Won a 1-0 game on the road...**February 9, 2013 at San Jose
- Lost a 1-0 game on the road...**December 9, 2017 at Columbus

5+, 10+ Goals

- Won by five or more goals...**March 31, 2018 vs. St. Louis; 6-0
- Lost by five or more goals...**February 3, 2018 at Los Angeles; 6-0
- Scored 10 or more goals at home...**March 25, 1987 vs. Calgary; 10-1 win (Winnipeg Jets)
- Allowed 10 or more goals at home...**November 29, 1981 vs. Edmonton; 10-2 loss (Winnipeg Jets)
- Scored 10 or more goals on the road...**November 24, 1990 at Quebec; 11-4 win (Winnipeg Jets)
- Allowed 10 or more goals on the road...**October 12, 1988 at Chicago; 10-1 loss (Winnipeg Jets)

20+/ 50+ Shots

- Recorded 20 or more shots in a period...**January 20, 2018 at St. Louis; 1st period (23)
- Allowed 20 or more shots in a period...**March 24, 2018 at Florida; 2nd period (20)
- Recorded 50 or more shots...**March 6, 1998 vs. Carolina; 50 shots
- Allowed 50 or more shots...**December 3, 2016 vs. Columbus; 60 shots

SHORTHANDED GOALS

- Scored a shorthanded goal at home...**December 23, 2017 vs. Colorado
– Derek Stepan (2)
- Scored a shorthanded goal on the road...**March 21, 2017 at Tampa Bay
– Connor Murphy
- Allowed a shorthanded goal at home...**February 25, 2018 vs. Vancouver
– Darren Archibald
- Allowed a shorthanded goal on the road...**March 5, 2018 at Edmonton
– Jujhar Khaira

EMPTY NET GOALS

- Scored an empty net goal at home...**March 19, 2018 vs. Calgary
– Oliver Ekman-Larsson, Max Domi
- Scored an empty net goal on the road...**March 26, 2018 at Tampa Bay
– Clayton Keller
- Allowed an empty net goal at home...**April 7, 2018 vs. Anaheim
– Hampus Lindholm
- Allowed an empty net goal on the road...**March 29, 2019 at Los Angeles
– Anze Kopitar

PENALTY SHOTS

- Scored on a penalty shot...**December 27, 2016 vs. Dallas – Radim Vrbata scored on Kari Lehtonen
- Were unsuccessful on a penalty shot...**December 10, 2016 vs. Nashville
– Shane Doan stopped by Pekka Rinne
- Allowed a goal on a penalty shot...**October 28, 2017 at New Jersey
– Brian Gibbons
- Stopped the shooter on a penalty shot...**November 4, 2017 vs. Carolina
– Jeff Skinner stopped by Antti Raanta

TRAILED AND WON/LED AND LOST

- Trailed by two goals and won...**November 16, 2017 at Montreal
- Trailed by three goals and won...**February 8, 2018 at Minnesota
- Led by two goals and lost...**April 5, 2018 at Vancouver
- Led by three goals and lost...**October 5, 2017 at Anaheim

June 2017

- 16 Acquired forward Nick Cousins and goalie Merrick Madsen from Philadelphia in exchange for forward Brendan Warren and a 2018 fifth round draft choice
- 17 Acquired defenseman Brandon Hickey, goalie Chad Johnson and a conditional third round draft choice from Calgary in exchange for goalie Mike Smith
- 23 Acquired defenseman Niklas Hjalmarsson from Chicago in exchange for defenseman Connor Murphy and forward Laurent Dauphin
- 23 Acquired forward Derek Stepan and goalie Antti Raanta from the New York Rangers in exchange for defenseman Anthony DeAngelo and Arizona's 2017 first round draft choice

July 2017

- 1 Signed defenseman Adam Clendening to a one-year contract
- Signed forward Nick Cousins to a one-year contract
- Signed forward Zac Rinaldo and Michael Sislo and defenseman Andrew Campbell and Joel Hanley to one- year contracts
- 4 Signed forward Michael Latta to a one-year contract
- 5 Signed forward Emerson Etem to a one-year contract
- 22 Signed forward Jordan Martinook to a two-year contract
- Signed forward Tyler Gaudet to a one-year, two-way contract
- 24 Signed goaltender Marek Langhamer to a one-year, two-way contract

September 2017

- 3 Signed forward Anthony Duclair to a one-year contract
- 17 Acquired defenseman Jason Demers from the Florida Panthers in exchange for forward Jamie McGinn

October 2017

- 9 Recalled forward Mario Kemp and assigned center Dylan Strome to Tucson (AHL)
- 11 Recalled forward Emerson Etem from Tucson (AHL)
- 13 Recalled goaltender Marek Langhamer and assigned forward Emerson Etem to Tucson (AHL)
- 16 Recalled goaltender Adin Hill and assigned goaltender Marek Langhamer to Tucson (AHL)
- 25 Assigned forward Lawson Crouse to Tucson (AHL)
- 28 Acquired goaltender Scott Wedgewood from the New Jersey Devils in exchange for Calgary's 2018 fifth round draft choice
- Assign goaltender Adin Hill to Tucson (AHL)
- 30 Recalled goaltender Hunter Miska from Tucson (AHL)
- 31 Recalled defenseman Joel Hanley and assigned goaltender Louis Domingue to Tucson (AHL)

November 2017

- 1 Recalled goaltender Louis Domingue and defenseman Dakota Mermis and assigned defenseman Joel Hanley and goaltender Hunter Miska to Tucson (AHL)
- 3 Assigned defenseman Adam Clendening to Tucson (AHL)
- 5 Recalled defenseman Joel Hanley from Tucson (AHL)
- 7 Recalled forward Mike Sislo and assigned goaltender Louis Domingue to Tucson (AHL)
- 10 Assigned forward Mike Sislo to Tucson (AHL)
- 14 Acquired forward Tye McGinn and goaltender Michael Leighton from the Tampa Bay Lightning in exchange for goaltender Louis Domingue
- 19 Assigned defenseman Dakota Mermis to Tucson (AHL)
- 26 Recalled center Dylan Strome and assigned forward Mario Kempe to Tucson (AHL)
- 29 Recalled defenseman Andrew Campbell from Tucson (AHL)

December 2017

- 3 Assigned defenseman Andrew Campbell to Tucson (AHL)
- 4 Signed defenseman Pierre-Olivier Joseph to a three-year entry-level contract
- Recalled defenseman Kyle Capobianco from Tucson (AHL)
- 5 Assigned defenseman Joel Hanley to Tucson (AHL)
- 11 Assigned defenseman Kyle Capobianco to Tucson (AHL)
- 14 Acquired forward Ryan Kujawinski from the New Jersey Devils in exchange for forward Michael Latta
- 15 Recalled forward Nick Merkley from Tucson (AHL)
- 19 Acquired forward Josh Archibald and goaltender Sean Maguire from the Pittsburgh Penguins in exchange for goaltender Michael Leighton
- Assigned center Dylan Strome to Tucson (AHL)
- 23 Recalled defenseman Andrew Campbell and assigned defenseman Joel Hanley and forward Nick Merkley to Tucson (AHL)
- 26 Recalled forward Lawson Crouse from Tucson (AHL)
- 28 Recalled forward Mario Kempe from Tucson (AHL)

January 2018

- 1 Recalled defenseman Kyle Capobianco and assigned defenseman Andrew Campbell to Tucson (AHL)
- 4 Claimed forward Freddie Hamilton off waivers from the Calgary Flames
- Assigned forward Mario Kempe to Tucson (AHL)
- 5 Assigned defenseman Kyle Capobianco and forward Lawson Crouse to Tucson (AHL)
- 10 Acquired forwards Richard Panik and Laurent Dauphin from the Chicago Blackhawks in exchange for forward Anthony Duclair and defenseman Adam Clendening
- 22 Acquired defenseman John Ramage from the Columbus Blue Jackets in exchange for future considerations
- 31 Recalled defenseman Kyle Capobianco from Tucson (AHL)

February 2018

- 2 Recalled goaltender Adin Hill from Tucson (AHL)
- 4 Assigned goaltender Adin Hill to Tucson (AHL)
- 7 Assigned defenseman Kyle Capobianco to Tucson (AHL)
- 21 Acquired goaltender Darcy Kuemper from the Los Angeles Kings in exchange for forward Tobias Rieder and goaltender Scott Wedgewood
- 22 Signed goaltender Darcy Kuemper to a two-year contract
- 24 Recalled center Laurent Dauphin from Tucson (AHL)
- 26 Assigned center Laurent Dauphin to Tucson (AHL)

March 2018

- 1 Signed forward Brayden Burke to a three-year entry-level contract
- Recalled center Laurent Dauphin from Tucson (AHL)
- 4 Recalled defenseman Andrew Campbell from Tucson (AHL)
- 6 Signed forward Tyler Steenbergen to a three-year entry-level contract
- Recalled goaltender Adin Hill from Tucson (AHL)
- 16 Assigned goaltender Adin Hill to Tucson (AHL)
- 20 Recalled center Dylan Strome and defenseman Trevor Murphy from Tucson (AHL)
- Signed goaltender Merrick Madsen to a three-year entry-level contract

April 2018

- 4 Recalled defenseman Dakota Mermis from Tucson (AHL)
- 6 Signed goaltender Antti Raanta to a three-year contract
- 7 Recalled defenseman Joel Hanley from Tucson (AHL)
- 8 Assigned center Dylan Strome and defensemen Trevor Murphy, Dakota Mermis and Joel Hanley
- 12 Signed defenseman Jordan Gross to a two-year entry-level contract

May 2018

- 3 Acquired forward Marcus Kruger and Carolina's 2018 third round draft choice from the Carolina Hurricanes in exchange for forward Jordan Martinook and Arizona's 2018 fourth round draft choice
- 15 Signed forward David Ullstrom to a one-year, two-way contract
- 23 Signed defenseman Ilya Lyubushkin to a one-year, two-way contract
- 28 Signed forward Mario Kempe to a one-year, two-way contract

Date(s)	Player	Classification	Game(s) Missed
Oct. 5-Dec. 2	Jakob Chychrun	Lower-Body	29 games
Oct. 10	Jordan Martinook	Lower-Body	1 game
Oct. 12-24	Brendan Perlini	Upper-Body	6 games
Oct. 14-31	Antti Raanta	Lower-Body	9 games
Oct. 12-14	Kevin Connauton	Lower-Body	2 games
Oct. 17-19	Brad Richardson	Lower-Body	2 games
Oct. 31-Nov. 18	Niklas Hjalmarsson	Upper-Body	10 games
Nov. 24-Dec. 3	Antti Raanta	Upper-Body	6 games
Nov. 30-Jan. 6	Niklas Hjalmarsson	Upper-Body	16 games
Dec. 27- Jan. 4	Brad Richardson	Upper-Body	4 games
Feb. 1-3	Antti Raanta	Upper-Body	2 games
Feb. 1-6	Jason Demers	Upper-Body	3 games
Feb. 8	Christian Fischer	Lower-Body	1 game
Feb. 24-25	Richard Panik	Lower-Body	2 games
Mar. 1-15	Zac Rinaldo	Upper-Body	8 games
Mar. 7- 15	Antti Raanta	Lower-Body	5 games
Mar. 11- Apr. 7	Laurent Dauphin	Lower-Body	15 games
Mar. 21- Apr. 7	Jason Demers	Upper-Body	10 games
Mar. 24-Apr. 7	Niklas Hjalmarsson	Lower-Body	8 games
Mar. 31- Apr. 7	Christian Dvorak	Upper-Body	4 games
April 5-7	Jakob Chychrun	Lower-Body	2 games
Apr. 7	Kevin Connauton	Upper-Body	1 game

Total man games lost: 146

PLAYER	MILESTONE	DATE
Kyle Capobianco	1st career NHL game	Dec. 7 at BOS
Jakob Chychrun	100th career NHL game	Feb. 25 vs. VAN
Kevin Connauton	200th career NHL game	Nov. 7 at PIT
Max Domi	100th career NHL point 200th career NHL game	Nov. 2 vs. BUF Feb. 22 vs. CGY
Christian Dvorak	100th career NHL game	Nov. 18 at OTT
Oliver Ekman-Larsson	500th career NHL game 100th career NHL goal	Oct. 17 at DAL Mar. 19 vs. CGY
Alex Goligoski	700th career NHL game	Feb. 13 at SJS
Adin Hill	1st career NHL game 1st career NHL win	Oct. 17 at DAL Mar. 13 vs. LAK
Clayton Keller	1st career NHL goal	Oct. 5 at ANA
Mario Kempe	1st career NHL game 1st career NHL goal	Oct. 10 at VGK Oct. 14 vs. BOS
Jordan Martinook	200th career NHL game	Dec. 16 vs. PIT
Nick Merkley	1st career NHL game	Dec. 19 vs. FLA
Dakota Mermis	1st career NHL game	Nov. 2 vs. BUF
Trevor Murphy	1st career NHL game 1st career NHL goal	Mar. 24 at FLA Mar. 26 at TBL
Brendan Perlini	100th career NHL game	Jan. 25 vs. CBJ
Antti Raanta	100th career NHL game	Nov. 7 at PIT
Brad Richardson	200th career NHL point	Feb. 13 at SJS
Tobias Rieder	100th career NHL point	Nov. 20 at TOR
Zac Rinaldo	300th career NHL game	Dec. 3 at VGK
Luke Schenn	700th career NHL game	Mar. 22 at CAR
Derek Stepan	400th career NHL point	Mar. 3 vs. OTT
Dylan Strome	1st career NHL goal	Dec. 2 vs. NJD

PLAYER	GP	EVEN-STRENGTH		POWER-PLAY		SHORTHANDED		TOTAL FACE-OFFS			
		W	L	W	L	W	L	W	L	TOT	FO%
Laurent Dauphin	2	5	4	0	0	0	0	5	4	9	55.6
Brad Richardson	76	463	385	3	8	77	107	543	500	1043	52.1
Christian Dvorak	78	495	473	54	51	36	30	585	554	1139	51.4
Tobias Rieder	58	18	18	3	2	1	3	22	23	45	48.9
Derek Stepan	82	594	661	101	98	45	51	740	810	1550	47.7
Clayton Keller	82	31	30	5	9	1	2	37	41	78	47.4
Brendan Perlini	74	3	5	2	1	0	0	5	6	11	45.4
Max Domi	82	152	194	33	33	0	0	185	227	412	44.9
Freddie Hamilton	8	25	31	0	0	0	0	25	31	56	44.6
Dylan Strome	21	81	115	11	7	0	0	92	122	214	43.0
Mario Kempe	18	27	41	0	0	0	2	27	43	70	38.6
Josh Archibald	39	24	39	0	0	1	1	25	40	65	38.5
Nick Cousins	71	83	136	1	4	0	0	84	140	224	37.5
Jordan Martinook	81	29	47	0	2	10	19	39	68	107	36.4
Richard Panik	35	2	6	0	0	1	0	3	6	9	33.3
Lawson Crouse	11	3	8	0	0	0	0	3	8	11	27.3
Zac Rinaldo	53	4	11	0	0	0	0	4	11	15	26.7
Christian Fischer	79	3	16	2	8	0	0	5	24	29	17.2
Anthony Duclair	33	0	0	0	0	0	0	0	0	0	0.0
Nicholas Merkley	1	0	0	0	0	0	0	0	0	0	0.0

2017-18 TOTAL ICE TIME

PLAYER	GP	ES TOI	ES TOI/G	SH TOI	SH TOI/G	PP TOI	PP TOI/G	TOTAL TOI	TOI/G	SHIFTS	TOI/S	SFT/G
Oliver Ekman-Larsson	82	1,555:07	18:57	136:50	1:40	249:58	3:02	1,941:55	23:40	2,398	49.0	29.2
Alex Goligoski	78	1,515:06	19:25	149:44	1:55	150:48	1:56	1,815:38	23:16	2,225	49.0	28.5
Jason Demers	69	1,249:46	18:06	136:08	1:58	72:29	1:03	1,458:23	21:08	1,959	45.0	28.4
Niklas Hjalmarsson	48	863:31	17:59	118:32	2:28	11:27	0:14	993:30	20:41	1,309	46.0	27.3
Jakob Chychrun	50	900:43	18:00	9:57	0:11	101:50	2:02	1,012:30	20:15	1,208	50.0	24.2
Derek Stepan	82	1,269:30	15:28	97:11	1:11	213:14	2:36	1,579:55	19:16	2,122	45.0	25.9
Clayton Keller	82	1,224:59	14:56	11:00	0:08	247:07	3:00	1,483:06	18:05	1,892	47.0	23.1
Max Domi	82	1,152:32	14:03	4:02	0:02	213:20	2:36	1,369:54	16:42	1,867	44.0	22.8
Christian Dvorak	78	1,039:45	13:19	100:39	1:17	141:25	1:48	1,281:49	16:26	1,828	42.0	23.4
Luke Schenn	64	923:48	14:26	123:07	1:55	1:41	0:01	1,048:36	16:23	1,469	43.0	23.0
Richard Panik	35	482:31	13:47	12:59	0:22	69:20	1:58	564:50	16:08	752	45.0	21.5
Adam Clendening	5	77:17	15:27	0:39	0:07	1:44	0:20	79:40	15:56	107	45.0	21.4
Tobias Rieder	58	773:37	13:20	89:36	1:32	22:54	0:23	886:07	15:16	1,329	40.0	22.9
Kevin Connauton	73	1,053:19	14:25	41:30	0:34	13:03	0:10	1,107:52	15:10	1,566	42.0	21.5
Brad Richardson	76	957:15	12:35	158:00	2:04	7:02	0:05	1,122:17	14:46	1,700	40.0	22.4
Brendan Perlini	74	941:15	12:43	1:27	0:01	131:10	1:46	1,073:52	14:30	1,497	43.0	20.2
Trevor Murphy	8	107:15	13:24	0:30	0:03	6:08	0:46	113:53	14:14	162	42.0	20.3
Jordan Martinook	81	972:37	12:00	149:01	1:50	13:12	0:09	1,134:50	14:00	1,703	40.0	21.0
Christian Fischer	79	926:12	11:43	1:41	0:01	170:36	2:09	1,098:29	13:54	1,572	42.0	19.9
Kyle Capobianco	1	13:32	13:32	0:01	0:01	0:00	0:00	13:33	13:33	21	39.0	21.0
Nicholas Merkley	1	11:27	11:27	0:00	0:00	2:03	2:03	13:30	13:30	19	43.0	19.0
Anthony Duclair	33	379:23	11:29	1:00	0:01	63:36	1:55	443:59	13:27	651	41.0	19.7
Dylan Strome	21	238:25	11:21	1:39	0:04	31:49	1:30	271:53	12:56	382	43.0	18.2
Nick Cousins	71	887:59	12:30	2:12	0:01	23:04	0:19	913:15	12:51	1,312	42.0	18.5
Josh Archibald	39	430:42	11:02	33:08	0:50	6:47	0:10	470:37	12:04	716	39.0	18.4
Zac Rinaldo	53	557:35	10:31	39:04	0:44	1:24	0:01	598:03	11:17	907	40.0	17.1
Joel Hanley	5	55:10	11:02	0:12	0:02	0:17	0:03	55:39	11:07	89	38.0	17.8
Mario Kempe	18	186:46	10:22	12:44	0:42	0:05	0:00	199:35	11:05	317	38.0	17.6
Dakota Mermis	9	97:54	10:52	0:03	0:00	0:55	0:06	98:52	10:59	141	42.0	15.7
Lawson Crouse	11	116:11	10:33	3:37	0:19	0:32	0:02	120:20	10:56	194	37.0	17.6
Freddie Hamilton	8	79:32	9:56	2:56	0:22	0:07	0:00	82:35	10:19	120	41.0	15.0
Laurent Dauphin	2	14:27	7:13	0:00	0:00	0:00	0:00	14:27	7:13	25	35.0	12.5

YEAR OF THE DOG

The Coyotes finished the season with a 20-14-7 record since the calendar flipped to 2018. ARI posted a 17-9-3 mark in its last 29 games which included 10 wins in the month of March for just the 5th time in franchise history (WPG/ARI).

GOEL'S FOR 100

Oliver Ekman-Larsson scored his 100th career NHL goal on Mar. 19 vs. CGY. He became the 6th defenseman from Sweden to reach 100 career goals and just the 2nd defenseman and the 18th player in franchise history to score 100 goals with the Club. The All-Star blueliner has scored 10 or more goals in each of the last 5 seasons and is just the 2nd defenseman in franchise history (Dave Ellett; 1984/85-1989/90) and the 4th Swedish defenseman to accomplish the feat. He also became the 6th defenseman in franchise history to skate in 500 games with the club at DAL on Oct. 17.

MOST GOALS BY A DEFENSEMAN IN FRANCHISE HISTORY

1. Teppo Numminen: 108 goals in 1,098 games
2. **Oliver Ekman-Larsson: 102 goals in 575 games**
3. Dave Ellett: 95 goals in 475 games

OLIVER AND COMPANY

Oliver Ekman-Larsson passed Dave Ellett for 2nd place on the franchise's all-time goals list by a defenseman and passed Teppo Numminen for the 2nd-most points by a defenseman in ARI history with a 2nd period goal on Jan. 18 at NSH. The Swedish defender passed Phil Housley for 7th on the franchise's all-time points list by a defenseman by collecting two assists at OTT on Nov. 18. He also currently sits in 20th place on the franchise's all-time points list.

MOST POINTS BY A DEFENSEMAN IN COYOTES HISTORY

1. Keith Yandle: 65-246-311 in 558 games
2. **Oliver Ekman-Larsson: 102-188-290 in 576 games**
3. Teppo Numminen: 55-214-269 in 551 games

HEY NOW, YOU'RE AN OEL-STAR

Oliver Ekman-Larsson played in his 2nd NHL All-Star game on Jan. 28 in Tampa Bay, Florida. It was Ekman-Larsson's 1st All-Star game appearance since 2015. The 27-year-old blueliner became the 7th defenseman in franchise history to make multiple All-Star games with the team. Since 2014-15, Ekman-Larsson is among the NHL defensemen leaders in goals, power-play goals and game-winning goals.

GOALS BY A DEFENSEMAN SINCE 2014-15

1. Brent Burns: 85 goals
2. **Oliver Ekman-Larsson: 70 goals**
3. Erik Karlsson: 63 goals

POWER-PLAY GOALS BY A DEFENSEMAN SINCE 2014-15

1. **Oliver Ekman-Larsson: 36 PPG's**
2. Shea Weber: 33 PPG's
3. Brent Burns: 27 PPG's

GAME-WINNING GOALS BY A DEFENSEMAN SINCE 2014-15

1. **Oliver Ekman-Larsson: 19 GWG's**
- T2. Dougie Hamilton: 14 GWG's
- T2. Brent Burns: 14 GWG's

KELLER INSTINCT

Clayton Keller led the Coyotes in scoring (23-41-65) in 2017-18 to become the 1st rookie in Arizona history to lead the team in points for the season. The 19-year-old forward became one of just 10 players and the 1st rookie in Coyotes history to reach 60 points in a season. Keller set the Coyotes' single-season rookie records for goals (23), assists (42), points (65), games played (82), multi-point games (14), longest point streak (10 games; Mar. 11-28, 5-9-14) and most points in a month (6-13-19 in 17 March games).

CLAYTON'S RECORD-SETTING POINT STREAK

Keller had a career-high 10-game point streak (Mar. 11-28; 5-9-14), which also set a new Coyotes' rookie record. It was also the longest point streak by a NHL rookie in 2017-18. His 10-game point streak tied Alexei Zhamnov (Mar. 14-Apr. 3, 1993) for the 3rd-longest rookie point streak in franchise history (WPG/ARI). Keller became the 1st player in Coyotes history to have three separate point streaks of seven games or more in a season. The last player to accomplish this feat in franchise history was Teemu Selanne with the Jets in 1995-96.

KELLER WINS TWO NHL ROOKIE OF THE MONTH AWARDS

Clayton Keller became the 1st player in Coyotes history to win multiple Rookie of the Month awards in a single season. The Chesterfield, Missouri native earned the award in the months of October and March and is one of only seven players to win the award in the history of the franchise.

October - Keller finished the month ranked 6th in the NHL and led all rookies in scoring with 9-6-15 in 13 games. He also set the Coyotes' rookie record for most points in a month and posted a seven-game point streak that tied the Coyotes' rookie record for longest point streak (Oct. 19-31; 6-5-11).

March - Keller surpassed both of his rookie marks that he set in October with a record-setting month of March. His 10-game point streak (Mar. 11-28, 5-9-14) is the longest by a NHL rookie that season and the 4th-longest point streak by any NHL rookie since 2005-06. Keller registered 6-13-19 in 17 March games which set a new Arizona rookie record for points in a month and was the most points in a month by any rookie in 2017-18

CALDER FINALIST

Clayton Keller was named a finalist for the Calder Trophy award that is given to the top rookie in the NHL. Keller is the 3rd Calder Trophy finalist in Coyotes/Jets history. Dale Hawerchuk (1981-82) and Teemu Selanne (1992-93) each won the award.

HE HAS THE LEAGUE RAANTIN

Antti Raanta was named the NHL's 2nd Star of the Week (Mar. 26-Apr. 1) for posting a 3-0-0 record with a 1.00 GAA, .964 SV% and a shutout in 3 appearances. Raanta went 7-1-0 and stopped 202 of 214 shots for a .944 SV% during the month of March. The veteran netminder also earned the NHL's 2nd Star of the Week (Feb. 12-18) and became the 1st ARI player since Mike Smith in 2011-12 to win multiple Star of the Week honors.

ANTTIDOTE

Since Jan. 4, Antti Raanta helped the Coyotes earn a point in 20 of his 26 starts (16-6-4) and posted the best GAA (1.84) and the best SV% (.942) in the NHL among all NHL goaltenders. The veteran netminder finished the year with a 9-2-0 mark and a 1.30 GAA, .959 SV% with 2 shutouts in his last 11 games.

RAANTASTIC

Antti Raanta ended the season with the 2nd-highest SV% (.930) and tied for the 2nd-lowest GAA (2.24) in the League. He ranked among the franchise single season leaders in both categories.

SINGLE-SEASON FRANCHISE LEADERS**SAVE PERCENTAGE:**

- T1. Mike Smith (2011-12): .930%
- T1. **Antti Raanta (2017-18): .930%**
3. Nikolai Khabibulin (1998-99): .923%

GOALS AGAINST AVERAGE:

1. Nikolai Khabibulin (1998-99): 2.13
2. Mike Smith (2011-12): 2.21
3. **Antti Raanta (2017-18): 2.24**

STEP ON UP

Derek Stepan became just the 3rd player in franchise history to score 2 short-handed goals in one game vs. COL on Dec. 23. The veteran forward was the 1st Coyotes player to accomplish the feat since Tobias Rieder netted 2 SHG's at EDM on Dec. 1, 2014. Keith Tkachuk also scored 2 SHG's vs. VAN on Apr. 7, 1995. Stepan was 1 of 3 NHL players to score 2 SHG's in one game this season.

TWO STEPPIN

Derek Stepan finished the season 2nd on the team in scoring with 14-42-56 and his 42 assists were a new single-season career high. Stepan is 1 of 5 active US-born players to have posted 5 consecutive 50-point seasons. Stepan also became the 5th member of the 2008 draft class to reach 400 career NHL points with an assist vs. OTT on Mar. 3. The veteran forward is 1 of 16 players to have currently recorded 40 points or more in 8 consecutive seasons (Elias) and has registered at least 44 points in every season of his career.

GREAT PEARL

Brendan Perlini became the 1st player in Coyotes history since Travis Green (1999-00) to record multiple 4-game goal streaks in a single season (Nov. 20-25, and Jan. 18-25). The 2nd-year forward scored his 28th goal in his 100th career NHL game on Jan. 25 to pass Peter Mueller (27 goals in 100 games) for the most goals scored in a player's 1st 100 career games in Arizona history. Perlini also became the 3rd player in Coyotes history to begin his career with back-to-back double digit goal years (Peter Mueller, Tobias Rieder). Perlini's 31 goals since being called up on Dec. 5, 2016 lead the Coyotes.

DUCK, DUCK, GOOSE

Alex Goligoski recorded 20 assists for the 9th consecutive year and is one of just four NHL defenseman to have registered at least 20 assists or more for nine straight years (Duncan Keith, Keith Yandle and Ryan Suter). The veteran defenseman registered 12-23-35 in 78 games and his 12 goals were his 2nd-highest goal total in a single season. Goligoski skated in his 700th career NHL game on February 13 at SJS.

DVOTED CHRISTIAN

Christian Dvorak collected 15-22-37 in 78 games and set career-highs in assists and points. Dvorak's 10 goals from Jan. 4-Apr. 7 finished tied with Kevin Connauton for the most goals on the team. The 2nd-year forward became the 4th player in Coyotes history (P. Mueller, T. Rieder, B. Perlini) to begin his career with consecutive 10-goal or more seasons.

GOALS BY DEFENSEMEN

The Coyotes rank tied for 2nd in the NHL with 50 goals from their defensemen and led the NHL with 32 defensemen goals from Feb. 4 - Apr. 7. Arizona and Nashville were the only teams in the NHL to have three defensemen score 10 goals or more.

STROME SWEET STROME

Dylan Strome collected 3-5-8 in his last 10 games with the Coyotes which was the 5th-highest total among NHL rookies from Mar. 21-Apr. 7. Strome also led the Tucson Roadrunners in scoring 22-31-53 in 50 games and was named to the AHL All-Rookie Team.

AMERICAN HOCKEY LEAGUE (AHL) REGULAR SEASON

Skater	Team	Pos.	GP	G	A	PTS	+ / -	PIM	Draft
STROME, Dylan	Tucson	C	50	22	31	53	8	28	2015 (1/3)
SISLO, Mike	Tucson	RW	68	23	24	47	2	28	Not Drafted
BUNTING, Michael	Tucson	LW	67	23	20	43	21	45	2014 (4/117)
MERKLEY, Nick	Tucson	RW	38	18	21	39	6	22	2015 (1/30)
KEMPE, Mario	Tucson	RW	47	18	19	37	7	22	2007 (5/122) PHI
CROUSE, Lawson	Tucson	LW	56	15	17	32	3	70	2015 (1/11)
CAPOBIANCO, Kyle	Tucson	D	49	2	28	30	9	36	2015 (3/63)
GARLAND, Conor	Tucson	RW	55	8	19	27	8	40	2015 (5/123)
PEDERSON, Lane	Tucson	F	63	12	14	26	3	18	Not Drafted
GAUDET, Tyler*	Tucson	C	48	11	11	22	5	34	Not Drafted
HANLEY, Joel	Tucson	D	52	2	18	20	30	31	Not Drafted
CAMPER, Carter	Tucson	C	15	3	16	19	6	4	Not Drafted
WOOD, Kyle	Tucson	D	49	3	16	19	12	16	2014 (3/84) COL
MERMIS, Dakota	Tucson	D	59	2	17	19	5	45	Not Drafted
MCGINN, Tye	Tucson	LW	44	8	10	18	-1	43	2010 (4/119) PHI
LOOKE, Jens	Tucson	RW	59	6	11	17	11	10	2015 (3/83)
MAYO, Dysin	Tucson	D	66	5	11	16	7	45	2014 (5/133)
DAUPHIN, Laurent*	Tucson	C	17	5	10	15	7	43	2013 (2/39)
MACINNIS, Ryan	Tucson	C	59	6	8	14	3	22	2014 (2/43)
MURPHY, Trevor	Tucson	D	11	2	7	9	3	4	Not Drafted
LATTA, Michael*	Tucson	C	18	2	6	8	4	17	2009 (3/72) NSH
CHEEK, Trevor*	Tucson	LW	16	2	5	7	0	15	Not Drafted
CAMPBELL, Andrew	Tucson	D	60	2	4	6	7	44	2008 (3/74) LAK
ETEM, Emerson*	Tucson	RW	16	4	1	5	-3	8	2010 (1/29) ANA
CLENDENING, Adam*	Tucson	D	21	1	4	5	2	40	2011 (2/36) CHI
RAMAGE, John*	Tucson	D	12	2	1	3	0	16	2010 (4/103) CGY
HILL, Adin	Tucson	G	36	0	3	3	0	4	2015 (3/76)
ALLEN, Scott*	Tucson	LW	5	1	1	2	-1	2	Not Drafted
KUJAWINSKI, Ryan*	Tucson	C	19	0	2	2	5	4	2013 (3/73) NJD
EKMAN-LARSSON, Kevin	Tucson	D	25	0	2	2	3	4	Not Drafted
LABRIE, P.C.	Tucson	LW	8	1	0	1	0	9	Not Drafted
LARRAZA, Zac*	Tucson	LW	8	1	0	1	0	0	2011 (7/196)
MAGGIO, Daniel*	Tucson	RW	13	0	1	1	0	16	2009 (6/170) NYR
MELANCON, T.J.*	Tucson	D	1	0	0	0	-1	0	Not Drafted
MALETTA, Jordan	Tucson	C	1	0	0	0	0	0	Not Drafted
HOUSER, Michael*	Tucson	G	1	0	0	0	0	0	Not Drafted
ARMY, DEREK	Tucson	C	2	0	0	0	0	0	Not Drafted
SMERECK, Jalen*	Tucson	D	2	0	0	0	0	0	Not Drafted
LANGHAMER, Marek*	Tucson	G	3	0	0	0	0	0	2012 (7/184)
TYANULIN, Artur*	Tucson	RW	4	0	0	0	0	0	Not Drafted
MIKSA, Hunter	Tucson	G	36	0	0	0	0	0	Not Drafted

*Not on Active Roster

Goaltender	Team	GP	GAA	SV%	Record	SO	GA	MIN	Draft
MISKA, Hunter	Tucson	35	2.62	.901	21-9-0	1	82	1881:18	Not Drafted
HILL, Adin	Tucson	34	2.36	.910	17-11-4	4	72	1829:57	2015 (3/76)
HOUSER, Michael	Tucson	1	0.00	1.000	0-0-0	0	0	9:24:00	Not Drafted
LANGHAMER, Marek*	Tucson	3	1.59	.947	1-0-2	0	5	189:04	2012 (7/184)

AMERICAN HOCKEY LEAGUE (AHL) PLAYOFFS

Skater	Team	Pos.	GP	G	A	PTS	+ / -	PIM	Draft
STROME, Dylan	Tucson	C	9	3	5	8	-3	2	2015 (1/3)
CROUSE, Lawson	Tucson	LW	9	2	6	8	3	2	2015 (1/11)
CAMPER, Carter	Tucson	C	9	1	7	8	3	6	Not Drafted
KEMPE, Mario	Tucson	RW	9	4	3	7	1	6	2007 (5/122) PHI
MURPHY, Trevor	Tucson	D	9	1	5	6	8	25	Not Drafted
MERMIS, Dakota	Tucson	D	9	3	2	5	2	11	Not Drafted
GARLAND, Conor	Tucson	RW	9	1	4	5	1	6	2015 (5/123)
PEDERSON, Lane	Tucson	F	9	3	1	4	0	4	Not Drafted
BUNTING, Michael	Tucson	LW	9	3	1	4	1	27	2014 (4/117)
CAMPBELL, Andrew	Tucson	D	9	1	3	4	4	6	2008 (3/74) LAK
HANLEY, Joel	Tucson	D	9	0	4	4	2	0	Not Drafted
MACINNIS, Ryan	Tucson	C	9	2	1	3	0	2	2014 (2/43)
SISLO, Mike	Tucson	RW	9	1	1	2	-2	2	Not Drafted
CHEEK, Trevor	Tucson	LW	9	0	2	2	2	4	Not Drafted
BURKE, Brayden	Tucson	RW	2	0	0	0	0	0	Not Drafted
WOOD, Kyle	Tucson	D	2	0	0	0	-1	0	2014 (3/84) COL
LARRAZA, Zac	Tucson	LW	2	0	0	0	1	0	2011 (7/196)
LABRIE, P.C.	Tucson	LW	3	0	0	0	-2	0	Not Drafted
LOOKE, Jens	Tucson	RW	5	0	0	0	0	0	2015 (3/83)
MCGINN, Tye	Tucson	LW	6	0	0	0	-1	4	2010 (4/119) PHI

AMERICAN HOCKEY LEAGUE (AHL) PLAYOFFS (CONT'D)

Skater	Team	Pos.	GP	G	A	PTS	+ / -	PIM	Draft
MAYO, Dysin	Tucson	D	7	0	0	0	-2	4	2014 (5/133)
CAPOBIANCO, Kyle	Tucson	D	9	0	0	0	-1	2	2015 (3/63)
HILL, Adin	Tucson	G	9	0	0	0	0	0	2015 (3/76)

Goaltender	Team	GP	GAA	SV%	Record	SO	GA	MIN	Draft
HILL, Adin	Tucson	9	2.12	.922	4-5-0	2	20	566:04	2015 (3/76)

ECHL REGULAR SEASON

Skater	Team	Pos.	GP	G	A	PTS	+ / -	PIM	Draft
SMERECK, Jalen	Fort Wayne (ECHL)	D	2	0	1	1	-2	4	Not Drafted

CANADIAN HOCKEY LEAGUE (CHL) REGULAR SEASON

Skater	Team	Pos.	GP	G	A	PTS	+ / -	PIM	Draft
BURKE, Brayden	Moose Jaw (WHL)	LW	61	31	82	113	44	45	Not Drafted
STEENBERGEN, Tyler	Swift Current (WHL)	C	56	47	55	102	52	44	2017 (5/128)
DINEEN, Cam	North Bay (OHL)	D	39	11	25	36	-13	10	2016 (3/68)
	Sarnia (OHL)	D	26	9	19	28	9	0	2016 (3/68)
JOSEPH, Pierre-Olivier	Charlottetown (QMJHL)	D	63	13	33	46	-5	59	2017 (1/23)
SCHNARR, Nate	Guelph (OHL)	C	57	16	23	39	-16	34	2017 (3/75)
ENTWISTLE, MacKenzie	Hamilton (OHL)	RW	49	13	25	38	16	35	2017 (3/69)
HOEFENMAYER, Noel	Ottawa (OHL)	D	65	7	26	33	-7	40	2017 (4/108)
SMERECK, Jalen	Flint (OHL)	D	46	10	24	34	-41	54	Not Drafted

CANADIAN HOCKEY LEAGUE (CHL) PLAYOFFS

Skater	Team	Pos.	GP	G	A	PTS	+ / -	PIM	Draft
STEENBERGEN, Tyler	Swift Current (WHL)	C	26	12	15	27	7	12	2017 (5/128)
BURKE, Brayden	Moose Jaw (WHL)	LW	14	9	12	21	7	16	Not Drafted
ENTWISTLE, MacKenzie	Hamilton (OHL)	RW	21	10	7	17	9	14	2017 (3/69)
JOSEPH, Pierre-Olivier	Charlottetown (QMJHL)	D	18	1	11	12	3	24	2017 (1/23)
HOEFENMAYER, Noel	Ottawa (OHL)	D	5	2	5	7	-4	2	2017 (4/108)
SCHNARR, Nate	Guelph (OHL)	C	6	2	4	6	-1	8	2017 (3/75)
DINEEN, Cam	Sarnia (OHL)	D	12	1	3	4	-3	0	2014 (5/133)

NATIONAL COLLEGIATE ATHLETIC ASSOCIATION (NCAA) REGULAR SEASON

Skater	Team	Pos.	GP	G	A	PTS	+ / -	PIM	Draft
HICKEY, Brandon	Boston (Hockey East)	D	35	6	8	14	-5	45	2014 (3/64)
FIGL, Jared	Cornell University (ECAC)	LW	28	4	4	8	13	12	2014 (7/191)
CROTTY, Cameron	Boston (Hockey East)	D	34	1	7	8	10	18	2017 (3/82)
KAROW, Michael	BC (Hockey East)	D	34	0	6	6	-2	22	2017 (5/126)
STEWART, Dean	Nebraska-Omaha (NCHC)	D	31	0	5	5	-10	20	2016 (7/188)

Goaltender	Team	GP	GAA	SV%	Record	SO	GA	MIN	Draft
MADSEN, Merrick	Harvard (ECAC)	24	2.27	.918	10-10-3	3	54	1429	2013 (6/162)

SWEDISH LEAGUES REGULAR SEASON

Skater	Team	Pos.	GP	G	A	PTS	+ / -	PIM	Draft
KARLSSON, Anton	Leksands IF (Allsvenskan)	RW	48	8	11	19	7	12	2014 (3/87)
WALLI WALTERHOLM, Erik	Djurgardens (SuperElit)	RW	42	18	21	39	5	64	2017 (7/190)
WALLI WALTERHOLM, Erik	Djurgardens (SuperElit)	RW	20	2	0	2	2	0	2017 (7/190)
WESTERLUND, Filip	Frolunda HC (SuperElit)	D	24	4	9	13	1	12	2017 (2/44)
WESTERLUND, Filip	Frolunda HC (SHL)	D	19	0	2	2	-4	0	2017 (2/44)
WESTERLUND, Filip	IF Bjorkloven (Allsvenskan)	D	13	1	3	4	5	6	2017 (2/44)
WESTLUND, David	Ostersunds IK (Division 1)	D	10	0	2	2	-1	2	2014 (6/163)
WESTLUND, David	Valbo HC (Division 1)	D	26	4	10	14	4	39	2014 (6/163)

Goaltender	Team	GP	GAA	SV%	Record	SO	GA	MIN	Draft
KALLGREN, Erik	AIK (Allsvenskan)	28	2.42	.907	16-11-0	2	67	1659	2015 (7/183)

WORLD JUNIOR CHAMPIONSHIP

Skater	Team	Pos.	GP	G	A	PTS	+ / -	PIM	Draft
STEENBERGEN, Tyler	Canada	C	7	1	1	2	3	2	2017 (5/128)
WESTERLUND, Filip	Sweden	D	7	0	0	0	0	2	2017 (2/44)



WESTERN CONFERENCE

CENTRAL DIVISION

TEAM	OVERALL	HOME	ROAD
Chicago Blackhawks	1-2-0	1-1-0	0-1-0
Colorado Avalanche	1-2-0	0-1-0	1-1-0
Dallas Stars	0-3-0	0-2-0	0-1-0
Minnesota Wild	2-1-0	1-1-0	1-0-0
Nashville Predators	1-1-1	1-1-0	0-0-1
St. Louis Blues	2-0-1	1-0-0	1-0-1
Winnipeg Jets	0-3-0	0-1-0	0-2-0
Overall	7-12-2	4-7-0	3-5-2

PACIFIC DIVISION

TEAM	OVERALL	HOME	ROAD
Anaheim Ducks	1-3-0	1-1-0	0-2-0
Calgary Flames	2-2-0	1-1-0	1-1-0
Edmonton Oilers	1-1-2	1-1-0	0-0-2
Los Angeles Kings	2-2-0	2-0-0	0-2-0
San Jose Sharks	1-1-2	0-1-1	1-0-1
Vancouver Canucks	2-1-1	1-1-0	1-0-1
Vegas Golden Knights	1-2-2	0-1-1	1-1-1
Overall	10-12-7	6-6-2	4-6-5

VS. WESTERN CONFERENCE 17-24-9 10-13-2 7-11-7

EASTERN CONFERENCE

ATLANTIC DIVISION

TEAM	OVERALL	HOME	ROAD
Boston Bruins	0-2-0	0-1-0	0-1-0
Buffalo Sabres	1-1-0	0-1-0	1-0-0
Detroit Red Wings	0-2-0	0-1-0	0-1-0
Florida Panthers	0-2-0	0-1-0	0-1-0
Montreal Canadiens	2-0-0	1-0-0	1-0-0
Ottawa Senators	2-0-0	1-0-0	1-0-0
Tampa Bay Lightning	1-1-0	0-1-0	1-0-0
Toronto Maple Leafs	1-1-0	0-1-0	1-0-0
Overall	7-9-0	2-6-0	5-3-0

METROPOLITAN DIVISION

TEAM	OVERALL	HOME	ROAD
Carolina Hurricanes	1-1-0	1-0-0	0-1-0
Columbus Blue Jackets	0-2-0	0-1-0	0-1-0
New Jersey Devils	1-1-0	1-0-0	0-1-0
New York Islanders	1-1-0	1-0-0	0-1-0
New York Rangers	0-1-1	0-0-1	0-1-0
Philadelphia Flyers	1-0-1	0-0-1	1-0-0
Pittsburgh Penguins	0-2-0	0-1-0	0-1-0
Washington Capitals	1-0-1	1-0-0	0-0-1
Overall	5-8-3	4-2-2	1-6-1

VS. EASTERN CONFERENCE 12-17-3 6-8-2 6-9-1



ANAHEIM DUCKS

2017-18 SEASON SERIES - Won: 1 Lost: 3 OT: 0

AT ARIZONA	COYOTES	DUCKS	ATTEND	GOALTENDERS	W. GOAL
Apr 7 '18	Coyotes 0	Ducks 3	17,382	Antti Raanta vs. Ryan Miller	Adam Henrique
Feb 24 '18	Coyotes 2	Ducks 0	11,959	Antti Raanta vs. Ryan Miller	Jason Demers

LAST TIME VS THE DUCKS...

Last Home Win: February 24, 2018 (2-0)
 Last Home Loss: April 7, 2018 (3-0)
 Last Home Tie: February 23, 2004 (1-1)
 Last Road Win: November 9, 2015 (4-3 OT)
 Last Road Loss: December 31, 2017 (5-2)
 Last Road Tie: November 27, 2002 (2-2)

AT ANAHEIM	COYOTES	DUCKS	ATTEND	GOALTENDERS	W. GOAL
Dec 31 '17	Coyotes 2	Ducks 5	17,174	Antti Raanta vs. John Gibson	Cam Fowler
Oct 5 '17	Coyotes 4	Ducks 5	17,174	Louis Domingue vs. John Gibson	Rickard Rakell

* - Overtime ** - Shootout

INDIVIDUAL SCORING

COYOTES													DUCKS															
Player	GP	G	A	P	+/	PIM	PP	SH	GW	GT	EN	S	S%	Player	GP	G	A	P	+/-	PIM	PP	SH	GW	GT	EN	S	S%	
Alex Goligoski	4	0	4	4	-2	6	0	0	0	0	0	6	0.0	Rickard Rakell	4	4	3	7	6	2	0	0	1	0	0	13	30.8	
Max Domi	4	2	1	3	-2	0	1	0	0	0	1	9	22.2	Corey Perry	3	2	2	4	4	9	0	0	0	0	0	7	28.6	
Clayton Keller	4	2	0	2	-4	2	1	0	0	0	0	14	14.3	Andrew Cogliano	4	1	2	3	4	2	0	0	0	0	0	9	11.1	
Brendan Perlini	4	1	1	2	-3	0	1	0	0	0	0	5	20.0	Jakob Silfverberg	4	1	2	3	2	0	0	0	0	0	0	0	9	11.1
Josh Archibald	3	0	2	2	1	0	0	0	0	0	0	1	0.0	Antoine Vermette	4	1	2	3	3	0	0	0	0	0	1	4	25.0	
Christian Fischer	4	1	0	1	-2	4	1	0	0	0	0	7	14.3	Ryan Getzlaf	3	0	3	3	5	4	0	0	0	0	0	4	0.0	
Jason Demers	3	1	0	1	-1	0	0	0	1	0	0	7	14.3	Cam Fowler	3	1	1	2	1	0	0	0	1	0	0	7	14.3	
Anthony Duclair	2	1	0	1	0	0	0	0	0	0	0	2	50.0	Adam Henrique	3	1	1	2	0	0	1	0	1	0	0	5	20.0	
Oliver Ekman-Larsson	4	0	1	1	-5	0	0	0	0	0	0	9	0.0	Ryan Kesler	3	0	2	2	2	2	0	0	0	0	0	7	0.0	
Derek Stepan	4	0	1	1	-2	0	0	0	0	0	0	13	0.0	Ondrej Kase	4	1	0	1	0	0	0	0	0	0	0	11	9.1	
Kevin Connauton	3	0	1	1	-2	0	0	0	0	0	0	4	0.0	Hampus Lindholm	3	1	0	1	4	0	0	0	0	0	1	3	33.3	
Christian Dvorak	3	0	1	1	-3	0	0	0	0	0	0	9	0.0	Josh Manson	4	0	1	1	3	0	0	0	0	0	0	0	6	0.0
Niklas Hjalmarsson	2	0	1	1	-1	0	0	0	0	0	0	0	0.0	Brandon Montour	4	0	1	1	1	0	0	0	0	0	0	0	9	0.0
Tobias Rieder	2	0	1	1	-5	0	0	0	0	0	0	0	0.0	Kevin Bieksa	2	0	1	1	4	0	0	0	0	0	0	2	0.0	
Jordan Martinook	4	0	0	0	-2	2	0	0	0	0	0	8	0.0	Francois Beauchemin	4	0	0	0	4	6	0	0	0	0	0	6	0.0	
Nick Cousins	3	0	0	0	-2	0	0	0	0	0	0	6	0.0	Nick Ritchie	4	0	0	0	-1	2	0	0	0	0	0	5	0.0	
Brad Richardson	3	0	0	0	-2	9	0	0	0	0	0	8	0.0	Derek Grant	3	0	0	0	0	2	0	0	0	0	0	0	0.0	
Luke Schenn	3	0	0	0	-3	2	0	0	0	0	0	3	0.0	Chris Wagner	3	0	0	0	-1	4	0	0	0	0	0	2	0.0	
Jakob Chychrun	2	0	0	0	-1	0	0	0	0	0	0	6	0.0	Marcus Pettersson	2	0	0	0	0	0	0	0	0	0	0	2	0.0	
Lawson Crouse	2	0	0	0	-2	0	0	0	0	0	0	0	0.0	Logan Shaw	2	0	0	0	0	2	0	0	0	0	0	4	0.0	
Zac Rinaldo	2	0	0	0	1	0	0	0	0	0	0	0	0.0	Jared Boll	1	0	0	0	0	0	0	0	0	0	0	0	0.0	
Dylan Strome	2	0	0	0	0	0	0	0	0	0	0	3	0.0	J.T. Brown	1	0	0	0	-1	0	0	0	0	0	0	1	0.0	
Freddie Hamilton	1	0	0	0	1	0	0	0	0	0	0	1	0.0	Korbinian Holzer	1	0	0	0	-1	0	0	0	0	0	0	0	0.0	
Joel Hanley	1	0	0	0	-1	0	0	0	0	0	0	1	0.0	Dennis Rasmussen	1	0	0	0	0	2	0	0	0	0	0	2	0.0	
Dakota Mermis	1	0	0	0	0	0	0	0	0	0	0	0	0.0	Troy Terry	1	0	0	0	0	0	0	0	0	0	0	1	0.0	
Trevor Murphy	1	0	0	0	0	0	0	0	0	0	0	0	0.0	Andy Welinski	1	0	0	0	0	0	0	0	0	0	0	1	0.0	
Richard Panik	1	0	0	0	0	0	0	0	0	0	0	2	0.0															

POWER PLAY: 4-16 25.0% / PENALTY KILLING: 8-9 88.9%

POWER PLAY: 1-9 11.1% / PENALTY KILLING: 12-16 75.0%

GOALTENDING

COYOTES										DUCKS									
Goalie	GP	Min	W-L-OT	SO	GA	SA	SV	GAA	SV%	Goalie	GP	Min	W-L-OT	SO	GA	SA	SV	GAA	SV%
Antti Raanta	3	177	1-2-0	1	6	77	71	2.03	.922	John Gibson	2	120	2-0-0	0	6	55	49	3.00	.891
Louis Domingue	1	58	0-1-0	0	5	41	36	5.15	.878	Ryan Miller	2	119	1-1-0	1	1	68	67	0.50	.985

GOALS BY PERIOD

COYOTES					DUCKS				
1	2	3	OT	TOT	1	2	3	OT	TOT
4	2	2	0	8	4	3	6	0	13

SHOTS BY PERIOD

COYOTES					DUCKS				
1	2	3	OT	TOT	1	2	3	OT	TOT
39	53	32	0	124	39	39	42	0	120

SEE RECORDS SECTION FOR "ALL TIME VS THE DUCKS" BREAKDOWN



BOSTON BRUINS

2017-18 SEASON SERIES - Won: 0 Lost: 2 OT: 0

AT ARIZONA	COYOTES	BRUINS	ATTEND	GOALTENDERS	W. GOAL
Oct 14 '17	Coyotes 2	Bruins 6	14,810	Louis Domingue vs Anton Khudobin	Zdeno Chara

AT BOSTON	COYOTES	BRUINS	ATTEND	GOALTENDERS	W. GOAL
Dec 7 '17	Coyotes 1	Bruins 6	17,565	Scott Wedgewood vs Tuukka Rask	David Backes

* - Overtime ** - Shootout

LAST TIME VS THE BRUINS...

- Last Home Win: October 19, 2009 (4-1)
- Last Home Loss: October 14, 2017 (6-2)
- Last Home Tie: October 16, 2001 (1-1)
- Last Road Win: *October 9, 2010 (5-2)
- Last Road Loss: December 7, 2017 (6-1)
- Last Road Tie: November 30, 2003 (3-3)

*Game played at O2 Arena in Prague, CZE as part of the 2010 Compuware NHL Premiere Series

INDIVIDUAL SCORING

COYOTES													BRUINS														
Player	GP	G	A	P	+/-	PIM	PP	SH	GW	GT	EN	S	S%	Player	GP	G	A	P	+/	PIM	PP	SH	GW	GT	EN	S	S%
Christian Dvorak	2	1	0	1	-2	0	0	0	0	0	0	3	33.3	Brad Marchand	2	2	2	4	4	0	0	0	0	0	0	3	66.7
Oliver Ekman-Larsson	2	1	0	1	-3	4	1	0	0	0	0	4	25.0	Zdeno Chara	2	1	3	4	6	2	0	0	1	0	0	5	20.0
Mario Kempe	1	1	0	1	1	0	0	0	0	0	0	2	50.0	Danton Heinen	2	1	2	3	3	0	0	0	0	0	0	8	12.5
Jason Demers	2	0	1	1	-3	2	0	0	0	0	0	3	0.0	David Krejci	2	1	2	3	0	0	1	0	0	0	0	2	50.0
Anthony Duclair	2	0	1	1	1	0	0	0	0	0	0	2	0.0	David Pastrnak	2	1	2	3	4	2	0	0	0	0	0	5	20.0
Luke Schenn	2	0	1	1	2	4	0	0	0	0	0	3	0.0	Anders Bjork	2	2	0	2	1	0	1	0	0	0	0	2	100.0
Derek Stepan	2	0	1	1	-4	0	0	0	0	0	0	1	0.0	David Backes	1	2	0	2	3	0	0	0	1	0	0	4	50.0
Max Domi	2	0	0	0	-1	0	0	0	0	0	0	3	0.0	Jake DeBrusk	2	1	1	2	0	0	1	0	0	0	0	3	33.3
Christian Fischer	2	0	0	0	-2	0	0	0	0	0	0	6	0.0	Riley Nash	2	0	2	2	5	0	0	0	0	0	0	8	0.0
Alex Goligoski	2	0	0	0	-2	0	0	0	0	0	0	2	0.0	Patrice Bergeron	1	0	2	2	1	0	0	0	0	0	0	1	0.0
Clayton Keller	2	0	0	0	-4	0	0	0	0	0	0	5	0.0	Tim Schaller	2	1	0	1	0	0	0	0	0	0	0	6	16.7
Jordan Martinook	2	0	0	0	-1	2	0	0	0	0	0	2	0.0	Brandon Carlo	2	0	1	1	2	0	0	0	0	0	0	2	0.0
Brad Richardson	2	0	0	0	-1	0	0	0	0	0	0	3	0.0	Sean Kuraly	2	0	1	1	0	0	0	0	0	0	0	4	0.0
Tobias Rieder	2	0	0	0	-3	0	0	0	0	0	0	1	0.0	Charlie McAvoy	2	0	1	1	2	0	0	0	0	0	0	0	0.0
Kyle Capobianco	1	0	0	0	-1	0	0	0	0	0	0	0	0.0	Kevan Miller	2	0	1	1	2	0	0	0	0	0	0	2	0.0
Jakob Chychrun	1	0	0	0	-3	0	0	0	0	0	0	3	0.0	Matt Grzelcyk	1	0	1	1	2	0	0	0	0	0	0	2	0.0
Adam Clendening	1	0	0	0	-2	0	0	0	0	0	0	1	0.0	Adam McQuaid	1	0	1	1	1	0	0	0	0	0	0	0	0.0
Nick Cousins	1	0	0	0	1	0	0	0	0	0	0	1	0.0	Torey Krug	2	0	0	0	-1	2	0	0	0	0	0	3	0.0
Lawson Crouse	1	0	0	0	-1	0	0	0	0	0	0	3	0.0	Noel Acciari	1	0	0	0	-1	0	0	0	0	0	0	0	0.0
Niklas Hjalmarsson	1	0	0	0	-2	0	0	0	0	0	0	2	0.0	Matt Beleskey	1	0	0	0	0	0	0	0	0	0	0	1	0.0
Brendan Perlini	1	0	0	0	-2	0	0	0	0	0	0	2	0.0	Austin Czarnik	1	0	0	0	0	0	0	0	0	0	0	0	0.0
Zac Rinaldo	1	0	0	0	-1	2	0	0	0	0	0	0	0.0	Ryan Spooner	1	0	0	0	1	0	0	0	0	0	0	0	0.0
Dylan Strome	1	0	0	0	-1	0	0	0	0	0	0	0	0.0														

POWER PLAY: 1-3 33.3% / PENALTY KILLING: 4-7 57.1%

POWER PLAY: 3-7, 42.9% / PENALTY KILLING: 2-3, 66.7%

GOALTENDING

COYOTES											BRUINS										
Goalie	GP	Min	W-L-OT	SO	GA	SA	SV	GAA	SV%		Goalie	GP	Min	W-L-OT	SO	GA	SA	SV	GAA	SV%	
Scott Wedgewood	1	60	0-1-0	0	6	32	26	6.00	.812		Tuukka Rask	1	60	1-0-0	0	1	21	20	1.00	.952	
Louis Domingue	1	60	0-1-0	0	6	29	23	6.00	.793		Anton Khudobin	1	60	1-0-0	0	2	31	29	2.01	.935	

GOALS BY PERIOD

COYOTES					BRUINS				
1	2	3	OT	TOT	1	2	3	OT	TOT
2	0	1	0	3	2	5	5	0	12

SHOTS BY PERIOD

COYOTES					BRUINS				
1	2	3	OT	TOT	1	2	3	OT	TOT
17	15	20	0	52	16	21	24	0	61

SEE RECORDS SECTION FOR "ALL TIME VS THE BRUINS" BREAKDOWN



BUFFALO SABRES

2017-18 SEASON SERIES - Won: 1 Lost: 1 OT: 0

AT ARIZONA	COYOTES	SABRES	ATTEND	GOALTENDERS	W. GOAL
Nov 2 '17	Coyotes 4	Sabres 5	11,477	Antti Raanta vs Robin Lehner	Benoit Pouliot

LAST TIME VS THE SABRES...

Last Home Win: February 26, 2017 (3-2)
 Last Home Loss: November 2, 2017 (5-4)
 Last Home Tie: February 26, 1982 (4-4)
 Last Road Win: March 21, 2018 (4-1)
 Last Road Loss: March 2, 2017 (6-3)
 Last Road Tie: October 11, 1999 (2-2)

AT BUFFALO	COYOTES	SABRES	ATTEND	GOALTENDERS	W. GOAL
Mar 21 '18	Coyotes 4	Sabres 1	17,029	Antti Raanta vs Chad Johnson, Linus Ullmark	Derek Stepan

* - Overtime ** - Shootout

INDIVIDUAL SCORING

COYOTES														SABRES														
Player	GP	G	A	P	+/	PIM	PP	SH	GW	GT	EN	S	S%	Player	GP	G	A	P	+/	PIM	PP	SH	GW	GT	EN	S	S%	
Max Domi	2	1	1	2	0	4	0	0	0	0	1	4	25.0	Benoit Pouliot	2	2	1	3	2	0	0	0	1	0	0	5	40.0	
Christian Dvorak	2	1	1	2	0	2	0	0	0	0	0	7	14.3	Ryan O'Reilly	2	0	3	3	0	0	0	0	0	0	0	3	0.0	
Oliver Ekman-Larsson	2	1	1	2	3	0	0	0	0	0	0	6	16.7	Kyle Okposo	2	1	1	2	2	2	0	0	0	0	0	1	100.0	
Derek Stepan	2	1	1	2	1	0	1	0	1	0	0	5	20.0	Jordan Nolan	2	1	0	1	1	2	0	0	0	0	0	0	2	50.0
Clayton Keller	2	0	2	2	1	0	0	0	0	0	0	5	0.0	Seth Griffith	1	1	0	1	0	0	0	0	0	0	0	0	1	100.0
Jason Demers	1	0	2	2	1	0	0	0	0	0	0	3	0.0	Evander Kane	1	1	0	1	-1	0	0	1	0	0	0	6	16.7	
Nick Cousins	2	1	0	1	0	0	0	0	0	0	0	2	50.0	Jack Eichel	2	0	1	1	-2	2	0	0	0	0	0	3	0.0	
Richard Panik	1	1	0	1	1	0	0	0	0	0	0	1	100.0	Sam Reinhart	2	0	1	1	-2	0	0	0	0	0	0	6	0.0	
Zac Rinaldo	1	1	0	1	1	0	0	0	0	0	0	2	50.0	Rasmus Ristolainen	2	0	1	1	0	0	0	0	0	0	0	9	0.0	
Dylan Strome	1	1	0	1	0	2	1	0	0	0	0	4	25.0	Marco Scandella	2	0	1	1	-1	0	0	0	0	0	0	1	0.0	
Kevin Connauton	2	0	1	1	0	2	0	0	0	0	0	4	0.0	Nathan Beaulieu	1	0	1	1	0	2	0	0	0	0	0	2	0.0	
Alex Goligoski	2	0	1	1	-1	0	0	0	0	0	0	1	0.0	Jake McCabe	1	0	1	1	1	0	0	0	0	0	0	2	0.0	
Jordan Martinook	2	0	1	1	-1	2	0	0	0	0	0	4	0.0	Evan Rodrigues	1	0	1	1	0	0	0	0	0	0	0	2	0.0	
Brendan Perlini	2	0	1	1	-1	2	0	0	0	0	0	2	0.0	Justin Falk	2	0	0	0	-2	0	0	0	0	0	0	1	0.0	
Brad Richardson	2	0	1	1	-1	0	0	0	0	0	0	2	0.0	Johan Larsson	2	0	0	0	0	0	0	0	0	0	0	1	0.0	
Jakob Chychrun	1	0	1	1	0	0	0	0	0	0	0	0	0.0	Jason Pominville	2	0	0	0	-2	0	0	0	0	0	0	4	0.0	
Christian Fischer	2	0	0	0	-2	0	0	0	0	0	0	3	0.0	Victor Antipin	1	0	0	0	0	2	0	0	0	0	0	0	1	0.0
Luke Schenn	2	0	0	0	-2	0	0	0	0	0	0	0	0.0	Justin Bailey	1	0	0	0	0	0	0	0	0	0	0	3	0.0	
Josh Archibald	1	0	0	0	1	0	0	0	0	0	0	0	0.0	Nicholas Baptiste	1	0	0	0	1	0	0	0	0	0	0	1	0.0	
Anthony Duclair	1	0	0	0	0	0	0	0	0	0	0	0	0.0	Zemgus Girgensons	1	0	0	0	0	0	0	0	0	0	0	1	0.0	
Niklas Hjalmarsson	1	0	0	0	0	0	0	0	0	0	0	1	0.0	Brendan Guhle	1	0	0	0	0	0	0	0	0	0	0	3	0.0	
Dakota Mermis	1	0	0	0	-1	0	0	0	0	0	0	1	0.0	Matt Moulson	1	0	0	0	0	0	0	0	0	0	0	0	0.0	
Tobias Rieder	1	0	0	0	1	0	0	0	0	0	0	1	0.0	Casey Nelson	1	0	0	0	1	0	0	0	0	0	0	0	0.0	
														Matt Tennyson	1	0	0	0	1	2	0	0	0	0	0	2	0.0	
														Scott Wilson	1	0	0	0	-1	0	0	0	0	0	0	1	0.0	

POWER PLAY: 2-5 40.0% / PENALTY KILLING: 6-6 100.0%

POWER PLAY: 0-6 0.0% / PENALTY KILLING: 3-5 60.0%

GOALTENDING

COYOTES											SABRES										
Goalie	GP	Min	W-L-OT	SO	GA	SA	SV	GAA	SV%		Goalie	GP	Min	W-L-OT	SO	GA	SA	SV	GAA	SV%	
Antti Raanta	2	117	1-1-0	0	6	61	55	3.08	.902		Robin Lehner	1	60	1-0-0	0	4	29	25	4.00	.862	
											Linus Ullmark	1	31	0-0-0	0	1	13	12	1.96	.923	
											Chad Johnson	1	26	0-1-0	0	2	15	13	4.60	.867	

GOALS BY PERIOD

COYOTES						SABRES					
1	2	3	OT	TOT		1	2	3	OT	TOT	
3	0	5	0	8		2	2	2	0	6	

SHOTS BY PERIOD

COYOTES						SABRES					
1	2	3	OT	TOT		1	2	3	OT	TOT	
25	11	22	0	58		26	23	12	0	61	

SEE RECORDS SECTION FOR "ALL TIME VS THE SABRES" BREAKDOWN



CALGARY FLAMES

2017-18 SEASON SERIES - Won: 2 Lost: 2 OT: 0

AT ARIZONA	COYOTES	FLAMES	ATTEND	GOALTENDERS	W. GOAL
Mar. 19 '18	Coyotes 5	Flames 2	13,288	Antti Raanta vs Mike Smith	Oliver Ekman-Larsson
Feb. 22 '18	Coyotes 2	Flames 5	11,904	Antti Raanta vs Jon Gillies	Sean Monahan

AT CALGARY	COYOTES	FLAMES	ATTEND	GOALTENDERS	W. GOAL
Apr. 3 '18	Coyotes 4	Flames 1	18,677	Antti Raanta vs Jon Gillies	Kevin Connauton
Nov 30 '17	Coyotes 0	Flames 3	18,093	Scott Wedgewood vs Mike Smith	Mark Jankowski

* - Overtime ** - Shootout

LAST TIME VS THE FLAMES...

- Last Home Win: March 19, 2018 (5-2)
- Last Home Loss: February 22, 2018 (5-2)
- Last Home Tie: February 2, 1999 (2-2)
- Last Road Win: April 3, 2018 (4-1)
- Last Road Loss: November 30, 2017 (3-0)
- Last Road Tie: October 24, 2000 (2-2)

INDIVIDUAL SCORING

COYOTES

Player	GP	G	A	P	+/-	PIM	PP	SH	GW	GT	EN	S	S%
Max Domi	4	2	3	5	3	18	0	0	0	0	1	14	14.3
Kevin Connauton	4	2	1	3	1	0	0	0	1	0	0	3	66.7
Oliver Ekman-Larsson	4	2	1	3	2	2	0	0	1	0	1	7	28.6
Derek Stepan	4	1	2	3	4	2	0	0	0	0	0	13	7.7
Richard Panik	3	2	0	2	1	2	0	0	0	0	0	5	40.0
Clayton Keller	4	0	2	2	3	0	0	0	0	0	0	6	0.0
Brendan Perlini	4	0	2	2	2	0	0	0	0	0	0	1	0.0
Christian Fischer	4	1	0	1	-1	0	0	0	0	0	0	8	12.5
Dylan Strome	2	1	0	1	0	0	0	0	0	0	0	5	20.0
Josh Archibald	3	0	1	1	1	4	0	0	0	0	0	5	0.0
Jason Demers	3	0	1	1	-1	0	0	0	0	0	0	5	0.0
Christian Dvorak	3	0	1	1	-2	0	0	0	0	0	0	6	0.0
Trevor Murphy	1	0	1	1	2	0	0	0	0	0	0	0	0.0
Nick Cousins	4	0	0	0	-3	2	0	0	0	0	0	5	0.0
Alex Goligoski	4	0	0	0	-2	0	0	0	0	0	0	8	0.0
Jordan Martinook	4	0	0	0	-3	0	0	0	0	0	0	6	0.0
Brad Richardson	4	0	0	0	-3	0	0	0	0	0	0	6	0.0
Zac Rinaldo	4	0	0	0	1	5	0	0	0	0	0	5	0.0
Jakob Chychrun	3	0	0	0	1	0	0	0	0	0	0	2	0.0
Niklas Hjaltmarsson	2	0	0	0	-1	2	0	0	0	0	0	2	0.0
Luke Schenn	2	0	0	0	1	0	0	0	0	0	0	2	0.0
Joel Hanley	1	0	0	0	-1	0	0	0	0	0	0	0	0.0
Tobias Rieder	1	0	0	0	0	0	0	0	0	0	0	2	0.0

FLAMES

Player	GP	G	A	P	+/-	PIM	PP	SH	GW	GT	EN	S	S%
Sam Bennett	4	1	3	4	3	4	0	0	0	0	0	13	7.7
Johnny Gaudreau	4	1	3	4	-2	2	0	0	0	0	0	11	9.1
Dougie Hamilton	4	1	3	4	3	4	0	0	0	0	0	17	5.9
Mark Jankowski	4	3	0	3	2	0	0	1	1	0	0	14	21.4
Sean Monahan	3	2	1	3	-2	0	1	0	1	0	0	15	13.3
Mark Giordano	4	0	3	3	2	0	0	0	0	0	0	4	0.0
Matthew Tkachuk	2	1	1	2	1	4	0	0	0	0	0	5	20.0
Mikael Backlund	4	1	0	1	-4	0	0	0	0	0	0	16	6.2
Nick Shore	1	1	0	1	0	2	0	0	0	0	0	1	100.0
Curtis Lazar	3	0	1	1	-1	0	0	0	0	0	0	6	0.0
Matt Bartkowski	1	0	1	1	0	0	0	0	0	0	0	6	0.0
Jaromir Jagr	1	0	1	1	2	0	0	0	0	0	0	4	0.0
Chris Stewart	1	0	1	1	-1	0	0	0	0	0	0	2	0.0
Troy Brouwer	4	0	0	0	-4	2	0	0	0	0	0	2	0.0
Micheal Ferland	4	0	0	0	0	5	0	0	0	0	0	6	0.0
Michael Frolik	4	0	0	0	-2	4	0	0	0	0	0	8	0.0
Garnet Hathaway	4	0	0	0	1	2	0	0	0	0	0	5	0.0
Brett Kulak	4	0	0	0	-3	0	0	0	0	0	0	7	0.0
Michael Stone	4	0	0	0	-3	0	0	0	0	0	0	2	0.0
Travis Hamonic	3	0	0	0	0	2	0	0	0	0	0	2	0.0
Matt Stajan	3	0	0	0	1	4	0	0	0	0	0	7	0.0
Rasmus Andersson	2	0	0	0	-1	0	0	0	0	0	0	3	0.0
TJ Brodie	2	0	0	0	0	2	0	0	0	0	0	3	0.0
Spencer Foo	1	0	0	0	0	0	0	0	0	0	0	7	0.0
Tanner Glass	1	0	0	0	0	0	0	0	0	0	0	3	0.0

POWER PLAY: 0-12 00.0% / PENALTY KILLING: 8-9 88.9%

POWER PLAY: 1-9 11.1% / PENALTY KILLING: 12-12 100.0%

GOALTENDING

COYOTES

Goalie	GP	Min	W-L-OT	SO	GA	SA	SV	GAA	SV%
Antti Raanta	3	179	2-1-0	0	8	125	117	2.68	.936
Scott Wedgewood	1	60	0-1-0	0	3	44	41	3.00	.932

FLAMES

Goalie	GP	Min	W-L-OT	SO	GA	SA	SV	GAA	SV%
Mike Smith	2	119	1-1-0	1	3	56	53	1.52	.946
Jon Gillies	2	120	1-1-0	0	6	58	52	3.00	.897

GOALS BY PERIOD

COYOTES					FLAMES				
1	2	3	OT	TOT	1	2	3	OT	TOT
3	3	5	0	11	2	5	4	0	11

SHOTS BY PERIOD

COYOTES					FLAMES				
1	2	3	OT	TOT	1	2	3	OT	TOT
43	38	35	0	116	45	60	64	0	169

SEE RECORDS SECTION FOR "ALL TIME VS THE FLAMES" BREAKDOWN



CAROLINA HURRICANES

2017-18 SEASON SERIES - Won: 1 Lost: 1 OT: 0

LAST TIME VS THE HURRICANES...

Last Home Win: November 4, 2017 (2-1 SO)
 Last Home Loss: March 5, 2017 (2-1)
 Last Home Tie: March 15, 1999 (5-5)
 Last Road Win: March 3, 2017 (4-2)
 Last Road Loss: March 22, 2018 (6-5)
 Last Road Tie: December 5, 1997 (2-2)

AT ARIZONA	COYOTES	HURRICANES	ATTEND	GOALTENDERS	W. GOAL
Nov 4 '17**	Coyotes 2	Hurricanes 1	12,019	Antti Raanta vs Scott Darling	Derek Stepan

AT CAROLINA	COYOTES	HURRICANES	ATTEND	GOALTENDERS	W. GOAL
Mar 22 '18	Coyotes 5	Hurricanes 6	10,535	Darcy Kuemper vs Cam Ward	Jeff Skinner

* - Overtime ** - Shootout

INDIVIDUAL SCORING

COYOTES

Player	GP	G	A	P	+/-	PIM	PP	SH	GW	GT	EN	S	S%
Clayton Keller	2	2	1	3	0	0	0	0	0	0	0	5	40.0
Alex Goligoski	2	2	0	2	-2	0	1	0	0	0	0	5	40.0
Brad Richardson	2	0	2	2	0	0	0	0	0	0	0	2	0.0
Derek Stepan	2	0	2	2	-1	0	0	0	0	0	0	6	0.0
Nick Cousins	2	1	0	1	1	0	0	0	0	0	0	3	33.3
Josh Archibald	1	1	0	1	0	0	0	0	0	0	0	1	100.0
Max Domi	2	0	1	1	-2	0	0	0	0	0	0	1	0.0
Christian Fischer	2	0	1	1	0	0	0	0	0	0	0	3	0.0
Niklas Hjalmarsson	1	0	1	1	0	0	0	0	0	0	0	0	0.0
Dylan Strome	1	0	1	1	1	0	0	0	0	0	0	2	0.0
Kevin Connauton	2	0	0	0	-1	0	0	0	0	0	0	2	0.0
Christian Dvorak	2	0	0	0	-2	6	0	0	0	0	0	3	0.0
Oliver Ekman-Larsson	2	0	0	0	0	0	0	0	0	0	0	5	0.0
Jordan Martinook	2	0	0	0	-1	0	0	0	0	0	0	6	0.0
Zac Rinaldo	2	0	0	0	-2	2	0	0	0	0	0	2	0.0
Luke Schenn	2	0	0	0	-1	0	0	0	0	0	0	2	0.0
Jakob Chychrun	1	0	0	0	0	0	0	0	0	0	0	4	0.0
Jason Demers	1	0	0	0	0	0	0	0	0	0	0	0	0.0
Mario Kempe	1	0	0	0	0	0	0	0	0	0	0	0	0.0
Dakota Mermis	1	0	0	0	0	0	0	0	0	0	0	1	0.0
Richard Panik	1	0	0	0	-1	0	0	0	0	0	0	2	0.0
Brendan Perlini	1	0	0	0	1	2	0	0	0	0	0	1	0.0
Tobias Rieder	1	0	0	0	0	0	0	0	0	0	0	1	0.0

HURRICANES

Player	GP	G	A	P	+/-	PIM	PP	SH	GW	GT	EN	S	S%
Jeff Skinner	2	2	1	3	2	0	0	0	1	0	0	9	22.2
Phillip Di Giuseppe	1	1	2	3	2	0	0	0	0	0	0	5	20.0
Sebastian Aho	2	0	3	3	4	2	0	0	0	0	0	4	0.0
Jacob Slavin	2	0	3	3	2	0	0	0	0	0	0	4	0.0
Valentin Zykov	1	2	0	2	3	0	0	0	0	0	0	5	40.0
Teuvo Teravainen	2	1	1	2	4	0	0	0	0	0	0	5	20.0
Elias Lindholm	2	0	2	2	2	2	0	0	0	0	0	2	0.0
Jordan Staal	2	1	0	1	1	0	0	0	0	0	0	6	16.7
Trevor van Riemsdyk	2	0	1	1	1	0	0	0	0	0	0	4	0.0
Noah Hanifin	1	0	1	1	1	0	0	0	0	0	0	2	0.0
Justin Faulk	2	0	0	0	2	4	0	0	0	0	0	2	0.0
Haydn Fleury	2	0	0	0	0	0	0	0	0	0	0	1	0.0
Brock McGinn	2	0	0	0	-1	0	0	0	0	0	0	3	0.0
Roland McKeown	2	0	0	0	-1	2	0	0	0	0	0	2	0.0
Joakim Nordstrom	2	0	0	0	-4	0	0	0	0	0	0	4	0.0
Derek Ryan	2	0	0	0	-4	0	0	0	0	0	0	2	0.0
Justin Williams	2	0	0	0	0	0	0	0	0	0	0	3	0.0
Klas Dahlbeck	1	0	0	0	-1	2	0	0	0	0	0	0	0.0
Josh Jooris	1	0	0	0	0	0	0	0	0	0	0	2	0.0
Marcus Kruger	1	0	0	0	0	0	0	0	0	0	0	1	0.0
Victor Rask	1	0	0	0	0	0	0	0	0	0	0	1	0.0
Lee Stempniak	1	0	0	0	-3	0	0	0	0	0	0	0	0.0

POWER PLAY: 0-4 0.0% / PENALTY KILLING: 4-5 80.0%

POWER PLAY: 1-5 20.0% / PENALTY KILLING: 4-4 100.0%

GOALTENDING

COYOTES

Goalie	GP	Min	W-L-OT	SO	GA	SA	SV	GAA	SV%
Antti Raanta	1	65	1-0-0	0	1	37	36	0.93	.973
Darcy Kuemper	1	58	0-1-0	0	6	30	24	6.19	.800

HURRICANES

Goalie	GP	Min	W-L-OT	SO	GA	SA	SV	GAA	SV%
Cam Ward	1	60	1-0-0	0	5	33	28	5.00	.848
Scott Darling	1	65	0-0-1	0	1	24	23	0.93	.958

GOALS BY PERIOD

COYOTES						HURRICANES					
1	2	3	OT	TOT		1	2	3	OT	TOT	
2	4	0	0	6		2	2	3	0	7	

SHOTS BY PERIOD

COYOTES						HURRICANES					
1	2	3	OT	TOT		1	2	3	OT	TOT	
20	19	16	24	57		17	19	26	5	67	

SEE RECORDS SECTION FOR "ALL TIME VS THE HURRICANES" BREAKDOWN



CHICAGO BLACKHAWKS

2017-18 SEASON SERIES - Won: 1 Lost: 2 OT: 0

AT ARIZONA	COYOTES	BLACKHAWKS	ATTEND	GOALTENDERS	W. GOAL
Feb 12 '18	Coyotes 6	Blackhawks 1	14,357	Antti Raanta vs Jeff Glass, Anton Forsberg	Clayton Keller
Oct 21 '17	Coyotes 2	Blackhawks 4	13,777	Louis Domingue vs Corey Crawford	Lance Bouma
AT CHICAGO	COYOTES	BLACKHAWKS	ATTEND	GOALTENDERS	W. GOAL
Dec 10 '17	Coyotes 1	Blackhawks 3	21,654	Scott Wedgewood vs Corey Crawford	Artem Anisimov

* - Overtime ** - Shootout

LAST TIME VS THE BLACKHAWKS...

Last Home Win: February 12, 2018 (6-1)
 Last Home Loss: October 21, 2017 (4-2)
 Last Home Tie: October 28, 2003 (2-2)
 Last Road Win: February 9, 2015 (3-2 SO)
 Last Road Loss: December 10, 2017 (3-1)
 Last Road Tie: March 21, 2004 (2-2)

INDIVIDUAL SCORING

COYOTES														BLACKHAWKS														
Player	GP	G	A	P	+/-	PIM	PP	SH	GW	GT	EN	S	S%	Player	GP	G	A	P	+/-	PIM	PP	SH	GW	GT	EN	S	S%	
Clayton Keller	3	2	1	3	0	2	0	0	1	0	0	6	33.3	Tommy Wingels	3	2	1	3	2	4	0	0	0	0	1	4	50.0	
Max Domi	3	1	2	3	1	8	0	0	0	0	0	5	20.0	Lance Bouma	3	1	2	3	2	4	0	0	1	0	0	1	100.0	
Christian Fischer	3	1	2	3	1	0	0	0	0	0	0	7	14.3	Patrick Kane	3	1	2	3	1	0	0	0	0	0	0	10	10.0	
Alex Goligoski	3	1	2	3	-1	0	0	0	0	0	0	6	16.7	Jonathan Toews	3	0	3	3	-1	0	0	0	0	0	0	0	10	0.0
Tobias Rieder	3	1	1	2	1	0	1	0	0	0	0	5	20.0	Duncan Keith	3	0	2	2	1	2	0	0	0	0	0	0	4	0.0
Nick Cousins	2	1	1	2	1	0	0	0	0	0	0	1	100.0	Brent Seabrook	3	0	2	2	4	2	0	0	0	0	0	0	10	0.0
Jakob Chychrun	2	0	2	2	1	4	0	0	0	0	0	2	0.0	Artem Anisimov	3	1	0	1	-2	0	0	0	1	0	0	5	20.0	
Christian Dvorak	3	1	0	1	0	0	0	0	0	0	0	4	25.0	Alex DeBrincat	3	1	0	1	-3	0	1	0	0	0	0	10	10.0	
Anthony Duclair	2	1	0	1	-1	0	0	0	0	0	0	6	16.7	Nick Schmaltz	3	1	0	1	0	0	0	0	0	0	0	6	16.7	
Kevin Connauton	3	0	1	1	1	2	0	0	0	0	0	5	0.0	Richard Panik	2	1	0	1	-1	2	1	0	0	0	0	5	20.0	
Oliver Ekman-Larsson	3	0	1	1	1	4	0	0	0	0	0	3	0.0	Jordan Oesterle	3	0	1	1	-4	0	0	0	0	0	0	6	0.0	
Zac Rinaldo	3	0	1	1	2	0	0	0	0	0	0	5	0.0	John Hayden	2	0	1	1	3	0	0	0	0	0	0	1	0.0	
Derek Stepan	3	0	1	1	0	0	0	0	0	0	0	3	0.0	Connor Murphy	3	0	0	0	0	2	0	0	0	0	0	2	0.0	
Jason Demers	3	0	0	0	0	2	0	0	0	0	0	3	0.0	Brandon Saad	3	0	0	0	-2	0	0	0	0	0	0	5	0.0	
Jordan Martinook	3	0	0	0	0	2	0	0	0	0	0	2	0.0	Gustav Forsling	2	0	0	0	-1	0	0	0	0	0	0	4	0.0	
Brad Richardson	3	0	0	0	-1	0	0	0	0	0	0	7	0.0	Vinnie Hinostroza	2	0	0	0	-1	0	0	0	0	0	0	6	0.0	
Niklas Hjalmarsson	2	0	0	0	1	2	0	0	0	0	0	1	0.0	Jan Rutta	2	0	0	0	-1	2	0	0	0	0	0	3	0.0	
Brendan Perlini	2	0	0	0	1	0	0	0	0	0	0	3	0.0	Patrick Sharp	2	0	0	0	-3	0	0	0	0	0	0	4	0.0	
Luke Schenn	2	0	0	0	1	0	0	0	0	0	0	6	0.0	Carl Dahlstrom	1	0	0	0	-2	0	0	0	0	0	0	0	0.0	
Mario Kempe	1	0	0	0	0	0	0	0	0	0	0	0	0.0	Anthony Duclair	1	0	0	0	-2	2	0	0	0	0	0	3	0.0	
Richard Panik	1	0	0	0	0	0	0	0	0	0	0	2	0.0	Erik Gustafsson	1	0	0	0	-1	0	0	0	0	0	0	2	0.0	
Dylan Strome	1	0	0	0	0	2	0	0	0	0	0	1	0.0	Ryan Hartman	1	0	0	0	1	0	0	0	0	0	0	1	0.0	
POWER PLAY: 1-10 10.0% / PENALTY KILLING: 8-10 80.0%														POWER PLAY: 2-10 20.0% / PENALTY KILLING: 9-10 90.0%														

GOALTENDING

COYOTES											BLACKHAWKS										
Goalie	GP	Min	W-L-OT	SO	GA	SA	SV	GAA	SV%	Goalie	GP	Min	W-L-OT	SO	GA	SA	SV	GAA	SV%		
Antti Raanta	1	60	1-0-0	0	1	38	37	1.00	.974	Corey Crawford	2	120	2-0-0	0	3	61	58	1.50	.951		
Scott Wedgewood	1	58	0-1-0	0	3	37	34	3.09	.919	Anton Forsberg	1	27	0-1-0	0	3	13	10	6.64	.769		
Louis Domingue	1	59	0-1-0	0	3	28	25	3.04	.893	Jeff Glass	1	33	0-0-0	0	3	9	6	5.50	.667		

GOALS BY PERIOD

COYOTES					BLACKHAWKS				
1	2	3	OT	TOT	1	2	3	OT	TOT
3	3	3	0	9	1	2	5	0	8

SHOTS BY PERIOD

COYOTES					BLACKHAWKS				
1	2	3	OT	TOT	1	2	3	OT	TOT
30	27	26	0	83	33	33	38	0	104

SEE RECORDS SECTION FOR "ALL TIME VS THE BLACKHAWKS" BREAKDOWN



COLORADO AVALANCHE

2017-18 SEASON SERIES - Won: 1 Lost: 2 OT: 0

LAST TIME VS THE AVALANCHE...

Last Home Win: March 13, 2017 (1-0)
 Last Home Loss: December 23, 2017 (6-2)
 Last Home Tie: November 17, 2002 (4-4)
 Last Road Win: December 27, 2017 (3-1)
 Last Road Loss: March 10, 2018 (5-2)
 Last Road Tie: March 10, 2002 (2-2)

AT ARIZONA	COYOTES	AVALANCHE	ATTEND	GOALTENDERS	W. GOAL
Dec 23 '17	Coyotes 2	Avalanche 6	11,838	Scott Wedgewood, Antti Raanta vs Semyon Varlamov	Nail Yakupov

AT COLORADO	COYOTES	AVALANCHE	ATTEND	GOALTENDERS	W. GOAL
Mar 10 '18	Coyotes 2	Avalanche 5	17,127	Darcy Kuemper vs Jonathan Bernier, Semyon Varlamov	Carl Soderberg
Dec 27 '17	Coyotes 3	Avalanche 1	15,671	Antti Raanta vs Semyon Varlamov	Alex Goligoski

* - Overtime ** - Shootout

INDIVIDUAL SCORING

COYOTES

Player	GP	G	A	P	+/-	PIM	PP	SH	GW	GT	EN	S	S%
Derek Stepan	3	2	0	2	1	0	0	2	0	0	0	8	25.0
Richard Panik	1	1	1	2	1	0	0	0	0	0	0	6	16.7
Josh Archibald	3	0	2	2	1	15	0	0	0	0	0	2	0.0
Clayton Keller	3	0	2	2	0	0	0	0	0	0	0	8	0.0
Christian Dvorak	3	1	0	1	1	2	0	0	0	0	0	3	33.3
Alex Goligoski	2	1	0	1	2	0	0	0	1	0	0	3	33.3
Tobias Rieder	2	1	0	1	1	0	0	0	0	0	0	2	50.0
Lawson Crouse	1	1	0	1	1	2	0	0	0	0	0	1	100.0
Jakob Chychrun	3	0	1	1	1	0	0	0	0	0	0	9	0.0
Jordan Martinook	3	0	1	1	-2	5	0	0	0	0	0	1	0.0
Brendan Perlini	2	0	1	1	0	14	0	0	0	0	0	2	0.0
Brad Richardson	2	0	1	1	-1	0	0	0	0	0	0	1	0.0
Kevin Connauton	3	0	0	0	-2	2	0	0	0	0	0	4	0.0
Nick Cousins	3	0	0	0	-1	2	0	0	0	0	0	2	0.0
Jason Demers	3	0	0	0	-1	0	0	0	0	0	0	7	0.0
Max Domi	3	0	0	0	-1	2	0	0	0	0	0	5	0.0
Oliver Ekman-Larsson	3	0	0	0	-1	6	0	0	0	0	0	10	0.0
Christian Fischer	3	0	0	0	-2	0	0	0	0	0	0	3	0.0
Luke Schenn	3	0	0	0	-1	0	0	0	0	0	0	4	0.0
Anthony Duclair	2	0	0	0	-2	4	0	0	0	0	0	5	0.0
Laurent Dauphin	1	0	0	0	-1	2	0	0	0	0	0	0	0.0
Niklas Hjalmarsson	1	0	0	0	0	0	0	0	0	0	0	1	0.0
Zac Rinaldo	1	0	0	0	0	15	0	0	0	0	0	2	0.0

POWER PLAY: 0-12 0.0% / PENALTY KILLING: 10-14 71.4%

AVALANCHE

Player	GP	G	A	P	+/-	PIM	PP	SH	GW	GT	EN	S	S%
Mikko Rantanen	3	2	3	5	1	2	0	0	0	0	0	3	66.7
Carl Soderberg	3	3	1	4	4	0	0	0	1	0	0	6	50.0
Blake Comeau	3	1	2	3	3	0	0	0	0	0	0	7	14.3
Tyson Jost	3	1	1	2	-2	4	1	0	0	0	0	3	33.3
Matt Nieto	3	1	1	2	3	2	0	0	0	0	0	3	33.3
Tyson Barrie	2	1	1	2	2	0	0	0	0	0	0	5	20.0
Alexander Kerfoot	3	0	2	2	-3	0	0	0	0	0	0	1	0.0
Nathan MacKinnon	3	0	2	2	1	26	0	0	0	0	0	7	0.0
Mark Barberio	2	0	2	2	0	0	0	0	0	0	0	5	0.0
Sven Andrighetto	3	1	0	1	-2	2	1	0	0	0	0	6	16.7
J.T. Compher	3	1	0	1	-3	0	1	0	0	0	0	7	14.3
Nail Yakupov	3	1	0	1	0	0	1	0	1	0	0	4	25.0
Gabriel Landeskog	3	0	1	1	0	4	0	0	0	0	0	3	0.0
Patrik Nemeth	3	0	1	1	2	0	0	0	0	0	0	4	0.0
Nikita Zadorov	3	0	1	1	5	16	0	0	0	0	0	7	0.0
Erik Johnson	2	0	1	1	-1	11	0	0	0	0	0	6	0.0
Colin Wilson	2	0	1	1	-1	2	0	0	0	0	0	2	0.0
David Warsofsky	1	0	1	1	0	0	0	0	0	0	0	1	0.0
Samuel Girard	3	0	0	0	-3	0	0	0	0	0	0	4	0.0
Gabriel Bourque	1	0	0	0	-1	0	0	0	0	0	0	0	0.0
Anton Lindholm	1	0	0	0	0	0	0	0	0	0	0	0	0.0
Duncan Siemens	1	0	0	0	-1	0	0	0	0	0	0	1	0.0

POWER PLAY: 4-14 28.6% / PENALTY KILLING: 12-12 100.0%

GOALTENDING

COYOTES

Goalie	GP	Min	W-L-OT	SO	GA	SA	SV	GAA	SV%
Antti Raanta	2	93	1-1-0	0	4	45	41	2.57	.911
Darcy Kuemper	1	60	0-1-0	0	5	31	26	5.00	.839
Scott Wedgewood	1	27	0-0-0	0	3	9	6	6.78	.667

AVALANCHE

Goalie	GP	Min	W-L-OT	SO	GA	SA	SV	GAA	SV%
Semyon Varlamov	3	130	1-1-0	0	5	65	60	2.30	.923
Jonathan Bernier	1	47	1-0-0	0	2	24	22	2.57	.917

GOALS BY PERIOD

COYOTES					AVALANCHE				
1	2	3	OT	TOT	1	2	3	OT	TOT
2	3	2	0	7	4	4	4	0	12

SHOTS BY PERIOD

COYOTES					AVALANCHE				
1	2	3	OT	TOT	1	2	3	OT	TOT
35	31	23	0	89	30	20	35	0	85

SEE RECORDS SECTION FOR "ALL TIME VS THE AVALANCHE" BREAKDOWN



COLUMBUS BLUE JACKETS

2017-18 SEASON SERIES - Won: 0 Lost: 2 OT: 0

AT ARIZONA	COYOTES	BLUE JACKETS	ATTEND	GOALTENDERS	W. GOAL
Jan. 25 '18	Coyotes 1	Blue Jackets 2	12,281	Antti Raanta vs. Sergei Bobrovsky	Cam Atkinson

AT COLUMBUS	COYOTES	BLUE JACKETS	ATTEND	GOALTENDERS	W. GOAL
Dec 09 '17	Coyotes 0	Blue Jackets 1	17,785	Antti Raanta vs Sergei Bobrovsky	Josh Anderson

LAST TIME VS THE BLUE JACKETS...

Last Home Win: January 3, 2015 (6-3)
 Last Home Loss: January 25, 2018 (2-1)
 Last Home Tie: February 2, 2004 (3-3)
 Last Road Win: February 3, 2015 (4-1)
 Last Road Loss: December 9, 2017 (1-0)
 Last Road Tie: November 16, 2003 (2-2)

* - Overtime ** - Shootout

INDIVIDUAL SCORING

COYOTES														BLUE JACKETS													
Player	GP	G	A	P	+/-	PIM	PP	SH	GW	GT	EN	S	S%	Player	GP	G	A	P	+/-	PIM	PP	SH	GW	GT	EN	S	S%
Brendan Perlini	2	1	0	1	-1	2	1	0	0	0	0	8	12.5	Alexander Wennberg	2	1	1	2	1	0	1	0	0	0	1	100.0	
Christian Dvorak	2	0	1	1	-1	0	0	0	0	0	0	4	0.0	Josh Anderson	2	1	0	1	1	2	0	0	1	0	0	11	9.1
Derek Stepan	2	0	1	1	-1	0	0	0	0	0	0	7	0.0	Cam Atkinson	1	1	0	1	1	0	0	0	1	0	0	4	25.0
Jakob Chychrun	2	0	0	0	-2	0	0	0	0	0	0	7	0.0	Pierre-Luc Dubois	2	0	1	1	1	0	0	0	0	0	0	5	0.0
Kevin Connauton	2	0	0	0	0	0	0	0	0	0	0	2	0.0	Nick Foligno	2	0	1	1	1	0	0	0	0	0	0	1	0.0
Jason Demers	2	0	0	0	0	0	0	0	0	0	0	1	0.0	Seth Jones	2	0	1	1	2	0	0	0	0	0	0	6	0.0
Max Domi	2	0	0	0	0	0	0	0	0	0	0	2	0.0	Artemi Panarin	2	0	1	1	1	6	0	0	0	0	0	3	0.0
Oliver Ekman-Larsson	2	0	0	0	0	4	0	0	0	0	0	4	0.0	Zach Werenski	2	0	1	1	2	0	0	0	0	0	0	5	0.0
Christian Fischer	2	0	0	0	0	0	0	0	0	0	0	6	0.0	Oliver Bjorkstrand	2	0	0	0	0	0	0	0	0	0	0	4	0.0
Clayton Keller	2	0	0	0	-1	0	0	0	0	0	0	7	0.0	Matt Calvert	2	0	0	0	0	2	0	0	0	0	0	1	0.0
Jordan Martinook	2	0	0	0	0	0	0	0	0	0	0	6	0.0	Boone Jenner	2	0	0	0	0	0	0	0	0	0	0	7	0.0
Brad Richardson	2	0	0	0	0	0	0	0	0	0	0	4	0.0	Jack Johnson	2	0	0	0	0	0	0	0	0	0	0	1	0.0
Tobias Rieder	2	0	0	0	-2	0	0	0	0	0	0	2	0.0	Markus Nutivaara	2	0	0	0	0	0	0	0	0	0	0	3	0.0
Zac Rinaldo	2	0	0	0	0	0	0	0	0	0	0	2	0.0	David Savard	2	0	0	0	0	0	0	0	0	0	0	3	0.0
Luke Schenn	2	0	0	0	0	0	0	0	0	0	0	0	0.0	Lukas Sedlak	2	0	0	0	0	0	0	0	0	0	0	2	0.0
Nick Cousins	1	0	0	0	0	0	0	0	0	0	0	1	0.0	Brandon Dubinsky	1	0	0	0	0	0	0	0	0	0	0	3	0.0
Anthony Duclair	1	0	0	0	0	0	0	0	0	0	0	3	0.0	Scott Harrington	1	0	0	0	0	0	0	0	0	0	0	1	0.0
Alex Goligoski	1	0	0	0	-1	0	0	0	0	0	0	3	0.0	Markus Hannikainen	1	0	0	0	0	2	0	0	0	0	0	0	0.0
Niklas Hjalmarsson	1	0	0	0	-1	2	0	0	0	0	0	0	0.0	Jussi Jokinen	1	0	0	0	0	0	0	0	0	0	0	0	0.0
Richard Panik	1	0	0	0	0	0	0	0	0	0	0	4	0.0	Dean Kukan	1	0	0	0	0	0	0	0	0	0	0	0	0.0
Dylan Strome	1	0	0	0	0	0	0	0	0	0	0	1	0.0	Sonny Milano	1	0	0	0	0	0	0	0	0	0	0	0	0.0
														Jordan Schroeder	1	0	0	0	0	0	0	0	0	0	0	0	0.0

POWER PLAY: 1-5 20.0% / PENALTY KILLING: 2-3 66.7%

POWER PLAY: 1-3 33.3% / PENALTY KILLING: 4-5 80.0%

GOALTENDING

COYOTES										BLUE JACKETS									
Goalie	GP	Min	W-L-OT	SO	GA	SA	SV	GAA	SV%	Goalie	GP	Min	W-L-OT	SO	GA	SA	SV	GAA	SV%
Antti Raanta	2	117	0-2-0	0	3	61	58	1.53	.951	Sergei Bobrovsky	2	120	2-0-0	1	1	74	73	0.50	.986

GOALS BY PERIOD

COYOTES					BLUE JACKETS				
1	2	3	OT	TOT	1	2	3	OT	TOT
0	0	1	0	1	1	0	2	0	3

SHOTS BY PERIOD

COYOTES					BLUE JACKETS				
1	2	3	OT	TOT	1	2	3	OT	TOT
21	26	27	0	74	18	27	16	0	61

SEE RECORDS SECTION FOR "ALL TIME VS THE BLUE JACKETS" BREAKDOWN



DALLAS STARS

2017-18 SEASON SERIES - Won: 0 Lost: 3 OT: 0

LAST TIME VS THE STARS...

Last Home Win: March 24, 2016 (3-1)
 Last Home Loss: February 1, 2018 (4-1)
 Last Home Tie: November 20, 2002 (2-2)
 Last Road Win: February 7, 2012 (4-1)
 Last Road Loss: October 17, 2017 (3-1)
 Last Road Tie: November 14, 2003 (3-3)

AT ARIZONA	COYOTES	STARS	ATTEND	GOALTENDERS	W. GOAL
Oct 19 '17	Coyotes 4	Stars 5	11,225	Adin Hill vs Ben Bishop	Tyler Seguin
Feb 1 '18	Coyotes 1	Stars 4	10,998	Scott Wedgewood vs Kari Lehtonen	Tyler Seguin

AT DALLAS	COYOTES	STARS	ATTEND	GOALTENDERS	W. GOAL
Oct 17 '17	Coyotes 1	Stars 3	16,007	Adin Hill vs Ben Bishop	Dan Hamhuis

* - Overtime ** - Shootout

INDIVIDUAL SCORING

COYOTES													STARS														
Player	GP	G	A	P	+/-	PIM	PP	SH	GW	GT	EN	S	S%	Player	GP	G	A	P	+/-	PIM	PP	SH	GW	GT	EN	S	S%
Clayton Keller	3	2	1	3	-3	4	0	0	0	0	0	10	20.0	Tyler Seguin	3	3	1	4	3	2	1	0	2	0	0	10	30.0
Derek Stepan	3	2	1	3	1	0	0	0	0	0	0	11	18.2	Radek Faksa	3	2	2	4	4	2	0	0	0	0	0	4	50.0
Max Domi	3	0	3	3	1	2	0	0	0	0	0	9	0.0	Jamie Benn	3	1	2	3	3	4	1	0	0	0	0	9	11.1
Jason Demers	2	1	1	2	1	4	0	0	0	0	0	4	25.0	Dan Hamhuis	3	1	2	3	1	0	0	0	1	0	0	1	100.0
Kevin Connauton	3	1	0	1	-1	2	0	0	0	0	0	5	20.0	John Klingberg	3	0	3	3	3	0	0	0	0	0	0	7	0.0
Christian Dvorak	3	0	1	1	-4	0	0	0	0	0	0	3	0.0	Mattias Janmark	3	1	1	2	3	2	0	0	0	0	0	3	33.3
Oliver Ekman-Larsson	3	0	1	1	-1	2	0	0	0	0	0	5	0.0	Devin Shore	3	1	1	2	0	0	0	0	0	0	0	8	12.5
Christian Fischer	3	0	1	1	-1	0	0	0	0	0	0	1	0.0	Tyler Pitlick	3	0	2	2	1	0	0	0	0	0	0	2	0.0
Anthony Duclair	2	0	1	1	1	0	0	0	0	0	0	4	0.0	Stephen Johns	3	1	0	1	-1	0	0	0	0	0	0	9	11.1
Nick Cousins	3	0	0	0	0	0	0	0	0	0	0	3	0.0	Esa Lindell	3	1	0	1	0	2	0	0	0	0	1	4	25.0
Alex Goligoski	3	0	0	0	-3	0	0	0	0	0	0	3	0.0	Alexander Radulov	3	1	0	1	4	0	0	0	0	0	1	5	20.0
Niklas Hjalmarsson	3	0	0	0	-4	0	0	0	0	0	0	2	0.0	Jason Spezza	3	0	1	1	-1	0	0	0	0	0	0	8	0.0
Jordan Martinook	3	0	0	0	-1	0	0	0	0	0	0	1	0.0	Greg Pateryn	1	0	1	1	1	0	0	0	0	0	0	1	0.0
Tobias Rieder	3	0	0	0	-3	0	0	0	0	0	0	2	0.0	Remi Elie	3	0	0	0	-2	2	0	0	0	0	0	2	0.0
Luke Schenn	3	0	0	0	0	5	0	0	0	0	0	1	0.0	Brett Ritchie	3	0	0	0	-1	2	0	0	0	0	0	3	0.0
Lawson Crouse	2	0	0	0	0	0	0	0	0	0	0	3	0.0	Martin Hanzal	2	0	0	0	-2	0	0	0	0	0	0	3	0.0
Mario Kempe	2	0	0	0	-1	0	0	0	0	0	0	3	0.0	Julius Honka	2	0	0	0	2	4	0	0	0	0	0	3	0.0
Zac Rinaldo	2	0	0	0	-1	0	0	0	0	0	0	2	0.0	Marc Methot	2	0	0	0	2	4	0	0	0	0	0	2	0.0
Josh Archibald	1	0	0	0	0	0	0	0	0	0	0	0	0.0	Antoine Roussel	2	0	0	0	0	5	0	0	0	0	0	4	0.0
Jakob Chychrun	1	0	0	0	0	4	0	0	0	0	0	1	0.0	Jason Dickinson	1	0	0	0	0	0	0	0	0	0	0	0	0.0
Richard Panik	1	0	0	0	-2	0	0	0	0	0	0	2	0.0	Jamie Oleksiak	1	0	0	0	-1	2	0	0	0	0	0	0	0.0
Brendan Perlini	1	0	0	0	0	0	0	0	0	0	0	2	0.0	Gemel Smith	1	0	0	0	1	0	0	0	0	0	0	1	0.0
Brad Richardson	1	0	0	0	0	2	0	0	0	0	0	0	0.0														

POWER PLAY: 2-9 22.2% / PENALTY KILLING: 12-12 100.0%

POWER PLAY: 0-12 0.0% / PENALTY KILLING: 7-9 77.8%

GOALTENDING

COYOTES										STARS									
Goalie	GP	Min	W-L-OT	SO	GA	SA	SV	GAA	SV%	Goalie	GP	Min	W-L-OT	SO	GA	SA	SV	GAA	SV%
Adin Hill	2	117	0-2-0	0	7	63	56	3.60	.889	Ben Bishop	2	120	2-0-0	0	5	59	54	2.50	.915
Scott Wedgewood	1	59	0-1-0	0	3	24	21	3.04	.875	Kari Lehtonen	1	60	1-0-0	0	1	18	17	1.00	.944

GOALS BY PERIOD

COYOTES					STARS				
1	2	3	OT	TOT	1	2	3	OT	TOT
2	2	2	0	6	3	4	5	0	12

SHOTS BY PERIOD

COYOTES					STARS				
1	2	3	OT	TOT	1	2	3	OT	TOT
24	21	32	0	77	27	43	20	0	90

SEE RECORDS SECTION FOR "ALL TIME VS THE STARS" BREAKDOWN



DETROIT RED WINGS

2017-18 SEASON SERIES - Won: 0 Lost: 2 OT: 0

AT ARIZONA	COYOTES	RED WINGS	ATTEND	GOALTENDERS	W. GOAL
Oct 12 '17	Coyotes 2	Red Wings 4	13,584	Louis Domingue, Antti Raanta vs Jimmy Howard	Luke Glendening

AT DETROIT	COYOTES	RED WINGS	ATTEND	GOALTENDERS	W. GOAL
Oct 31 '17	Coyotes 3	Red Wings 5	19,515	Scott Wedgewood vs Jimmy Howard	Dylan Larkin

* - Overtime ** - Shootout

LAST TIME VS THE RED WINGS...

Last Home Win: October 19, 2013 (5-2)
 Last Home Loss: October 12, 2017 (4-2)
 Last Home Tie: March 18, 2004 (1-1)
 Last Road Win: December 13, 2016 (4-1)
 Last Road Loss: October 31, 2017 (5-3)
 Last Road Tie: January 16, 2004 (3-3)

INDIVIDUAL SCORING

COYOTES													RED WINGS														
Player	GP	G	A	P	+/-	PIM	PP	SH	GW	GT	EN	S	S%	Player	GP	G	A	P	+/-	PIM	PP	SH	GW	GT	EN	S	S%
Clayton Keller	2	3	1	4	-1	0	1	0	0	0	0	7	42.9	Dylan Larkin	2	1	3	4	4	2	0	0	1	0	0	6	16.7
Max Domi	2	0	2	2	-4	0	0	0	0	0	0	5	0.0	Darren Helm	2	1	2	3	2	2	0	0	0	0	1	4	25.0
Nick Cousins	2	1	0	1	0	0	0	0	0	0	0	4	25.0	Luke Glendening	2	2	0	2	1	0	0	1	1	0	0	4	50.0
Jason Demers	2	1	0	1	0	0	0	0	0	0	0	3	33.3	Martin Frk	2	1	1	2	0	0	1	0	0	0	0	3	33.3
Adam Clendening	2	0	1	1	2	2	0	0	0	0	0	1	0.0	Henrik Zetterberg	2	1	1	2	0	2	0	0	0	0	0	7	14.3
Oliver Ekman-Larsson	2	0	1	1	-1	2	0	0	0	0	0	7	0.0	Mike Green	2	0	2	2	2	0	0	0	0	0	0	4	0.0
Christian Fischer	2	0	1	1	-1	0	0	0	0	0	0	2	0.0	Anthony Mantha	2	1	0	1	2	0	0	0	0	0	0	7	14.3
Mario Kempe	2	0	1	1	0	0	0	0	0	0	0	3	0.0	Frans Nielsen	2	1	0	1	1	2	0	0	0	0	1	4	25.0
Derek Stepan	2	0	1	1	-1	2	0	0	0	0	0	8	0.0	Gustav Nyquist	2	1	0	1	-2	0	0	0	0	0	0	5	20.0
Christian Dvorak	2	0	0	0	-3	0	0	0	0	0	0	3	0.0	Justin Abdelkader	2	0	1	1	3	0	0	0	0	0	0	3	0.0
Alex Goligoski	2	0	0	0	-3	0	0	0	0	0	0	2	0.0	Jonathan Ericsson	2	0	1	1	4	0	0	0	0	0	0	5	0.0
Jordan Martinook	2	0	0	0	-2	2	0	0	0	0	0	5	0.0	Niklas Kronwall	2	0	1	1	-2	0	0	0	0	0	0	0	0.0
Brad Richardson	2	0	0	0	-1	0	0	0	0	0	0	3	0.0	Andreas Athanasiou	1	0	1	1	1	2	0	0	0	0	0	5	0.0
Tobias Rieder	2	0	0	0	-2	0	0	0	0	0	0	3	0.0	Trevor Daley	2	0	0	0	3	0	0	0	0	0	0	6	0.0
Luke Schenn	2	0	0	0	-2	0	0	0	0	0	0	2	0.0	Nick Jensen	2	0	0	0	-1	5	0	0	0	0	0	2	0.0
Kevin Connauton	1	0	0	0	1	0	0	0	0	0	0	1	0.0	Xavier Ouellet	2	0	0	0	2	0	0	0	0	0	0	4	0.0
Lawson Crouse	1	0	0	0	0	5	0	0	0	0	0	1	0.0	Tomas Tatar	2	0	0	0	-1	0	0	0	0	0	0	3	0.0
Anthony Duclair	1	0	0	0	-1	0	0	0	0	0	0	6	0.0	David Booth	1	0	0	0	0	0	0	0	0	0	0	1	0.0
Niklas Hjalmarrsson	1	0	0	0	1	0	0	0	0	0	0	0	0.0	Riley Sheahan	1	0	0	0	0	2	0	0	0	0	0	0	0.0
Brendan Perlini	1	0	0	0	0	0	0	0	0	0	0	2	0.0	Scott Wilson	1	0	0	0	0	0	0	0	0	0	0	0	0.0
Zac Rinaldo	1	0	0	0	0	0	0	0	0	0	0	0	0.0														

POWER PLAY: 1-8 12.5% / PENALTY KILLING: 3-4 75.0%

POWER PLAY: 1-4 25.0% / PENALTY KILLING: 7-8 87.5%

GOALTENDING

COYOTES									
Goalie	GP	Min	W-L-OT	SO	GA	SA	SV	GAA	SV%
Antti Raanta	1	20	0-0-0	0	0	9	9	0.00	1.000
Scott Wedgewood	1	58	0-1-0	0	4	39	35	4.11	.897
Louis Domingue	1	39	0-1-0	0	3	23	20	4.60	.870

RED WINGS									
Goalie	GP	Min	W-L-OT	SO	GA	SA	SV	GAA	SV%
Jimmy Howard	2	120	2-0-0	0	5	68	63	2.50	.926

GOALS BY PERIOD

COYOTES					RED WINGS				
1	2	3	OT	TOT	1	2	3	OT	TOT
0	3	2	0	5	2	4	3	0	9

SHOTS BY PERIOD

COYOTES					RED WINGS				
1	2	3	OT	TOT	1	2	3	OT	TOT
18	22	28	0	68	27	24	22	0	73

SEE RECORDS SECTION FOR "ALL TIME VS THE RED WINGS" BREAKDOWN



EDMONTON OILERS

2017-18 SEASON SERIES - Won: 1 Lost: 1 OT: 2

LAST TIME VS THE OILERS...

Last Home Win: February 17, 2018 (1-0)
 Last Home Loss: January 12, 2018 (4-2)
 Last Home Tie: December 12, 2003 (3-3)
 Last Road Win: November 27, 2016 (2-1)
 Last Road Loss: March 5, 2018 (4-3, OT)
 Last Road Tie: January 26, 2001 (1-1)

AT ARIZONA	COYOTES	OILERS	ATTEND	GOALTENDERS	W. GOAL
Feb 17 '18	Coyotes 1	Oilers 0	16,304	Antti Raanta vs Cam Talbot	Christian Dvorak
Jan 12 '18	Coyotes 2	Oilers 4	14,077	Antti Raanta vs Al Montoya, Cam Talbot	Darnell Nurse

AT EDMONTON	COYOTES	OILERS	ATTEND	GOALTENDERS	W. GOAL
Mar 05 '18*	Coyotes 3	Oilers 4	18,347	Darcy Kuemper vs Cam Talbot	Oscar Klefbom
Nov 28 '17*	Coyotes 2	Oilers 3	18,347	Scott Wedgewood vs Cam Talbot	Ryan Nugent-Hopkins

* - Overtime ** - Shootout

INDIVIDUAL SCORING

COYOTES	Player	GP	G	A	P	+/-	PIM	PP	SH	GW	GT	EN	S	S%
	Christian Dvorak	4	2	2	4	0	0	0	0	1	0	0	7	28.6
	Oliver Ekman-Larsson	4	1	2	3	-3	0	1	0	0	0	0	9	11.1
	Christian Fischer	4	1	1	2	1	0	0	0	0	0	0	6	16.7
	Max Domi	4	0	2	2	-2	4	0	0	0	0	0	7	0.0
	Clayton Keller	4	0	2	2	-1	2	0	0	0	0	0	7	0.0
	Jason Demers	4	1	0	1	1	2	0	0	0	0	0	3	33.3
	Niklas Hjalmarsson	4	1	0	1	4	2	0	0	0	0	0	3	33.3
	Brad Richardson	4	1	0	1	-2	0	0	0	0	0	0	11	9.1
	Josh Archibald	3	1	0	1	1	0	0	0	0	0	0	1	100.0
	Jordan Martinook	4	0	1	1	-2	6	0	0	0	0	0	11	0.0
	Derek Stepan	4	0	1	1	-3	0	0	0	0	0	0	9	0.0
	Jakob Chychrun	3	0	1	1	1	0	0	0	0	0	0	3	0.0
	Richard Panik	3	0	1	1	0	2	0	0	0	0	0	6	0.0
	Kevin Connauton	4	0	0	0	-1	0	0	0	0	0	0	10	0.0
	Nick Cousins	4	0	0	0	-1	4	0	0	0	0	0	7	0.0
	Brendan Perlini	4	0	0	0	0	4	0	0	0	0	0	7	0.0
	Alex Goligoski	3	0	0	0	-4	0	0	0	0	0	0	4	0.0
	Tobias Rieder	3	0	0	0	0	0	0	0	0	0	0	6	0.0
	Luke Schenn	2	0	0	0	-1	0	0	0	0	0	0	0	0.0
	Freddie Hamilton	1	0	0	0	0	0	0	0	0	0	0	0	0.0
	Zac Rinaldo	1	0	0	0	0	0	0	0	0	0	0	1	0.0
	Dylan Strome	1	0	0	0	0	0	0	0	0	0	0	2	0.0

POWER PLAY: 1-10 10.0% / PENALTY KILLING: 9-10 90.0%

OILERS	Player	GP	G	A	P	+/-	PIM	PP	SH	GW	GT	EN	S	S%
	Ryan Nugent-Hopkins	3	2	1	3	1	0	0	0	1	0	1	6	33.3
	Milan Lucic	4	1	2	3	1	4	0	0	0	0	0	12	8.3
	Matt Benning	3	1	2	3	5	2	0	0	0	0	0	3	33.3
	Leon Draisaitl	4	0	3	3	3	0	0	0	0	0	0	2	0.0
	Connor McDavid	4	0	3	3	1	0	0	0	0	0	0	14	0.0
	Darnell Nurse	4	2	0	2	-1	0	0	0	1	0	0	11	18.2
	Oscar Klefbom	4	1	1	2	2	0	0	0	1	0	0	14	7.1
	Jujhar Khaira	3	1	1	2	2	0	0	1	0	0	0	4	25.0
	Zack Kassian	3	1	0	1	0	0	0	0	0	0	0	8	12.5
	Patrick Maroon	3	1	0	1	0	0	0	0	0	0	0	6	16.7
	Jesse Puljujarvi	3	1	0	1	-1	2	1	0	0	0	0	3	33.3
	Kris Russell	4	0	1	1	-1	0	0	0	0	0	0	3	0.0
	Ryan Strome	4	0	1	1	2	4	0	0	0	0	0	7	0.0
	Adam Larsson	3	0	1	1	1	4	0	0	0	0	0	3	0.0
	Mark Letestu	3	0	1	1	0	0	0	0	0	0	0	2	0.0
	Drake Caggiula	4	0	0	0	-1	4	0	0	0	0	0	6	0.0
	Michael Cammalleri	4	0	0	0	-1	2	0	0	0	0	0	8	0.0
	Anton Slepyshev	3	0	0	0	-1	2	0	0	0	0	0	5	0.0
	Yohann Auvitu	2	0	0	0	-1	2	0	0	0	0	0	3	0.0
	Iiro Pakarinen	2	0	0	0	1	0	0	0	0	0	0	3	0.0
	Andrej Sekera	2	0	0	0	1	0	0	0	0	0	0	1	0.0
	Pontus Aberg	1	0	0	0	-1	0	0	0	0	0	0	2	0.0
	Ethan Bear	1	0	0	0	-1	0	0	0	0	0	0	1	0.0
	Brandon Davidson	1	0	0	0	-1	0	0	0	0	0	0	3	0.0

POWER PLAY: 1-10 10.0% / PENALTY KILLING: 9-10 90.0%

GOALTENDING

COYOTES	Goalie	GP	Min	W-L-OT	SO	GA	SA	SV	GAA	SV%
	Antti Raanta	2	118	1-1-0	1	3	66	63	1.52	.955
	Darcy Kuemper	1	61	0-0-1	0	4	36	32	3.95	.889
	Scott Wedgewood	1	64	0-0-1	0	3	27	24	2.80	.889

OILERS	Goalie	GP	Min	W-L-OT	SO	GA	SA	SV	GAA	SV%
	Cam Talbot	4	187	2-1-0	0	8	101	93	2.57	.921
	Al Montoya	1	57	1-0-0	0	0	19	19	0.00	1.000

GOALS BY PERIOD

COYOTES					OILERS				
1	2	3	OT	TOT	1	2	3	OT	TOT
5	1	2	0	8	6	0	3	2	11

SHOTS BY PERIOD

COYOTES					OILERS				
1	2	3	OT	TOT	1	2	3	OT	TOT
37	40	39	4	120	44	39	45	2	130

SEE RECORDS SECTION FOR "ALL TIME VS THE OILERS" BREAKDOWN



FLORIDA PANTHERS

2017-18 SEASON SERIES - Won: 0 Lost: 2 OT: 0

AT ARIZONA	COYOTES	PANTHERS	ATTEND	GOALTENDERS	W. GOAL
Dec 19 '17	Coyotes 2	Panthers 3	10,203	Antti Raanta vs James Reimer	Mike Matheson

AT FLORIDA	COYOTES	PANTHERS	ATTEND	GOALTENDERS	W. GOAL
Mar 24 '18	Coyotes 2	Panthers 4	14,905	Darcy Kuemper vs James Reimer	Denis Malgin

* - Overtime ** - Shootout

LAST TIME VS THE PANTHERS...

Last Home Win: January 23, 2017 (3-2 OT)
 Last Home Loss: December 19, 2017 (3-2)
 Last Home Tie: November 22, 2002 (3-3)
 Last Road Win: March 11, 2014 (3-1)
 Last Road Loss: March 24, 2018 (4-2)
 Last Road Tie: None

INDIVIDUAL SCORING

COYOTES

Player	GP	G	A	P	+/-	PIM	PP	SH	GW	GT	EN	S	S%
Clayton Keller	2	1	2	3	-1	0	0	0	0	0	0	7	14.3
Derek Stepan	2	1	2	3	-1	0	0	0	0	0	0	2	50.0
Richard Panik	1	1	1	2	-1	0	1	0	0	0	0	2	50.0
Christian Fischer	2	1	0	1	1	0	0	0	0	0	0	7	14.3
Oliver Ekman-Larsson	2	0	1	1	-2	4	0	0	0	0	0	7	0.0
Alex Goligoski	2	0	1	1	1	0	0	0	0	0	0	3	0.0
Brendan Perlini	2	0	1	1	1	0	0	0	0	0	0	6	0.0
Jakob Chychrun	2	0	0	0	1	2	0	0	0	0	0	3	0.0
Kevin Connauton	2	0	0	0	-2	0	0	0	0	0	0	2	0.0
Nick Cousins	2	0	0	0	-1	0	0	0	0	0	0	6	0.0
Max Domi	2	0	0	0	0	2	0	0	0	0	0	4	0.0
Christian Dvorak	2	0	0	0	-1	0	0	0	0	0	0	3	0.0
Jordan Martinook	2	0	0	0	-1	0	0	0	0	0	0	3	0.0
Brad Richardson	2	0	0	0	-1	0	0	0	0	0	0	4	0.0
Luke Schenn	2	0	0	0	-4	0	0	0	0	0	0	2	0.0
Josh Archibald	1	0	0	0	0	2	0	0	0	0	0	0	0.0
Jason Demers	1	0	0	0	-1	0	0	0	0	0	0	1	0.0
Nicholas Merkley	1	0	0	0	0	2	0	0	0	0	0	0	0.0
Trevor Murphy	1	0	0	0	0	0	0	0	0	0	0	1	0.0
Tobias Rieder	1	0	0	0	-2	0	0	0	0	0	0	0	0.0
Zac Rinaldo	1	0	0	0	0	0	0	0	0	0	0	2	0.0
Dylan Strome	1	0	0	0	-1	2	0	0	0	0	0	4	0.0

PANTHERS

Player	GP	G	A	P	+/-	PIM	PP	SH	GW	GT	EN	S	S%
Vincent Trocheck	2	2	2	4	2	0	0	0	0	0	0	6	33.3
Denis Malgin	2	2	0	2	2	0	0	0	1	0	0	4	50.0
Jamie McGinn	2	1	1	2	2	0	1	0	0	0	1	3	33.3
Evgenii Dadonov	2	0	2	2	1	0	0	0	0	0	0	4	0.0
Nick Bjugstad	2	1	0	1	0	0	0	0	0	0	0	6	16.7
Mike Matheson	2	1	0	1	3	0	0	0	1	0	0	5	20.0
Aleksander Barkov	2	0	1	1	-1	0	0	0	0	0	0	12	0.0
Jonathan Huberdeau	2	0	1	1	1	0	0	0	0	0	0	5	0.0
Derek MacKenzie	2	0	1	1	1	2	0	0	0	0	0	1	0.0
Mark Pysyk	2	0	1	1	2	0	0	0	0	0	0	2	0.0
Colton Sceviour	2	0	1	1	1	0	0	0	0	0	0	5	0.0
Keith Yandle	2	0	1	1	-1	4	0	0	0	0	0	4	0.0
Maxim Mamin	1	0	1	1	1	0	0	0	0	0	0	2	0.0
Aaron Ekblad	2	0	0	0	0	2	0	0	0	0	0	5	0.0
Jared McCann	2	0	0	0	0	0	0	0	0	0	0	2	0.0
Alexander Petrovic	2	0	0	0	0	0	0	0	0	0	0	1	0.0
Connor Brickley	1	0	0	0	0	0	0	0	0	0	0	1	0.0
Ian McCoshen	1	0	0	0	1	2	0	0	0	0	0	0	0.0
Frank Vatrano	1	0	0	0	0	0	0	0	0	0	0	3	0.0
Radim Vrbata	1	0	0	0	0	0	0	0	0	0	0	0	0.0
Mackenzie Weegar	1	0	0	0	0	2	0	0	0	0	0	2	0.0

POWER PLAY: 1-4 25.0% / PENALTY KILLING: 4-5 80.0%

POWER PLAY: 1-5 20.0% / PENALTY KILLING: 3-4 75.0%

GOALTENDING

COYOTES

Goalie	GP	Min	W-L-OT	SO	GA	SA	SV	GAA	SV%
Darcy Kuemper	1	60	0-1-0	0	3	46	43	3.02	.935
Antti Raanta	1	58	0-1-0	0	3	26	23	3.09	.885

PANTHERS

Goalie	GP	Min	W-L-OT	SO	GA	SA	SV	GAA	SV%
James Reimer	2	120	2-0-0	0	4	69	65	2.00	.942

GOALS BY PERIOD

COYOTES

1	2	3	OT	TOT
2	2	0	0	4

PANTHERS

1	2	3	OT	TOT
0	1	6	0	7

SHOTS BY PERIOD

COYOTES

1	2	3	OT	TOT
36	20	13	0	69

PANTHERS

1	2	3	OT	TOT
16	27	30	0	73

SEE RECORDS SECTION FOR "ALL TIME VS THE PANTHERS" BREAKDOWN



LOS ANGELES KINGS

2017-18 SEASON SERIES - Won: 2 Lost: 2 OT: 0

AT ARIZONA	COYOTES	KINGS	ATTEND	GOALTENDERS	W. GOAL
Mar 13 '18**	Coyotes 4	Kings 3	11,346	Adin Hill vs Jack Campbell	Alex Goligoski
Nov 24 '17*	Coyotes 3	Kings 2	12,285	Scott Wedgewood vs. Darcy Kuemper	Christian Fischer

LAST TIME VS THE KINGS...

Last Home Win: March 13, 2018 (4-3, SO)
 Last Home Loss: January 31, 2017 (3-2)
 Last Home Tie: December 26, 2001 (1-1)
 Last Road Win: April 2, 2017 (2-1)
 Last Road Loss: March 29, 2018 (4-2)
 Last Road Tie: December 18, 2003 (4-4)

AT LOS ANGELES	COYOTES	KINGS	ATTEND	GOALTENDERS	W. GOAL
Mar 29 '18	Coyotes 2	Kings 4	18,230	Darcy Kuemper vs Jack Campbell	Jeff Carter
Feb 03 '18	Coyotes 0	Kings 6	18,230	Scott Wedgewood vs Darcy Kuemper	Alex Iafallo

* - Overtime ** - Shootout

INDIVIDUAL SCORING

COYOTES												
Player	GP	G	A	P	+/-	PIM	PP	SH	GW	GT	EN	S %
Max Domi	4	1	2	3	0	7	0	0	0	0	0	7 14.3
Christian Dvorak	4	1	2	3	1	0	0	0	0	0	0	4 25.0
Nick Cousins	4	1	1	2	-2	0	0	0	0	0	0	7 14.3
Christian Fischer	4	1	1	2	-4	0	0	0	1	0	0	8 12.5
Derek Stepan	4	0	2	2	-1	0	0	0	0	0	0	10 0.0
Kevin Connauton	4	1	0	1	1	0	0	0	0	0	0	7 14.3
Oliver Ekman-Larsson	4	1	0	1	-3	2	1	0	0	0	0	10 10.0
Clayton Keller	4	1	0	1	-4	0	0	0	0	0	0	4 25.0
Brendan Perlini	4	1	0	1	-3	0	0	0	0	0	0	5 20.0
Alex Goligoski	4	0	1	1	-6	4	0	0	0	0	0	4 0.0
Niklas Hjalmarsson	3	0	1	1	0	2	0	0	0	0	0	0 0.0
Jason Demers	2	0	1	1	1	0	0	0	0	0	0	3 0.0
Tobias Rieder	2	0	1	1	1	0	0	0	0	0	0	4 0.0
Trevor Murphy	1	0	1	1	1	0	0	0	0	0	0	0 0.0
Jordan Martinook	4	0	0	0	-1	0	0	0	0	0	0	3 0.0
Brad Richardson	4	0	0	0	-1	0	0	0	0	0	0	6 0.0
Jakob Chychrun	3	0	0	0	-4	4	0	0	0	0	0	7 0.0
Richard Panik	3	0	0	0	0	2	0	0	0	0	0	5 0.0
Luke Schenn	3	0	0	0	-2	2	0	0	0	0	0	3 0.0
Josh Archibald	2	0	0	0	-1	0	0	0	0	0	0	2 0.0
Zac Rinaldo	2	0	0	0	1	0	0	0	0	0	0	5 0.0
Anthony Duclair	1	0	0	0	0	0	0	0	0	0	0	4 0.0
Freddie Hamilton	1	0	0	0	0	0	0	0	0	0	0	1 0.0
Dylan Strome	1	0	0	0	-1	0	0	0	0	0	0	2 0.0

POWER PLAY: 1-9 11.1% / PENALTY KILLING: 8-11 72.7%

KINGS												
Player	GP	G	A	P	+/-	PIM	PP	SH	GW	GT	EN	S %
Drew Doughty	4	0	6	6	4	0	0	0	0	0	0	14 0.0
Jeff Carter	2	5	0	5	0	0	2	0	1	0	0	9 55.6
Anze Kopitar	4	3	2	5	1	2	0	0	0	0	1	11 27.3
Jake Muzzin	3	1	4	5	4	0	1	0	0	0	0	4 25.0
Tyler Toffoli	4	0	4	4	2	4	0	0	0	0	0	15 0.0
Adrian Kempe	4	1	2	3	3	4	0	0	0	0	0	6 16.7
Trevor Lewis	4	2	0	2	-1	0	0	1	0	0	0	8 25.0
Dustin Brown	4	1	1	2	3	0	0	0	0	0	0	11 9.1
Alex Iafallo	4	1	1	2	1	0	0	0	1	0	0	8 12.5
Tanner Pearson	4	1	0	1	3	5	0	0	0	0	0	8 12.5
Derek Forbort	4	0	1	1	1	2	0	0	0	0	0	1 0.0
Torrey Mitchell	3	0	1	1	1	2	0	0	0	0	0	6 0.0
Andy Andreoff	2	0	1	1	0	0	0	0	0	0	0	1 0.0
Kevin Raulo	2	0	1	1	1	0	0	0	0	0	0	3 0.0
Dion Phaneuf	2	0	1	1	-1	0	0	0	0	0	0	3 0.0
Tobias Rieder	2	0	1	1	-1	0	0	0	0	0	0	1 0.0
Marian Gaborik	1	0	1	1	1	0	0	0	0	0	0	0 0.0
Paul LaDue	1	0	1	1	2	0	0	0	0	0	0	2 0.0
Christian Folin	4	0	0	0	1	0	0	0	0	0	0	5 0.0
Kyle Clifford	3	0	0	0	-1	0	0	0	0	0	0	4 0.0
Alec Martinez	3	0	0	0	-1	0	0	0	0	0	0	3 0.0
Jonny Brodzinski	2	0	0	0	1	0	0	0	0	0	0	5 0.0
Nate Thompson	2	0	0	0	0	4	0	0	0	0	0	2 0.0
Michael Amadio	1	0	0	0	0	0	0	0	0	0	0	1 0.0
Oscar Fantenberg	1	0	0	0	0	0	0	0	0	0	0	0 0.0
Jussi Jokinen	1	0	0	0	1	0	0	0	0	0	0	1 0.0
Nick Shore	1	0	0	0	1	2	0	0	0	0	0	0 0.0

POWER PLAY: 3-11 27.3% / PENALTY KILLING: 8-9 88.9%

GOALTENDING

COYOTES									
Goalie	GP	Min	W-L-OT	SO	GA	SA	SV	GAA	SV%
Adin Hill	1	65	1-0-0	0	3	37	34	2.77	.919
Scott Wedgewood	2	122	1-1-0	0	8	60	52	3.92	.867
Darcy Kuemper	1	59	0-1-0	0	3	34	31	3.06	.912

KINGS									
Goalie	GP	Min	W-L-OT	SO	GA	SA	SV	GAA	SV%
Darcy Kuemper	2	122	1-0-1	1	3	60	57	1.47	.950
Jack Campbell	2	125	1-0-1	0	5	51	46	2.40	.902

GOALS BY PERIOD

COYOTES					KINGS				
1	2	3	OT	TOT	1	2	3	OT	TOT
4	3	0	1	8	2	6	7	0	15

SHOTS BY PERIOD

COYOTES					KINGS				
1	2	3	OT	TOT	1	2	3	OT	TOT
39	38	27	7	111	35	46	43	8	132

SEE RECORDS SECTION FOR "ALL TIME VS THE KINGS" BREAKDOWN



MINNESOTA WILD

2017-18 SEASON SERIES - Won: 2 Lost: 1OT: 0

AT ARIZONA	COYOTES	WILD	ATTEND	GOALTENDERS	W. GOAL
Mar 17 '18	Coyotes 1	Wild 3	13,735	Antti Raanta vs Devan Dubnyk	Marcus Foligno
Mar 01 '18	Coyotes 5	Wild 3	10,904	Antti Raanta vs Alex Stalock	Kevin Connauton

AT MINNESOTA	COYOTES	WILD	ATTEND	GOALTENDERS	W. GOAL
Feb 08 '18*	Coyotes 4	Wild 3	18,816	Antti Raanta vs Devan Dubnyk	Clayton Keller

* - Overtime ** - Shootout

LAST TIME VS THE WILD...

- Last Home Win: March 1, 2018 (5-3)
- Last Home Loss: March 17, 2018 (3-1)
- Last Home Tie: March 7, 2004 (1-1)
- Last Road Win: February 8, 2018 (4-3, OT)
- Last Road Loss: January 19, 2017 (4-3)
- Last Road Tie: March 17, 2002 (2-2)

INDIVIDUAL SCORING

COYOTES													WILD															
Player	GP	G	A	P	+/-	PIM	PP	SH	GW	GT	EN	S	S%	Player	GP	G	A	P	+/-	PIM	PP	SH	GW	GT	EN	S	S%	
Kevin Connauton	3	2	1	3	1	2	0	0	1	0	0	11	18.2	Matt Cullen	3	2	1	3	4	0	0	0	0	0	0	6	33.3	
Clayton Keller	3	2	1	3	3	0	0	0	1	0	0	5	40.0	Matt Dumba	3	0	3	3	-1	0	0	0	0	0	0	0	9	0.0
Max Domi	3	0	3	3	2	0	0	0	0	0	0	4	0.0	Eric Staal	3	2	0	2	0	2	0	0	0	0	1	7	28.6	
Nick Cousins	3	2	0	2	0	2	0	0	0	0	0	8	25.0	Marcus Foligno	3	1	1	2	2	0	0	0	1	0	0	4	25.0	
Christian Dvorak	3	1	1	2	-1	0	0	0	0	0	0	10	10.0	Nino Niederreiter	3	1	1	2	0	0	1	0	0	0	0	8	12.5	
Richard Panik	3	1	1	2	-1	0	0	0	0	0	0	5	20.0	Zach Parise	3	1	1	2	0	0	0	0	0	0	0	7	14.3	
Oliver Ekman-Larsson	3	0	2	2	1	0	0	0	0	0	0	10	0.0	Charlie Coyle	3	0	2	2	0	0	0	0	0	0	0	4	0.0	
Alex Goligoski	3	0	2	2	0	2	0	0	0	0	0	6	0.0	Tyler Ennis	3	0	2	2	3	0	0	0	0	0	0	1	0.0	
Derek Stepan	3	0	2	2	2	0	0	0	0	0	0	7	0.0	Joel Eriksson Ek	3	0	2	2	1	2	0	0	0	0	0	4	0.0	
Christian Fischer	2	0	2	2	2	0	0	0	0	0	0	2	0.0	Mikko Koivu	3	1	0	1	-5	2	1	0	0	0	0	8	12.5	
Jakob Chychrun	3	1	0	1	-1	0	1	0	0	0	0	6	16.7	Mike Reilly	1	1	0	1	0	0	0	0	0	0	0	2	50.0	
Jordan Martinook	3	1	0	1	0	6	0	0	0	0	1	3	33.3	Ryan Suter	3	0	1	1	1	2	0	0	0	0	0	8	0.0	
Brendan Perlini	3	0	1	1	3	0	0	0	0	0	0	2	0.0	Daniel Winnik	3	0	1	1	1	0	0	0	0	0	0	3	0.0	
Brad Richardson	3	0	1	1	0	2	0	0	0	0	0	5	0.0	Gustav Olofsson	2	0	1	1	-2	0	0	0	0	0	0	0	0.0	
Josh Archibald	3	0	0	0	-3	2	0	0	0	0	0	3	0.0	Jared Spurgeon	2	0	1	1	-1	0	0	0	0	0	0	0	1	0.0
Jason Demers	3	0	0	0	1	4	0	0	0	0	0	3	0.0	Mikael Granlund	3	0	0	0	-5	2	0	0	0	0	0	9	0.0	
Niklas Hjalmarsson	3	0	0	0	0	2	0	0	0	0	0	2	0.0	Nate Prosser	3	0	0	0	1	0	0	0	0	0	0	0	0.0	
Zac Rinaldo	2	0	0	0	-1	0	0	0	0	0	0	1	0.0	Jason Zucker	3	0	0	0	-5	0	0	0	0	0	0	12	0.0	
Freddie Hamilton	1	0	0	0	0	0	0	0	0	0	0	1	0.0	Jonas Brodin	2	0	0	0	-1	0	0	0	0	0	0	2	0.0	
Tobias Rieder	1	0	0	0	0	0	0	0	0	0	0	2	0.0	Ryan Murphy	1	0	0	0	-1	0	0	0	0	0	0	1	0.0	
														Nick Seeler	1	0	0	0	0	2	0	0	0	0	0	0	0.0	

POWER PLAY: 1-5 20.0% / PENALTY KILLING: 8-10 80.0%

POWER PLAY: 2-10 20.0% / PENALTY KILLING: 4-5 80.0%

GOALTENDING

COYOTES											WILD										
Goalie	GP	Min	W-L-OT	SO	GA	SA	SV	GAA	SV%		Goalie	GP	Min	W-L-OT	SO	GA	SA	SV	GAA	SV%	
Antti Raanta	3	181	2-1-0	0	8	95	87	2.65	.916		Devan Dubnyk	2	124	1-0-1	0	5	71	66	2.42	.930	
											Alex Stalock	1	58	0-1-0	0	4	24	20	4.17	.833	

GOALS BY PERIOD

COYOTES					WILD				
1	2	3	OT	TOT	1	2	3	OT	TOT
0	3	6	1	10	3	2	4	0	9

SHOTS BY PERIOD

COYOTES					WILD				
1	2	3	OT	TOT	1	2	3	OT	TOT
25	31	38	2	96	36	28	29	3	96

SEE RECORDS SECTION FOR "ALL TIME VS THE WILD" BREAKDOWN



MONTREAL CANADIENS

2017-18 SEASON SERIES - Won: 2 Lost: 0 OT: 0

AT ARIZONA	COYOTES	CANADIENS	ATTEND	GOALTENDERS	W. GOAL
Feb 15 '18	Coyotes 5	Canadiens 2	11,489	Antti Raanta vs Carey Price	Brendan Perlini

LAST TIME VS THE CANADIENS...

Last Home Win: February 15, 2018 (5-2)
 Last Home Loss: February 9, 2017 (5-4 OT)
 Last Home Tie: March 10, 2001 (3-3)
 Last Road Win: November 16, 2017 (5-4)
 Last Road Loss: October 20, 2016 (5-2)
 Last Road Tie: December 8, 2001 (3-3)

AT MONTREAL	COYOTES	CANADIENS	ATTEND	GOALTENDERS	W. GOAL
Nov 16 '17	Coyotes 5	Canadiens 4	21,302	Antti Raanta vs Charlie Lindgren	Christian Fischer

* - Overtime ** - Shootout

INDIVIDUAL SCORING

COYOTES												
Player	GP	G	A	P	+/-	PIM	PP	SH	GW	GT	EN	S %
Clayton Keller	2	1	4	5	2	4	1	0	0	0	4	25.0
Brendan Perlini	2	2	1	3	1	0	0	0	1	0	6	33.3
Tobias Rieder	2	2	1	3	1	0	1	0	0	0	2	100.0
Oliver Ekman-Larsson	2	0	3	3	1	2	0	0	0	0	6	0.0
Christian Dvorak	2	1	1	2	0	2	0	0	0	0	4	25.0
Christian Fischer	2	1	1	2	1	2	1	0	1	0	5	20.0
Derek Stepan	2	1	1	2	1	0	1	0	0	0	6	16.7
Brad Richardson	2	1	0	1	0	7	0	0	0	0	2	50.0
Josh Archibald	1	1	0	1	1	0	0	0	0	0	2	50.0
Max Domi	2	0	1	1	-2	0	0	0	0	0	2	0.0
Alex Goligoski	2	0	1	1	-2	0	0	0	0	0	2	0.0
Jordan Martinook	2	0	1	1	0	2	0	0	0	0	2	0.0
Anthony Duclair	1	0	1	1	1	0	0	0	0	0	2	0.0
Kevin Connauton	2	0	0	0	-2	2	0	0	0	0	0	0.0
Jason Demers	2	0	0	0	3	2	0	0	0	0	4	0.0
Zac Rinaldo	2	0	0	0	-3	5	0	0	0	0	0	0.0
Jakob Chychrun	1	0	0	0	1	0	0	0	0	0	1	0.0
Nick Cousins	1	0	0	0	0	2	0	0	0	0	2	0.0
Joel Hanley	1	0	0	0	1	0	0	0	0	0	0	0.0
Niklas Hjalmarsson	1	0	0	0	1	0	0	0	0	0	0	0.0
Mario Kempe	1	0	0	0	0	0	0	0	0	0	0	0.0
Luke Schenn	1	0	0	0	-1	0	0	0	0	0	1	0.0

POWER PLAY: 4-7 57.1% / PENALTY KILLING: 6-7 85.7%

CANADIENS												
Player	GP	G	A	P	+/-	PIM	PP	SH	GW	GT	EN	S %
Tomas Plekanec	2	0	3	3	3	5	0	0	0	0	4	0.0
Brendan Gallagher	2	2	0	2	1	2	1	0	0	0	6	33.3
Alex Galchenyuk	2	0	2	2	0	0	0	0	0	0	6	0.0
Paul Byron	2	1	0	1	-1	0	0	0	0	0	3	33.3
Joe Morrow	2	1	0	1	0	0	0	0	0	0	6	16.7
Daniel Carr	1	1	0	1	1	0	0	0	0	0	5	20.0
Shea Weber	1	1	0	1	1	4	0	0	0	0	4	25.0
Jonathan Drouin	2	0	1	1	0	0	0	0	0	0	5	0.0
Charles Hudon	2	0	1	1	1	4	0	0	0	0	9	0.0
Max Pacioretty	2	0	1	1	-4	6	0	0	0	0	2	0.0
Karl Alzner	2	0	0	0	-3	2	0	0	0	0	2	0.0
Jordie Benn	2	0	0	0	1	0	0	0	0	0	1	0.0
Jacob de la Rose	2	0	0	0	0	2	0	0	0	0	0	0.0
Victor Mete	2	0	0	0	2	0	0	0	0	0	3	0.0
Jeff Petry	2	0	0	0	-3	0	0	0	0	0	5	0.0
Phillip Danault	1	0	0	0	-2	0	0	0	0	0	3	0.0
Nicolas Deslauriers	1	0	0	0	0	5	0	0	0	0	0	0.0
Byron Froese	1	0	0	0	0	0	0	0	0	0	1	0.0
Artturi Lehkonen	1	0	0	0	-1	0	0	0	0	0	2	0.0
Nikita Scherbak	1	0	0	0	1	0	0	0	0	0	1	0.0
David Schlemko	1	0	0	0	-1	0	0	0	0	0	2	0.0
Logan Shaw	1	0	0	0	0	0	0	0	0	0	3	0.0
Andrew Shaw	1	0	0	0	-1	0	0	0	0	0	0	0.0

POWER PLAY: 1-7 14.3% / PENALTY KILLING: 3-7 42.9%

GOALTENDING

COYOTES									
Goalie	GP	Min	W-L-OT	SO	GA	SA	SV	GAA	SV%
Antti Raanta	2	120	2-0-0	0	6	73	67	3.01	.918

CANADIENS									
Goalie	GP	Min	W-L-OT	SO	GA	SA	SV	GAA	SV%
Charlie Lindgren	1	58	0-1-0	0	5	32	27	5.14	.844
Carey Price	1	60	0-1-0	0	5	21	16	5.00	.762

GOALS BY PERIOD

COYOTES					CANADIENS				
1	2	3	OT	TOT	1	2	3	OT	TOT
1	5	4	0	10	2	2	2	0	6

SHOTS BY PERIOD

COYOTES					CANADIENS				
1	2	3	OT	TOT	1	2	3	OT	TOT
20	19	14	0	53	21	29	23	0	73

SEE RECORDS SECTION FOR "ALL TIME VS THE CANADIENS" BREAKDOWN



NASHVILLE PREDATORS

2017-18 SEASON SERIES – Won: 1 Lost: 1 OT: 1

AT ARIZONA	COYOTES	PREDATORS	ATTEND	GOALTENDERS	W. GOAL
Mar 15 '18	Coyotes 2	Predators 3	14,527	Darcy Kuemper vs Pekka Rinne	Kevin Fiala
Jan 04 '18*	Coyotes 3	Predators 2	13,190	Antti Raanta vs Juuse Saros	Christian Fischer

AT NASHVILLE	COYOTES	PREDATORS	ATTEND	GOALTENDERS	W. GOAL
Jan 18 '18**	Coyotes 2	Predators 3	17,138	Antti Raanta vs Pekka Rinne	Craig Smith

* - Overtime ** - Shootout

LAST TIME VS THE PREDATORS...

Last Home Win: January 4, 2018 (3-2 OT)
 Last Home Loss: March 15, 2018 (3-2)
 Last Home Tie: None
 Last Road Win: March 28, 2013 (7-4)
 Last Road Loss: January 18, 2018 (3-2, SO)
 Last Road Tie: December 22, 2003 (3-3)

INDIVIDUAL SCORING

COYOTES

Player	GP	G	A	P	+/-	PIM	PP	SH	GW	GT	EN	S	S%
Derek Stepan	3	0	3	3	2	4	0	0	0	0	0	6	0.0
Oliver Ekman-Larsson	3	2	0	2	0	2	0	0	0	0	0	7	28.6
Jason Demers	3	0	2	2	-1	0	0	0	0	0	0	5	0.0
Richard Panik	2	0	2	2	2	0	0	0	0	0	0	2	0.0
Nick Cousins	3	1	0	1	-3	4	1	0	0	0	0	7	14.3
Christian Dvorak	3	1	0	1	0	0	0	0	0	0	0	7	14.3
Christian Fischer	3	1	0	1	1	0	0	0	1	0	0	7	14.3
Brendan Perlini	3	1	0	1	1	0	0	0	0	0	0	5	20.0
Anthony Duclair	1	1	0	1	1	0	0	0	0	0	0	1	100.0
Max Domi	3	0	1	1	1	0	0	0	0	0	0	2	0.0
Alex Goligoski	3	0	1	1	-4	2	0	0	0	0	0	7	0.0
Clayton Keller	3	0	1	1	0	0	0	0	0	0	0	7	0.0
Jordan Martinook	3	0	1	1	-4	0	0	0	0	0	0	5	0.0
Jakob Chychrun	2	0	1	1	2	0	0	0	0	0	0	9	0.0
Josh Archibald	3	0	0	0	-2	0	0	0	0	0	0	2	0.0
Kevin Connauton	3	0	0	0	2	0	0	0	0	0	0	6	0.0
Niklas Hjalmarsson	2	0	0	0	-3	0	0	0	0	0	0	1	0.0
Brad Richardson	2	0	0	0	-4	6	0	0	0	0	0	0	0.0
Tobias Rieder	2	0	0	0	1	0	0	0	0	0	0	0	0.0
Luke Schenn	2	0	0	0	1	0	0	0	0	0	0	1	0.0
Lawson Crouse	1	0	0	0	0	0	0	0	0	0	0	1	0.0
Freddie Hamilton	1	0	0	0	0	0	0	0	0	0	0	0	0.0

POWER PLAY: 1-9 11.1% / PENALTY KILLING: 8-8 100.0%

PREDATORS

Player	GP	G	A	P	+/-	PIM	PP	SH	GW	GT	EN	S	S%	
Ryan Ellis	3	3	1	4	3	0	0	0	0	0	0	8	37.5	
Craig Smith	3	1	2	3	4	2	0	0	0	0	0	10	10.0	
Kyle Turris	3	1	2	3	4	2	0	0	0	0	0	8	12.5	
Kevin Fiala	3	1	1	2	4	2	0	0	1	0	0	15	6.7	
Scott Hartnell	3	1	1	2	1	2	0	0	0	0	0	4	25.0	
Roman Josi	3	0	2	2	1	0	0	0	0	0	0	9	0.0	
Nick Bonino	3	0	1	1	-1	0	0	0	0	0	0	2	0.0	
Colton Sissons	3	0	1	1	-2	4	0	0	0	0	0	7	0.0	
Mattias Ekholm	3	0	0	0	-1	0	0	0	0	0	0	7	0.0	
Alexei Emelin	3	0	0	0	1	0	0	0	0	0	0	2	0.0	
Ryan Johansen	3	0	0	0	-1	2	0	0	0	0	0	3	0.0	
Miikka Salomaki	3	0	0	0	-1	0	0	0	0	0	0	2	0.0	
P.K. Subban	3	0	0	0	-1	0	0	0	0	0	0	7	0.0	
Austin Watson	3	0	0	0	-1	2	0	0	0	0	0	6	0.0	
Pontus Aberg	2	0	0	0	1	0	0	0	0	0	0	3	0.0	
Viktor Arvidsson	2	0	0	0	-2	0	0	0	0	0	0	0	5	0.0
Calle Jarnkrok	2	0	0	0	0	0	0	0	0	0	0	2	0.0	
Anthony Bitetto	1	0	0	0	0	2	0	0	0	0	0	2	0.0	
Filip Forsberg	1	0	0	0	-1	0	0	0	0	0	0	0	0.0	
Frederick Gaudreau	1	0	0	0	1	0	0	0	0	0	0	0	0.0	
Ryan Hartman	1	0	0	0	-2	0	0	0	0	0	0	0	0.0	
Matt Irwin	1	0	0	0	-1	0	0	0	0	0	0	5	0.0	
Yannick Weber	1	0	0	0	1	0	0	0	0	0	0	0	0.0	

POWER PLAY: 0-8 0.0% / PENALTY KILLING: 8-9 88.9%

GOALTENDING

COYOTES

Goalie	GP	Min	W-L-OT	SO	GA	SA	SV	GAA	SV%
Antti Raanta	2	127	1-0-1	0	4	78	74	1.89	.949
Darcy Kuemper	1	58	0-1-0	0	3	29	26	3.08	.897

PREDATORS

Goalie	GP	Min	W-L-OT	SO	GA	SA	SV	GAA	SV%
Pekka Rinne	2	125	2-0-0	0	4	63	59	1.92	.937
Juuse Saros	1	62	0-0-1	0	3	25	22	2.89	.880

GOALS BY PERIOD

COYOTES					PREDATORS				
1	2	3	OT	TOT	1	2	3	OT	TOT
0	4	2	1	7	0	3	4	0	7

SHOTS BY PERIOD

COYOTES					PREDATORS				
1	2	3	OT	TOT	1	2	3	OT	TOT
21	31	32	4	88	37	26	40	4	107

SEE RECORDS SECTION FOR "ALL TIME VS THE PREDATORS" BREAKDOWN



NEW JERSEY DEVILS

2017-18 SEASON SERIES - Won: 1 Lost: 1 OT: 0

LAST TIME VS THE DEVILS...

Last Home Win: December 2, 2017 (5-0)
 Last Home Loss: January 16, 2016 (2-0)
 Last Home Tie: December 3, 1990 (4-4)
 Last Road Win: March 27, 2014 (3-2 SO)
 Last Road Loss: October 28, 2017 (4-3)
 Last Road Tie: January 2, 1993 (2-2)

AT ARIZONA	COYOTES	DEVILS	ATTEND	GOALTENDERS	W. GOAL
Dec 02 '17	Coyotes 5	Devils 0	14,338	Scott Wedgewood vs Keith Kinkaid	Jason Demers

AT NEW JERSEY	COYOTES	DEVILS	ATTEND	GOALTENDERS	W. GOAL
Oct 28 '17	Coyotes 3	Devils 4	15,132	Louis Domingue vs Cory Schneider	Jesper Bratt

* - Overtime ** - Shootout

INDIVIDUAL SCORING

COYOTES														DEVILS														
Player	GP	G	A	P	+/-	PIM	PP	SH	GW	GT	EN	S	S%	Player	GP	G	A	P	+/-	PIM	PP	SH	GW	GT	EN	S	S%	
Christian Fischer	2	1	2	3	1	2	1	0	0	0	0	5	20.0	Taylor Hall	2	2	1	3	-2	2	1	0	0	0	0	5	40.0	
Jason Demers	2	1	1	2	4	0	0	0	1	0	0	4	25.0	Jesper Bratt	2	1	2	3	-2	2	1	0	1	0	0	1	100.0	
Alex Goligoski	2	1	1	2	2	0	0	0	0	0	0	4	25.0	Brian Gibbons	2	1	0	1	1	2	0	1	0	0	0	4	25.0	
Clayton Keller	2	1	1	2	2	0	0	0	0	0	0	7	14.3	Will Butcher	2	0	1	1	-1	0	0	0	0	0	0	2	0.0	
Derek Stepan	2	1	1	2	3	2	0	0	0	0	0	9	11.1	Adam Henrique	1	0	1	1	0	0	0	0	0	0	0	0	2	0.0
Kevin Connauton	2	0	2	2	2	0	0	0	0	0	0	2	0.0	Blake Coleman	2	0	0	0	-2	0	0	0	0	0	0	4	0.0	
Jordan Martinook	2	1	0	1	0	0	0	0	0	0	0	4	25.0	Jimmy Hayes	2	0	0	0	-2	0	0	0	0	0	0	3	0.0	
Brendan Perlini	2	1	0	1	2	2	0	0	0	0	0	3	33.3	Nico Hischier	2	0	0	0	-2	0	0	0	0	0	0	0	0.0	
Dylan Strome	1	1	0	1	2	0	0	0	0	0	0	2	50.0	Ben Lovejoy	2	0	0	0	-1	0	0	0	0	0	0	2	0.0	
Anthony Duclair	2	0	1	1	1	0	0	0	0	0	0	2	0.0	John Moore	2	0	0	0	-2	2	0	0	0	0	0	1	0.0	
Christian Dvorak	2	0	1	1	0	0	0	0	0	0	0	4	0.0	Stefan Noesen	2	0	0	0	-2	0	0	0	0	0	0	2	0.0	
Tobias Rieder	2	0	1	1	3	0	0	0	0	0	0	2	0.0	Damon Severson	2	0	0	0	-2	0	0	0	0	0	0	5	0.0	
Zac Rinaldo	2	0	1	1	1	0	0	0	0	0	0	2	0.0	Drew Stafford	2	0	0	0	-1	2	0	0	0	0	0	8	0.0	
Mario Kempe	1	0	1	1	1	0	0	0	0	0	0	1	0.0	Miles Wood	2	0	0	0	-2	0	0	0	0	0	0	3	0.0	
Max Domi	2	0	0	0	2	4	0	0	0	0	0	2	0.0	Brian Boyle	1	0	0	0	-2	0	0	0	0	0	0	4	0.0	
Oliver Ekman-Larsson	2	0	0	0	3	0	0	0	0	0	0	7	0.0	Andy Greene	1	0	0	0	-3	0	0	0	0	0	0	0	0.0	
Brad Richardson	2	0	0	0	0	0	0	0	0	0	0	3	0.0	Marcus Johansson	1	0	0	0	-1	0	0	0	0	0	0	0	2	0.0
Luke Schenn	2	0	0	0	-1	0	0	0	0	0	0	0	0.0	Mirco Mueller	1	0	0	0	0	0	0	0	0	0	0	0	0.0	
Joel Hanley	1	0	0	0	2	0	0	0	0	0	0	0	0.0	Dalton Prout	1	0	0	0	0	0	0	0	0	0	0	2	0.0	
Niklas Hjalmarsson	1	0	0	0	0	0	0	0	0	0	0	1	0.0	Steven Santini	1	0	0	0	-1	0	0	0	0	0	0	1	0.0	
														Sami Vatanen	1	0	0	0	-2	0	0	0	0	0	0	1	0.0	
														Pavel Zacha	1	0	0	0	0	4	0	0	0	0	0	0	0.0	
														Travis Zajac	1	0	0	0	0	0	0	0	0	0	0	0	0.0	

POWER PLAY: 1-7 14.3% / PENALTY KILLING: 3-5 60.0%

POWER PLAY: 2-5 40.0% / PENALTY KILLING: 6-7 85.7%

GOALTENDING

COYOTES											DEVILS										
Goalie	GP	Min	W-L-OT	SO	GA	SA	SV	GAA	SV%	Goalie	GP	Min	W-L-OT	SO	GA	SA	SV	GAA	SV%		
Scott Wedgewood	1	60	1-0-0	1	0	27	27	0.00	1.000	Cory Schneider	1	60	1-0-0	0	3	37	34	3.00	.919		
Louis Domingue	1	57	0-1-0	0	4	25	21	4.18	.840	Keith Kinkaid	1	60	0-1-0	0	5	27	22	5.00	.815		

GOALS BY PERIOD

COYOTES					DEVILS				
1	2	3	OT	TOT	1	2	3	OT	TOT
3	3	2	0	8	1	1	2	0	4

SHOTS BY PERIOD

COYOTES					DEVILS				
1	2	3	OT	TOT	1	2	3	OT	TOT
23	17	24	0	64	18	24	10	0	52

SEE RECORDS SECTION FOR "ALL TIME VS THE DEVILS" BREAKDOWN



NEW YORK ISLANDERS

2017-18 SEASON SERIES - Won: 1 Lost: 1 OT: 0

AT ARIZONA	COYOTES	ISLANDERS	ATTEND	GOALTENDERS	W. GOAL
Jan 22 '18*	Coyotes 3	Islanders 2	11,707	Antti Raanta vs Jaroslav Halak	Nick Cousins

AT NEW YORK	COYOTES	ISLANDERS	ATTEND	GOALTENDERS	W. GOAL
Oct 24 '17	Coyotes 3	Islanders 5	9,795	Louis Domingue vs Jaroslav Halak	John Tavares

LAST TIME VS THE ISLANDERS...

Last Home Win: January 22, 2018 (3-2 OT)
 Last Home Loss: November 8, 2014 (1-0)
 Last Home Tie: March 25, 2001 (2-2)
 Last Road Win: December 18, 2010 (4-3 SO)
 Last Road Loss: October 24, 2017 (5-3)
 Last Road Tie: January 10, 2000 (2-2)

* - Overtime ** - Shootout

INDIVIDUAL SCORING

COYOTES														ISLANDERS													
Player	GP	G	A	P	+/-	PIM	PP	SH	GW	GT	EN	S	S%	Player	GP	G	A	P	+/-	PIM	PP	SH	GW	GT	EN	S	S%
Nick Cousins	2	3	1	4	3	4	0	0	1	0	0	6	50.0	John Tavares	2	3	1	4	3	0	0	0	1	0	0	5	60.0
Clayton Keller	2	0	2	2	0	0	0	0	0	0	0	5	0.0	Adam Pelech	2	0	3	3	1	2	0	0	0	0	0	5	0.0
Anthony Duclair	1	1	0	1	0	0	1	0	0	0	0	3	33.3	Anthony Beauvillier	2	2	0	2	0	0	0	0	0	0	0	6	33.3
Mario Kempe	1	1	0	1	0	0	0	0	0	0	0	2	50.0	Josh Bailey	2	0	2	2	2	0	0	0	0	0	0	2	0.0
Brendan Perlini	1	1	0	1	0	0	0	0	0	0	0	5	20.0	Jordan Eberle	2	0	2	2	2	0	0	0	0	0	0	3	0.0
Christian Dvorak	2	0	1	1	0	0	0	0	0	0	0	3	0.0	Scott Mayfield	2	1	0	1	1	4	0	0	0	0	0	4	25.0
Oliver Ekman-Larsson	2	0	1	1	-1	0	0	0	0	0	0	4	0.0	Brock Nelson	2	1	0	1	0	0	1	0	0	0	0	2	50.0
Christian Fischer	2	0	1	1	-2	0	0	0	0	0	0	5	0.0	Mathew Barzal	2	0	1	1	0	0	0	0	0	0	0	4	0.0
Tobias Rieder	2	0	1	1	0	0	0	0	0	0	0	2	0.0	Thomas Hickey	2	0	1	1	0	0	0	0	0	0	0	4	0.0
Luke Schenn	2	0	1	1	1	0	0	0	0	0	0	2	0.0	Anders Lee	2	0	1	1	2	2	0	0	0	0	0	5	0.0
Derek Stepan	2	0	1	1	-2	0	0	0	0	0	0	5	0.0	Calvin de Haan	1	0	1	1	2	0	0	0	0	0	0	1	0.0
Adam Clendening	1	0	1	1	0	0	0	0	0	0	0	1	0.0	Jason Chimera	2	0	0	0	-1	0	0	0	0	0	0	0	0.0
Jason Demers	2	0	0	0	-2	0	0	0	0	0	0	3	0.0	Cal Clutterbuck	2	0	0	0	-2	0	0	0	0	0	0	4	0.0
Max Domi	2	0	0	0	-1	2	0	0	0	0	0	5	0.0	Nick Leddy	2	0	0	0	0	0	0	0	0	0	0	8	0.0
Alex Goligoski	2	0	0	0	-1	0	0	0	0	0	0	1	0.0	Sebastian Aho	1	0	0	0	-1	0	0	0	0	0	0	0	0.0
Niklas Hjalmarsson	2	0	0	0	-1	2	0	0	0	0	0	3	0.0	Johnny Boychuk	1	0	0	0	0	0	0	0	0	0	0	2	0.0
Jordan Martinook	2	0	0	0	1	2	0	0	0	0	0	4	0.0	Casey Cizikas	1	0	0	0	-1	0	0	0	0	0	0	2	0.0
Brad Richardson	2	0	0	0	1	0	0	0	0	0	0	2	0.0	Tanner Fritz	1	0	0	0	-1	0	0	0	0	0	0	0	0.0
Zac Rinaldo	2	0	0	0	-3	0	0	0	0	0	0	1	0.0	Ross Johnston	1	0	0	0	0	0	0	0	0	0	0	0	0.0
Jakob Chychrun	1	0	0	0	1	0	0	0	0	0	0	2	0.0	Nikolay Kulemin	1	0	0	0	-1	0	0	0	0	0	0	0	0.0
Richard Panik	1	0	0	0	-1	0	0	0	0	0	0	4	0.0	Andrew Ladd	1	0	0	0	1	0	0	0	0	0	0	0	0.0
														Ryan Pulock	1	0	0	0	0	0	0	0	0	0	0	2	0.0
														Alan Quine	1	0	0	0	0	0	0	0	0	0	0	0	0.0

POWER PLAY: 1-5 20.0% / PENALTY KILLING: 4-5 80.0%

POWER PLAY: 1-5 20.0% / PENALTY KILLING: 4-5 80.0%

GOALTENDING

COYOTES											ISLANDERS										
Goalie	GP	Min	W-L-OT	SO	GA	SA	SV	GAA	SV%		Goalie	GP	Min	W-L-OT	SO	GA	SA	SV	GAA	SV%	
Antti Raanta	1	62	1-0-0	0	2	34	32	1.92	.941		Jaroslav Halak	2	122	1-0-1	0	6	68	62	2.94	.912	
Louis Domingue	1	60	0-1-0	0	5	25	20	5.00	.800												

GOALS BY PERIOD

COYOTES					ISLANDERS				
1	2	3	OT	TOT	1	2	3	OT	TOT
2	1	2	1	6	0	3	4	0	7

SHOTS BY PERIOD

COYOTES					ISLANDERS				
1	2	3	OT	TOT	1	2	3	OT	TOT
28	22	16	2	68	9	24	23	3	59

SEE RECORDS SECTION FOR "ALL TIME VS THE ISLANDERS" BREAKDOWN



NEW YORK RANGERS

2017-18 SEASON SERIES - Won: 0 Lost: 1 OT: 1

AT ARIZONA	COYOTES	RANGERS	ATTEND	GOALTENDERS	W. GOAL
Jan 06 '18**	Coyotes 1	Rangers 2	13,420	Antti Raanta vs Henrik Lundqvist	Mika Zibanejad

AT NEW YORK	COYOTES	RANGERS	ATTEND	GOALTENDERS	W. GOAL
Oct 26 '17	Coyotes 2	Rangers 5	18,006	Adin Hill vs Ondrej Pavelec	Michael Grabner

* - Overtime ** - Shootout

LAST TIME VS THE RANGERS...

- Last Home Win: October 3, 2013 (4-1)
- Last Home Loss: January 6, 2018 (2-1, SO)
- Last Home Tie: December 28, 1999 (2-2)
- Last Road Win: December 16, 2007 (5-1)
- Last Road Loss: October 26, 2017 (5-2)
- Last Road Tie: November 20, 1989 (3-3)

INDIVIDUAL SCORING

COYOTES														RANGERS														
Player	GP	G	A	P	+/-	PIM	PP	SH	GW	GT	EN	S	S%	Player	GP	G	A	P	+/-	PIM	PP	SH	GW	GT	EN	S	S%	
Anthony Duclair	2	2	0	2	0	0	1	0	0	0	0	5	40.0	Boo Nieves	2	0	3	3	3	0	0	0	0	0	0	3	0.0	
Christian Dvorak	2	0	2	2	0	0	0	0	0	0	0	10	0.0	Pavel Buchnevich	2	2	0	2	3	0	0	0	0	0	0	2	100.0	
Clayton Keller	2	1	0	1	-4	0	1	0	0	0	0	5	20.0	Michael Grabner	2	2	0	2	4	0	0	0	1	0	1	10	20.0	
Max Domi	2	0	1	1	-4	0	0	0	0	0	0	6	0.0	Jimmy Vesey	2	1	0	1	1	0	0	0	0	0	0	0	1	100.0
Oliver Ekman-Larsson	2	0	1	1	-4	0	0	0	0	0	0	4	0.0	Chris Kreider	1	1	0	1	0	7	0	0	0	0	0	0	3	33.3
Alex Goligoski	2	0	1	1	0	2	0	0	0	0	0	3	0.0	Ryan McDonagh	2	0	1	1	3	0	0	0	0	0	0	0	5	0.0
Derek Stepan	2	0	1	1	-3	0	0	0	0	0	0	5	0.0	Mika Zibanejad	2	0	1	1	1	0	0	0	0	0	0	0	4	0.0
Nick Cousins	2	0	0	0	-2	0	0	0	0	0	0	1	0.0	Mats Zuccarello	1	0	1	1	1	0	0	0	0	0	0	0	0	0.0
Jason Demers	2	0	0	0	-3	7	0	0	0	0	0	1	0.0	David Desharnais	2	0	0	0	1	0	0	0	0	0	0	0	0	0.0
Jordan Martinook	2	0	0	0	-2	0	0	0	0	0	0	1	0.0	Jesper Fast	2	0	0	0	0	0	0	0	0	0	0	0	1	0.0
Brendan Perlini	2	0	0	0	1	0	0	0	0	0	0	7	0.0	Kevin Hayes	2	0	0	0	0	0	0	0	0	0	0	0	7	0.0
Brad Richardson	2	0	0	0	-2	2	0	0	0	0	0	5	0.0	Nick Holden	2	0	0	0	2	0	0	0	0	0	0	0	4	0.0
Tobias Rieder	2	0	0	0	0	2	0	0	0	0	0	3	0.0	J.T. Miller	2	0	0	0	0	0	0	0	0	0	0	0	2	0.0
Luke Schenn	2	0	0	0	0	0	0	0	0	0	0	3	0.0	Rick Nash	2	0	0	0	1	0	0	0	0	0	0	0	6	0.0
Josh Archibald	1	0	0	0	0	0	0	0	0	0	0	4	0.0	Kevin Shattenkirk	2	0	0	0	0	8	0	0	0	0	0	0	1	0.0
Jakob Chychrun	1	0	0	0	0	0	0	0	0	0	0	3	0.0	Brady Skjei	2	0	0	0	3	2	0	0	0	0	0	0	0.0	
Adam Clendening	1	0	0	0	-1	0	0	0	0	0	0	1	0.0	Brendan Smith	2	0	0	0	3	0	0	0	0	0	0	0	2	0.0
Kevin Connauton	1	0	0	0	0	0	0	0	0	0	0	0	0.0	Marc Staal	2	0	0	0	-1	0	0	0	0	0	0	0	1	0.0
Christian Fischer	1	0	0	0	-1	0	0	0	0	0	0	0	0.0	Paul Carey	1	0	0	0	0	0	0	0	0	0	0	0	0	0.0
Niklas Hjalmarsson	1	0	0	0	-1	0	0	0	0	0	0	0	0.0	Vinni Lettieri	1	0	0	0	0	0	0	0	0	0	0	0	3	0.0
Mario Kempe	1	0	0	0	0	0	0	0	0	0	0	1	0.0															
Zac Rinaldo	1	0	0	0	0	0	0	0	0	0	0	0	0.0															

POWER PLAY: 0-3 0.0% / PENALTY KILLING: 3-5 60.0%

POWER PLAY: 2-5 40.0% / PENALTY KILLING: 3-3 100.0%

GOALTENDING

COYOTES											RANGERS										
Goalie	GP	Min	W-L-OT	SO	GA	SA	SV	GAA	SV%		Goalie	GP	Min	W-L-OT	SO	GA	SA	SV	GAA	SV%	
Antti Raanta	1	65	0-0-1	0	1	25	24	0.92	.960		Henrik Lundqvist	1	65	1-0-0	0	1	39	38	0.92	.974	
Adin Hill	1	59	0-1-0	0	4	29	25	4.06	.862		Ondrej Pavelec	1	60	1-0-0	0	2	29	27	2.00	.931	

GOALS BY PERIOD

COYOTES					RANGERS				
1	2	3	OT	TOT	1	2	3	OT	TOT
1	1	1	0	3	2	3	1	0	6

SHOTS BY PERIOD

COYOTES					RANGERS				
1	2	3	OT	TOT	1	2	3	OT	TOT
18	24	23	3	68	19	19	17	0	55

SEE RECORDS SECTION FOR "ALL TIME VS THE RANGERS" BREAKDOWN



OTTAWA SENATORS

2017-18 SEASON SERIES - Won: 2 Lost: 0 OT: 0

AT ARIZONA	COYOTES	SENATORS	ATTEND	GOALTENDERS	W. GOAL
Mar 03 '18	Coyotes 2	Senators 1	10,955	Antti Raanta vs Mike Condon	Jordan Martinook

AT OTTAWA	COYOTES	SENATORS	ATTEND	GOALTENDERS	W. GOAL
Nov 18 '17*	Coyotes 3	Senators 2	16,471	Antti Raanta vs Mike Condon	Anthony Duclair

* - Overtime ** - Shootout

LAST TIME VS THE SENATORS...

Last Home Win: March 3, 2018 (2-1)
 Last Home Loss: March 9, 2017 (3-2 OT)
 Last Home Tie: January 11, 1998 (4-4)
 Last Road Win: November 18, 2017 (3-2, OT)
 Last Road Loss: October 18, 2016 (7-4)
 Last Road Tie: February 1, 1993 (4-4)

INDIVIDUAL SCORING

COYOTES													SENATORS														
Player	GP	G	A	P	+/-	PIM	PP	SH	GW	GT	EN	S	S%	Player	GP	G	A	P	+/-	PIM	PP	SH	GW	GT	EN	S	S%
Anthony Duclair	1	3	0	3	2	0	1	0	1	0	0	5	60.0	Jean-Gabriel Pageau	2	1	1	2	0	0	0	0	0	0	0	6	16.7
Oliver Ekman-Larsson	2	1	2	3	2	0	0	0	0	0	0	4	25.0	Mark Stone	2	1	1	2	1	0	0	0	0	0	0	2	50.0
Derek Stepan	2	0	2	2	1	0	0	0	0	0	0	8	0.0	Mark Borowiecki	2	1	0	1	2	0	0	0	0	0	0	3	33.3
Jordan Martinook	2	1	0	1	0	0	0	0	1	0	0	2	50.0	Cody Ceci	2	0	1	1	1	0	0	0	0	0	0	4	0.0
Nick Cousins	2	0	1	1	0	2	0	0	0	0	0	6	0.0	Tom Pyatt	2	0	1	1	0	2	0	0	0	0	0	1	0.0
Jason Demers	2	0	1	1	1	2	0	0	0	0	0	1	0.0	Bobby Ryan	2	0	1	1	0	0	0	0	0	0	0	6	0.0
Alex Goligoski	2	0	1	1	0	2	0	0	0	0	0	0	0.0	Johnny Oduya	1	0	1	1	1	0	0	0	0	0	0	0	0.0
Clayton Keller	2	0	1	1	0	0	0	0	0	0	0	4	0.0	Alexandre Burrows	2	0	0	0	0	0	0	0	0	0	0	1	0.0
Brad Richardson	2	0	1	1	0	0	0	0	0	0	0	2	0.0	Fredrik Claesson	2	0	0	0	0	0	0	0	0	0	0	2	0.0
Kevin Connauton	2	0	0	0	-1	2	0	0	0	0	0	3	0.0	Matt Duchene	2	0	0	0	-2	4	0	0	0	0	0	6	0.0
Max Domi	2	0	0	0	1	0	0	0	0	0	0	4	0.0	Ryan Dzingel	2	0	0	0	0	0	0	0	0	0	0	3	0.0
Christian Dvorak	2	0	0	0	0	0	0	0	0	0	0	2	0.0	Ben Harpur	2	0	0	0	-1	0	0	0	0	0	0	4	0.0
Christian Fischer	2	0	0	0	-2	0	0	0	0	0	0	2	0.0	Mike Hoffman	2	0	0	0	-1	0	0	0	0	0	0	2	0.0
Brendan Perlini	2	0	0	0	1	0	0	0	0	0	0	1	0.0	Erik Karlsson	2	0	0	0	-3	0	0	0	0	0	0	6	0.0
Josh Archibald	1	0	0	0	0	0	0	0	0	0	0	1	0.0	Derick Brassard	1	0	0	0	0	2	0	0	0	0	0	7	0.0
Jakob Chychrun	1	0	0	0	0	0	0	0	0	0	0	4	0.0	Thomas Chabot	1	0	0	0	-2	0	0	0	0	0	0	0	0.0
Freddie Hamilton	1	0	0	0	0	0	0	0	0	0	0	1	0.0	Christopher DiDomenico	1	0	0	0	1	0	0	0	0	0	0	0	0.0
Joel Hanley	1	0	0	0	-1	0	0	0	0	0	0	1	0.0	Max McCormick	1	0	0	0	0	0	0	0	0	0	0	1	0.0
Niklas Hjalmarsson	1	0	0	0	0	0	0	0	0	0	0	0	0.0	Jim O'Brien	1	0	0	0	0	0	0	0	0	0	0	0	0.0
Richard Panik	1	0	0	0	0	0	0	0	0	0	0	1	0.0	Magnus Paajarvi	1	0	0	0	0	0	0	0	0	0	0	0	0.0
Tobias Rieder	1	0	0	0	0	2	0	0	0	0	0	2	0.0	Dion Phaneuf	1	0	0	0	1	0	0	0	0	0	0	1	0.0
Zac Rinaldo	1	0	0	0	-1	0	0	0	0	0	0	0	0.0	Zack Smith	1	0	0	0	0	2	0	0	0	0	0	1	0.0
Luke Schenn	1	0	0	0	0	2	0	0	0	0	0	1	0.0	Nate Thompson	1	0	0	0	-1	0	0	0	0	0	0	0	0.0

POWER PLAY: 1-6 16.7% / PENALTY KILLING: 7-7 100.0%

POWER PLAY: 0-7 0.0% / PENALTY KILLING: 5-6 83.3%

GOALTENDING

COYOTES											SENATORS										
Goalie	GP	Min	W-L-OT	SO	GA	SA	SV	GAA	SV%		Goalie	GP	Min	W-L-OT	SO	GA	SA	SV	GAA	SV%	
Antti Raanta	2	121	2-0-0	0	3	56	53	1.49	.946		Mike Condon	2	120	0-1-1	0	5	55	50	2.49	.909	

GOALS BY PERIOD

COYOTES					SENATORS				
1	2	3	OT	TOT	1	2	3	OT	TOT
2	1	1	1	5	2	1	0	0	3

SHOTS BY PERIOD

COYOTES					SENATORS				
1	2	3	OT	TOT	1	2	3	OT	TOT
20	16	18	1	55	16	24	15	1	56

SEE RECORDS SECTION FOR "ALL TIME VS THE SENATORS" BREAKDOWN



PHILADELPHIA FLYERS

2017-18 SEASON SERIES - Won: 1 Lost: 0 OT: 1

LAST TIME VS THE FLYERS...

Last Home Win: October 15, 2016 (4-3)
 Last Home Loss: February 10, 2018 (4-3, SO)
 Last Home Tie: April 4, 1994 (2-2)
 Last Road Win: October 30, 2017 (4-3, OT)
 Last Road Loss: February 27, 2016 (4-2)
 Last Road Tie: None

AT ARIZONA	COYOTES	FLYERS	ATTEND	GOALTENDERS	W. GOAL
Feb 10 '18**	Coyotes 3	Flyers 4	13,004	Antti Raanta vs Brian Elliott, Michal Neuvirth	Nolan Patrick

AT PHILADELPHIA	COYOTES	FLYERS	ATTEND	GOALTENDERS	W. GOAL
Oct 30 '17*	Coyotes 4	Flyers 3	18,731	Scott Wedgewood vs Brian Elliott	Alex Goligoski

* - Overtime ** - Shootout

INDIVIDUAL SCORING

COYOTES														FLYERS														
Player	GP	G	A	P	+/-	PIM	PP	SH	GW	GT	EN	S	S%	Player	GP	G	A	P	+/-	PIM	PP	SH	GW	GT	EN	S	S%	
Alex Goligoski	2	2	1	3	3	0	0	0	1	0	0	3	66.7	Sean Couturier	2	2	1	3	-1	2	1	0	0	0	0	6	33.3	
Niklas Hjalmarsson	2	0	3	3	1	2	0	0	0	0	0	3	0.0	Claude Giroux	2	1	2	3	0	0	1	0	0	0	0	3	33.3	
Jason Demers	2	1	1	2	1	0	0	0	0	0	0	5	20.0	Ivan Provorov	2	0	3	3	1	0	0	0	0	0	0	13	0.0	
Max Domi	2	0	2	2	1	0	0	0	0	0	0	6	0.0	Jordan Weal	2	1	1	2	-1	2	0	0	0	0	0	3	33.3	
Clayton Keller	2	0	2	2	2	0	0	0	0	0	0	5	0.0	Shayne Gostisbehere	1	0	2	2	-1	0	0	0	0	0	0	0	4	0.0
Christian Dvorak	2	1	0	1	1	2	0	0	0	0	0	5	20.0	Michael Raffl	2	1	0	1	1	0	0	0	0	0	0	2	50.0	
Jordan Martinook	2	1	0	1	0	2	0	0	0	0	0	4	25.0	Wayne Simmonds	2	1	0	1	-2	2	1	0	0	0	0	7	14.3	
Brendan Perlini	2	1	0	1	2	0	1	0	0	0	0	3	33.3	Valtteri Filppula	2	0	1	1	0	0	0	0	0	0	0	1	0.0	
Zac Rinaldo	2	1	0	1	0	0	0	0	0	0	0	1	100.0	Scott Laughton	2	0	1	1	0	0	0	0	0	0	0	1	0.0	
Oliver Ekman-Larsson	2	0	1	1	1	0	0	0	0	0	0	4	0.0	Jakub Voracek	2	0	1	1	-1	8	0	0	0	0	0	10	0.0	
Christian Fischer	2	0	1	1	1	0	0	0	0	0	0	5	0.0	Radko Gudas	2	0	0	0	-2	0	0	0	0	0	0	4	0.0	
Brad Richardson	2	0	1	1	0	2	0	0	0	0	0	4	0.0	Robert Hagg	2	0	0	0	0	0	0	0	0	0	0	4	0.0	
Derek Stepan	2	0	1	1	0	2	0	0	0	0	0	5	0.0	Travis Konecny	2	0	0	0	0	0	0	0	0	0	0	3	0.0	
Kevin Connauton	2	0	0	0	1	0	0	0	0	0	0	2	0.0	Jori Lehtera	2	0	0	0	0	0	0	0	0	0	0	0	0.0	
Nick Cousins	2	0	0	0	0	0	0	0	0	0	0	2	0.0	Brandon Manning	2	0	0	0	-1	0	0	0	0	0	0	5	0.0	
Tobias Rieder	2	0	0	0	0	0	0	0	0	0	0	1	0.0	Mark Alt	1	0	0	0	-1	0	0	0	0	0	0	2	0.0	
Jakob Chychrun	1	0	0	0	-1	0	0	0	0	0	0	1	0.0	Taylor Leier	1	0	0	0	0	0	0	0	0	0	0	2	0.0	
Mario Kempe	1	0	0	0	0	0	0	0	0	0	0	1	0.0	Andrew MacDonald	1	0	0	0	0	0	0	0	0	0	0	2	0.0	
Richard Panik	1	0	0	0	1	2	0	0	0	0	0	1	0.0	Nolan Patrick	1	0	0	0	-1	0	0	0	0	0	0	0	0.0	
Luke Schenn	1	0	0	0	-1	2	0	0	0	0	0	0	0.0	Matt Read	1	0	0	0	0	0	0	0	0	0	0	0	0.0	
														Travis Sanheim	1	0	0	0	-2	0	0	0	0	0	0	1	0.0	
														Dale Weise	1	0	0	0	0	2	0	0	0	0	0	1	0.0	

POWER PLAY: 1-5 20.0% / PENALTY KILLING: 2-5 40.0%

POWER PLAY: 3-5 60.0% / PENALTY KILLING: 4-5 80.0%

GOALTENDING

COYOTES											FLYERS										
Goalie	GP	Min	W-L-OT	SO	GA	SA	SV	GAA	SV%	Goalie	GP	Min	W-L-OT	SO	GA	SA	SV	GAA	SV%		
Scott Wedgewood	1	65	1-0-0	0	3	31	28	2.78	.903	Brian Elliott	2	128	0-0-1	0	7	61	54	3.29	.885		
Antti Raanta	1	65	0-0-1	0	3	43	40	2.77	.930												

GOALS BY PERIOD

COYOTES					FLYERS				
1	2	3	OT	TOT	1	2	3	OT	TOT
3	1	2	1	7	2	1	3	0	6

SHOTS BY PERIOD

COYOTES					FLYERS				
1	2	3	OT	TOT	1	2	3	OT	TOT
23	21	11	6	61	19	18	35	2	74

SEE RECORDS SECTION FOR "ALL TIME VS THE FLYERS" BREAKDOWN



PITTSBURGH PENGUINS

2017-18 SEASON SERIES - Won: 0 Lost: 2 OT: 0

AT ARIZONA	COYOTES	PENGUINS	ATTEND	GOALTENDERS	W. GOAL
Dec 16 '17	Coyotes 2	Penguins 4	13,051	Antti Raanta vs Matt Murray	Olli Maatta

AT PITTSBURGH	COYOTES	PENGUINS	ATTEND	GOALTENDERS	W. GOAL
Nov 07 '17	Coyotes 1	Penguins 3	18,498	Antti Raanta vs Matt Murray	Evgeni Malkin

LAST TIME VS THE PENGUINS...

- Last Home Win: February 11, 2017 (4-3)
- Last Home Loss: December 16, 2017 (4-2)
- Last Home Tie: December 12, 1997 (2-2)
- Last Road Win: March 25, 2014 (3-2)
- Last Road Loss: November 7, 2017 (3-1)
- Last Road Tie: None

* - Overtime ** - Shootout

INDIVIDUAL SCORING

COYOTES													PENGUINS															
Player	GP	G	A	P	+/-	PIM	PP	SH	GW	GT	EN	S	S%	Player	GP	G	A	P	+/-	PIM	PP	SH	GW	GT	EN	S	S%	
Nick Cousins	2	1	0	1	0	0	0	0	0	0	0	2	50.0	Evgeni Malkin	2	2	3	5	3	2	0	0	1	0	0	10	20.0	
Max Domi	2	1	0	1	0	8	0	0	0	0	0	5	20.0	Phil Kessel	2	1	3	4	2	0	1	0	0	0	0	7	14.3	
Tobias Rieder	2	1	0	1	-1	0	0	0	0	0	0	5	20.0	Patric Hornqvist	2	0	2	2	0	0	0	0	0	0	0	0	5	0.0
Oliver Ekman-Larsson	2	0	1	1	-1	2	0	0	0	0	0	3	0.0	Sidney Crosby	2	1	0	1	-1	2	0	0	0	0	1	2	50.0	
Christian Fischer	2	0	1	1	-1	0	0	0	0	0	0	1	0.0	Olli Maatta	2	1	0	1	0	0	0	0	1	0	0	6	16.7	
Clayton Keller	2	0	1	1	0	2	0	0	0	0	0	1	0.0	Carter Rowney	1	1	0	1	0	0	0	1	0	0	0	1	100.0	
Jordan Martinook	2	0	1	1	-2	2	0	0	0	0	0	2	0.0	Justin Schultz	1	1	0	1	0	0	0	0	0	0	0	3	33.3	
Brad Richardson	2	0	1	1	-2	0	0	0	0	0	0	0	0.0	Jake Guentzel	2	0	1	1	2	0	0	0	0	0	0	3	0.0	
Kevin Connauton	2	0	0	0	-1	2	0	0	0	0	0	1	0.0	Bryan Rust	2	0	1	1	1	0	0	0	0	0	0	2	0.0	
Jason Demers	2	0	0	0	0	0	0	0	0	0	0	4	0.0	Conor Sheary	2	0	1	1	0	0	0	0	0	0	0	6	0.0	
Christian Dvorak	2	0	0	0	1	0	0	0	0	0	0	1	0.0	Ian Cole	2	0	0	0	0	4	0	0	0	0	0	4	0.0	
Alex Goligoski	2	0	0	0	2	0	0	0	0	0	0	3	0.0	Brian Dumoulin	2	0	0	0	3	0	0	0	0	0	0	1	0.0	
Brendan Perlini	2	0	0	0	-2	0	0	0	0	0	0	2	0.0	Carl Hagelin	2	0	0	0	0	0	0	0	0	0	0	3	0.0	
Luke Schenn	2	0	0	0	-3	0	0	0	0	0	0	1	0.0	Kris Letang	2	0	0	0	3	0	0	0	0	0	0	7	0.0	
Derek Stepan	2	0	0	0	-3	2	0	0	0	0	0	6	0.0	Ryan Reaves	2	0	0	0	0	0	0	0	0	0	0	1	0.0	
Jakob Chychrun	1	0	0	0	1	0	0	0	0	0	0	2	0.0	Chad Ruhwedel	2	0	0	0	0	0	0	0	0	0	0	5	0.0	
Anthony Duclair	1	0	0	0	0	0	0	0	0	0	0	1	0.0	Riley Sheahan	2	0	0	0	1	0	0	0	0	0	0	0	0.0	
Mario Kempe	1	0	0	0	-1	0	0	0	0	0	0	1	0.0	Matt Hunwick	1	0	0	0	0	0	0	0	0	0	0	1	0.0	
Dakota Mermis	1	0	0	0	0	0	0	0	0	0	0	0	0.0	Tom Kuhnhackl	1	0	0	0	0	0	0	0	0	0	0	2	0.0	
Zac Rinaldo	1	0	0	0	-1	0	0	0	0	0	0	1	0.0	Greg McKeeg	1	0	0	0	0	0	0	0	0	0	0	0	0.0	
Dylan Strome	1	0	0	0	0	0	0	0	0	0	0	0	0.0	Dominik Simon	1	0	0	0	0	0	0	0	0	0	0	1	0.0	

POWER PLAY: 0-3 0.0% / PENALTY KILLING: 9-10 90.0%

POWER PLAY: 1-10 10.0% / PENALTY KILLING: 3-3 100.0%

GOALTENDING

COYOTES										PENGUINS									
Goalie	GP	Min	W-L-OT	SO	GA	SA	SV	GAA	SV%	Goalie	GP	Min	W-L-OT	SO	GA	SA	SV	GAA	SV%
Antti Raanta	2	118	0-2-0	0	6	69	63	3.04	.913	Matt Murray	2	120	2-0-0	0	3	42	39	1.50	.929

GOALS BY PERIOD

COYOTES					PENGUINS				
1	2	3	OT	TOT	1	2	3	OT	TOT
0	1	2	0	3	2	2	3	0	7

SHOTS BY PERIOD

COYOTES					PENGUINS				
1	2	3	OT	TOT	1	2	3	OT	TOT
13	13	16	0	42	21	32	17	0	70

SEE RECORDS SECTION FOR "ALL TIME VS THE PENGUINS" BREAKDOWN



SAN JOSE SHARKS

2017-18 SEASON SERIES - Won: 1 Lost: 1 OT: 2

AT ARIZONA	COYOTES	SHARKS	ATTEND	GOALTENDERS	W. GOAL
Jan 16 '18**	Coyotes 2	Sharks 3	11,961	Antti Raanta vs Aaron Dell	Joe Pavelski
Nov 22 '17	Coyotes 1	Sharks 3	11,214	Scott Wedgewood, Antti Raanta vs Martin Jones	Logan Couture

LAST TIME VS THE SHARKS...

Last Home Win: November 19, 2016 (3-2)
 Last Home Loss: January 16, 2018 (3-2 SO)
 Last Home Tie: October 19, 1995 (3-3)
 Last Road Win: February 13, 2018 (2-1)
 Last Road Loss: January 13, 2018 (6-5 OT)
 Last Road Tie: October 25, 2003 (4-4)

AT SAN JOSE	COYOTES	SHARKS	ATTEND	GOALTENDERS	W. GOAL
Feb 13 '18	Coyotes 2	Sharks 1	17,125	Scott Wedgewood, Antti Raanta vs Martin Jones	Alex Goligoski
Jan 13 '18*	Coyotes 5	Sharks 6	17,562	Scott Wedgewood vs Martin Jones, Aaron Dell	Marc-Edouard Vlasic

* - Overtime ** - Shootout

INDIVIDUAL SCORING

COYOTES

Player	GP	G	A	P	+/-	PIM	PP	SH	GW	GT	EN	S	S%
Oliver Ekman-Larsson	4	1	2	3	-3	2	0	0	0	0	0	6	16.7
Brad Richardson	4	1	2	3	1	2	0	0	0	0	0	5	20.0
Derek Stepan	4	1	2	3	0	4	0	0	0	0	0	9	11.1
Alex Goligoski	4	2	0	2	0	0	1	0	1	0	0	7	28.6
Christian Fischer	4	1	1	2	-4	0	0	0	0	0	0	13	7.7
Brendan Perlini	4	1	1	2	-1	0	0	0	0	0	0	8	12.5
Kevin Connauton	3	1	1	2	-1	0	0	0	0	0	0	6	16.7
Christian Dvorak	4	0	2	2	-1	2	0	0	0	0	0	4	0.0
Nick Cousins	3	0	2	2	3	0	0	0	0	0	0	5	0.0
Jordan Martinook	4	1	0	1	2	0	0	0	0	0	0	3	33.3
Josh Archibald	3	1	0	1	1	2	0	0	0	0	0	2	50.0
Jason Demers	4	0	1	1	4	0	0	0	0	0	0	4	0.0
Clayton Keller	4	0	1	1	0	0	0	0	0	0	0	10	0.0
Tobias Rieder	4	0	1	1	-1	0	0	0	0	0	0	5	0.0
Jakob Chychrun	3	0	1	1	1	0	0	0	0	0	0	0	0.0
Richard Panik	2	0	1	1	1	0	0	0	0	0	0	3	0.0
Max Domi	4	0	0	0	-3	2	0	0	0	0	0	6	0.0
Niklas Hjalmarsson	4	0	0	0	0	2	0	0	0	0	0	4	0.0
Zac Rinaldo	3	0	0	0	-1	2	0	0	0	0	0	2	0.0
Luke Schenn	2	0	0	0	-1	0	0	0	0	0	0	2	0.0
Anthony Duclair	1	0	0	0	-1	0	0	0	0	0	0	2	0.0

POWER PLAY: 1-8 12.5% / PENALTY KILLING: 6-8 75.0%

SHARKS

Player	GP	G	A	P	+/-	PIM	PP	SH	GW	GT	EN	S	S%
Joe Thornton	3	3	2	5	1	0	1	0	0	0	0	5	60.0
Brent Burns	4	0	5	5	3	2	0	0	0	0	0	15	0.0
Joonas Donskoi	4	2	2	4	4	2	0	0	0	0	0	9	22.2
Joe Pavelski	4	1	3	4	1	0	1	0	0	0	0	11	9.1
Mikkel Boedker	4	2	1	3	3	0	0	0	0	0	0	9	22.2
Logan Couture	4	2	1	3	1	4	0	0	1	0	0	10	20.0
Marc-Edouard Vlasic	4	1	1	2	0	0	0	0	1	0	0	9	11.1
Justin Braun	4	0	2	2	-1	0	0	0	0	0	0	6	0.0
Joel Ward	2	1	0	1	1	2	0	0	0	0	1	2	50.0
Tomas Hertl	4	0	1	1	0	2	0	0	0	0	0	6	0.0
Joakim Ryan	4	0	1	1	3	0	0	0	0	0	0	8	0.0
Chris Tierney	4	0	1	1	3	0	0	0	0	0	0	7	0.0
Brenden Dillon	4	0	0	0	-3	0	0	0	0	0	0	2	0.0
Kevin Labanc	4	0	0	0	0	2	0	0	0	0	0	6	0.0
Timo Meier	4	0	0	0	1	0	0	0	0	0	0	10	0.0
Dylan DeMelo	3	0	0	0	-1	0	0	0	0	0	0	5	0.0
Barclay Goodrow	3	0	0	0	-5	2	0	0	0	0	0	4	0.0
Melker Karlsson	3	0	0	0	-5	0	0	0	0	0	0	3	0.0
Danny O'Regan	2	0	0	0	-1	0	0	0	0	0	0	1	0.0
Ryan Carpenter	1	0	0	0	0	0	0	0	0	0	0	1	0.0
Jannik Hansen	1	0	0	0	1	0	0	0	0	0	0	3	0.0
Tim Heed	1	0	0	0	0	0	0	0	0	0	0	1	0.0
Marcus Sorensen	1	0	0	0	-2	0	0	0	0	0	0	0	0.0

POWER PLAY: 2-8 25.0% / PENALTY KILLING: 7-8 87.5%

GOALTENDING

COYOTES

Goalie	GP	Min	W-L-OT	SO	GA	SA	SV	GAA	SV%
Scott Wedgewood	3	147	1-1-1	0	9	89	80	3.66	.899
Antti Raanta	3	99	0-0-1	0	2	43	41	1.21	.953

SHARKS

Goalie	GP	Min	W-L-OT	SO	GA	SA	SV	GAA	SV%
Aaron Dell	2	112	2-0-0	0	4	47	43	2.15	.915
Martin Jones	3	131	1-1-0	0	6	59	53	2.74	.898

GOALS BY PERIOD

COYOTES

1	2	3	OT	TOT
4	2	4	0	10

SHARKS

1	2	3	OT	TOT
6	3	2	1	12

SHOTS BY PERIOD

COYOTES

1	2	3	OT	TOT
35	34	33	4	106

SHARKS

1	2	3	OT	TOT
53	39	36	5	133

SEE RECORDS SECTION FOR "ALL TIME VS THE SHARKS" BREAKDOWN



ST. LOUIS BLUES

2017-18 SEASON SERIES - Won: 2 Lost: 0 OT: 1

AT ARIZONA	COYOTES	BLUES	ATTEND	GOALTENDERS	W. GOAL
Mar 31 '18	Coyotes 6	Blues 0	17,380	Antti Raanta vs Jake Allen, Carter Hutton	Luke Schenn

AT ST. LOUIS	COYOTES	BLUES	ATTEND	GOALTENDERS	W. GOAL
Jan 20 '18	Coyotes 5	Blues 2	19,235	Antti Raanta vs Jake Allen, Carter Hutton	Christian Dvorak
Nov 09 '17**	Coyotes 2	Blues 3	18,156	Antti Raanta vs Carter Hutton	Brayden Schenn

* - Overtime ** - Shootout

LAST TIME VS THE BLUES...

Last Home Win:	March 31, 2018 (6-0)
Last Home Loss:	March 29, 2017 (3-1)
Last Home Tie:	December 20, 2002 (3-3)
Last Road Win:	January 20, 2018 (5-2)
Last Road Loss:	November 9, 2017 (3-2 SO)
Last Road Tie:	December 20, 2003 (1-1)

INDIVIDUAL SCORING

COYOTES													BLUES															
Player	GP	G	A	P	+/-	PIM	PP	SH	GW	GT	EN	S	S%	Player	GP	G	A	P	+/-	PIM	PP	SH	GW	GT	EN	S	S%	
Max Domi	3	0	5	5	4	0	0	0	0	0	0	3	0.0	Brayden Schenn	3	1	1	2	-1	2	1	0	0	0	0	6	16.7	
Brendan Perlini	3	3	0	3	2	0	1	0	0	0	0	9	33.3	Joel Edmundson	3	1	0	1	-6	4	0	0	0	0	0	10	10.0	
Christian Dvorak	2	2	1	3	1	2	0	0	1	0	0	9	22.2	Alex Pietrangelo	3	1	0	1	-6	0	0	0	0	0	0	6	6.7	
Oliver Ekman-Larsson	3	1	2	3	5	0	1	0	0	0	0	14	7.1	Alexander Steen	3	1	0	1	-5	0	1	0	0	0	0	9	11.1	
Richard Panik	2	1	2	3	2	0	0	0	0	0	0	2	50.0	Vince Dunn	3	0	1	1	-1	0	0	0	0	0	0	0	9	0.0
Clayton Keller	3	0	3	3	3	0	0	0	0	0	0	12	0.0	Dmitrij Jaskin	3	0	1	1	-2	2	0	0	0	0	0	0	5	0.0
Dylan Strome	1	0	3	3	3	0	0	0	0	0	0	0	0.0	Vladimir Tarasenko	3	0	1	1	-2	0	0	0	0	0	0	0	12	0.0
Zac Rinaldo	3	2	0	2	2	9	0	0	0	0	0	5	40.0	Chris Thorburn	3	0	1	1	-1	5	0	0	0	0	0	0	0	0.0
Christian Fischer	3	1	1	2	2	2	1	0	0	0	0	12	8.3	Patrik Berglund	2	0	1	1	-1	2	0	0	0	0	0	0	5	0.0
Luke Schenn	3	1	1	2	3	7	0	0	1	0	0	1	100.0	Robert Bortuzzo	3	0	0	0	-2	2	0	0	0	0	0	0	0	0.0
Jakob Chychrun	2	1	1	2	4	0	0	0	0	0	0	4	25.0	Kyle Brodziak	3	0	0	0	-1	7	0	0	0	0	0	0	2	0.0
Derek Stepan	3	0	2	2	2	2	0	0	0	0	0	10	0.0	Colton Parayko	3	0	0	0	-1	0	0	0	0	0	0	0	13	0.0
Alex Goligoski	3	1	0	1	4	0	0	0	0	0	0	7	14.3	Vladimir Sobotka	3	0	0	0	-3	0	0	0	0	0	0	0	1	0.0
Brad Richardson	3	0	1	1	0	0	0	0	0	0	0	1	0.0	Ivan Barbashev	2	0	0	0	-1	0	0	0	0	0	0	0	4	0.0
Kevin Connauton	2	0	1	1	0	0	0	0	0	0	0	3	0.0	Magnus Paajarvi	2	0	0	0	0	0	0	0	0	0	0	0	0	0.0
Jason Demers	2	0	1	1	1	2	0	0	0	0	0	1	0.0	Jaden Schwartz	2	0	0	0	0	2	0	0	0	0	0	0	6	0.0
Tobias Rieder	2	0	1	1	1	0	0	0	0	0	0	4	0.0	Paul Stastny	2	0	0	0	-2	0	0	0	0	0	0	0	6	0.0
Anthony Duclair	1	0	1	1	0	0	0	0	0	0	0	0	0.0	Oskar Sundqvist	2	0	0	0	-3	2	0	0	0	0	0	0	0	0.0
Jordan Martinook	3	0	0	0	-1	0	0	0	0	0	0	3	0.0	Scottie Upshall	2	0	0	0	0	0	0	0	0	0	0	0	2	0.0
Nick Cousins	2	0	0	0	1	0	0	0	0	0	0	1	0.0	Jay Bouwmeester	1	0	0	0	0	0	0	0	0	0	0	0	0	0.0
Josh Archibald	1	0	0	0	0	0	0	0	0	0	0	2	0.0	Carl Gunnarsson	1	0	0	0	0	0	0	0	0	0	0	0	1	0.0
Niklas Hjalmarsson	1	0	0	0	0	0	0	0	0	0	0	2	0.0	Mitch Reinke	1	0	0	0	0	0	0	0	0	0	0	0	1	0.0
Mario Kempe	1	0	0	0	1	2	0	0	0	0	0	0	0.0	Tage Thompson	1	0	0	0	-1	0	0	0	0	0	0	0	1	0.0
Dakota Mermis	1	0	0	0	-1	0	0	0	0	0	0	1	0.0															
Trevor Murphy	1	0	0	0	0	0	0	0	0	0	0	0	0.0															

POWER PLAY: 3-8 37.5% / PENALTY KILLING: 5-7 71.4%

POWER PLAY: 2-7 28.6% / PENALTY KILLING: 5-8 62.5%

GOALTENDING

COYOTES											BLUES										
Goalie	GP	Min	W-L-OT	SO	GA	SA	SV	GAA	SV%		Goalie	GP	Min	W-L-OT	SO	GA	SA	SV	GAA	SV%	
Antti Raanta	3	185	2-0-1	1	4	99	95	1.30	.960		Carter Hutton	3	108	1-1-0	0	9	60	51	4.99	.850	
											Jake Allen	2	76	0-1-0	0	4	46	42	3.14	.913	

GOALS BY PERIOD

COYOTES					BLUES				
1	2	3	OT	TOT	1	2	3	OT	TOT
5	6	2	0	13	0	2	2	0	4

SHOTS BY PERIOD

COYOTES					BLUES				
1	2	3	OT	TOT	1	2	3	OT	TOT
43	34	25	4	106	25	28	39	7	99

SEE RECORDS SECTION FOR "ALL TIME VS THE BLUES" BREAKDOWN



TAMPA BAY LIGHTNING

2017-18 SEASON SERIES - Won: 1 Lost: 1 OT: 0

AT ARIZONA	COYOTES	LIGHTNING	ATTEND	GOALTENDERS	W. GOAL
Dec 14 '17	Coyotes 1	Lightning 4	11,591	Antti Raanta vs Andrei Vasilevskiy	Brayden Point

LAST TIME VS THE LIGHTNING...

Last Home Win: January 21, 2017 (5-3)
 Last Home Loss: December 14, 2017 (4-1)
 Last Home Tie: None
 Last Road Win: March 26, 2018 (4-1)
 Last Road Loss: February 23, 2016 (2-1)
 Last Road Tie: None

AT TAMPA BAY	COYOTES	LIGHTNING	ATTEND	GOALTENDERS	W. GOAL
Mar 26 '18	Coyotes 4	Lightning 1	19,092	Antti Raanta vs Louis Domingue	Jakob Chychrun

* - Overtime ** - Shootout

INDIVIDUAL SCORING

COYOTES													LIGHTNING															
Player	GP	G	A	P	+/-	PIM	PP	SH	GW	GT	EN	S	S%	Player	GP	G	A	P	+/-	PIM	PP	SH	GW	GT	EN	S	S%	
Clayton Keller	2	2	1	3	0	0	1	0	0	0	1	10	20.0	Nikita Kucherov	2	2	1	3	0	0	1	0	0	0	0	7	28.6	
Brendan Perlini	2	1	1	2	1	0	0	0	0	0	0	7	14.3	Tyler Johnson	2	1	1	2	0	2	0	0	0	0	0	4	25.0	
Jakob Chychrun	2	1	0	1	0	0	1	0	1	0	0	4	25.0	Brayden Point	2	1	1	2	-1	5	0	0	1	0	0	1	100.0	
Trevor Murphy	1	1	0	1	1	0	0	0	0	0	0	2	50.0	Victor Hedman	2	0	2	2	1	0	0	0	0	0	0	0	11	0.0
Kevin Connauton	2	0	1	1	3	0	0	0	0	0	0	4	0.0	Vladislav Namestnikov	1	1	0	1	1	0	1	0	0	0	0	0	1	100.0
Nick Cousins	2	0	1	1	1	5	0	0	0	0	0	4	0.0	Ondrej Palat	2	0	1	1	0	0	0	0	0	0	0	0	3	0.0
Alex Goligoski	2	0	1	1	0	2	0	0	0	0	0	1	0.0	Anton Stralman	2	0	1	1	0	2	0	0	0	0	0	0	3	0.0
Jordan Martinook	2	0	1	1	0	4	0	0	0	0	0	2	0.0	J.T. Miller	1	0	1	1	-2	0	0	0	0	0	0	0	2	0.0
Derek Stepan	2	0	1	1	0	0	0	0	0	0	0	6	0.0	Steven Stamkos	1	0	1	1	1	0	0	0	0	0	0	0	5	0.0
Dylan Strome	2	0	1	1	1	0	0	0	0	0	0	1	0.0	Dan Girardi	2	0	0	0	1	0	0	0	0	0	0	0	4	0.0
Richard Panik	1	0	1	1	1	0	0	0	0	0	0	1	0.0	Yanni Gourde	2	0	0	0	-2	0	0	0	0	0	0	0	4	0.0
Max Domi	2	0	0	0	-1	4	0	0	0	0	0	4	0.0	Alex Killorn	2	0	0	0	0	4	0	0	0	0	0	0	1	0.0
Christian Dvorak	2	0	0	0	-1	0	0	0	0	0	0	2	0.0	Slater Koekkoek	2	0	0	0	1	0	0	0	0	0	0	0	3	0.0
Oliver Ekman-Larsson	2	0	0	0	-2	0	0	0	0	0	0	4	0.0	Chris Kunitz	2	0	0	0	0	7	0	0	0	0	0	0	1	0.0
Christian Fischer	2	0	0	0	0	0	0	0	0	0	0	4	0.0	Cedric Paquette	2	0	0	0	0	4	0	0	0	0	0	0	2	0.0
Brad Richardson	2	0	0	0	0	5	0	0	0	0	0	2	0.0	Mikhail Sergachev	2	0	0	0	0	2	0	0	0	0	0	0	5	0.0
Luke Schenn	2	0	0	0	0	2	0	0	0	0	0	4	0.0	Ryan Callahan	1	0	0	0	1	0	0	0	0	0	0	0	5	0.0
Josh Archibald	1	0	0	0	0	0	0	0	0	0	0	0	0.0	Anthony Cirelli	1	0	0	0	0	0	0	0	0	0	0	0	0	0.0
Jason Demers	1	0	0	0	-2	2	0	0	0	0	0	1	0.0	Braydon Coburn	1	0	0	0	0	0	0	0	0	0	0	0	1	0.0
Anthony Duclair	1	0	0	0	-2	0	0	0	0	0	0	2	0.0	Cory Conacher	1	0	0	0	0	2	0	0	0	0	0	0	3	0.0
Tobias Rieder	1	0	0	0	0	0	0	0	0	0	0	3	0.0	Jake Dotchin	1	0	0	0	1	0	0	0	0	0	0	0	1	0.0
														Adam Erne	1	0	0	0	0	0	0	0	0	0	0	0	1	0.0
														Ryan McDonagh	1	0	0	0	-3	0	0	0	0	0	0	0	0	0.0

POWER PLAY: 2-7 28.6% / PENALTY KILLING: 3-5 60.0%

POWER PLAY: 2-5 40.0% / PENALTY KILLING: 5-7 71.5%

GOALTENDING

COYOTES										LIGHTNING									
Goalie	GP	Min	W-L-OT	SO	GA	SA	SV	GAA	SV%	Goalie	GP	Min	W-L-OT	SO	GA	SA	SV	GAA	SV%
Antti Raanta	2	120	1-1-0	0	5	68	63	2.50	.926	Andrei Vasilevskiy	1	60	1-0-0	0	1	33	32	1.00	.970
										Louis Domingue	1	58	0-1-0	0	3	34	31	3.08	.912

GOALS BY PERIOD

COYOTES					LIGHTNING				
1	2	3	OT	TOT	1	2	3	OT	TOT
0	3	2	0	5	2	1	2	0	5

SHOTS BY PERIOD

COYOTES					LIGHTNING				
1	2	3	OT	TOT	1	2	3	OT	TOT
22	20	26	0	68	26	22	20	0	68

SEE RECORDS SECTION FOR "ALL TIME VS THE LIGHTNING" BREAKDOWN



TORONTO MAPLE LEAFS

2017-18 SEASON SERIES - Won: 1 Lost: 1 OT: 0

AT ARIZONA	COYOTES	MAPLE LEAFS	ATTEND	GOALTENDERS	W. GOAL
Dec 28 '17	Coyotes 4	Maple Leafs 7	17,125	Scott Wedgewood vs Fredrik Andersen	William Nylander

AT TORONTO	COYOTES	MAPLE LEAFS	ATTEND	GOALTENDERS	W. GOAL
Nov 20 '17	Coyotes 4	Maple Leafs 1	19,196	Antti Raanta vs Fredrik Andersen	Oliver Ekman-Larsson

* - Overtime ** - Shootout

LAST TIME VS THE MAPLE LEAFS...

Last Home Win:	December 22, 2015 (3-2)
Last Home Loss:	December 28, 2017 (7-4)
Last Home Tie:	March 27, 1997 (1-1)
Last Road Win:	November 20, 2017 (4-1)
Last Road Loss:	December 19, 2013 (2-1 SO)
Last Road Tie:	March 13, 1996 (3-3)

INDIVIDUAL SCORING

COYOTES													MAPLE LEAFS															
Player	GP	G	A	P	+/-	PIM	PP	SH	GW	GT	EN	S	S%	Player	GP	G	A	P	+/-	PIM	PP	SH	GW	GT	EN	S	S%	
Tobias Rieder	2	1	2	3	1	0	0	0	0	0	1	4	25.0	Mitchell Marner	2	1	3	4	-2	2	0	0	0	0	0	2	50.0	
Clayton Keller	2	0	3	3	0	0	0	0	0	0	0	5	0.0	Patrick Marleau	2	2	1	3	0	0	1	0	0	0	0	7	28.6	
Brendan Perlini	2	2	0	2	-2	0	1	0	0	0	0	3	66.7	William Nylander	2	1	1	2	2	0	0	0	1	0	0	2	50.0	
Max Domi	2	1	1	2	1	2	0	0	0	0	1	5	20.0	James van Riemsdyk	2	1	1	2	-1	0	1	0	0	0	0	7	14.3	
Jordan Martinook	2	1	1	2	2	0	0	0	0	0	0	2	50.0	Morgan Rielly	2	0	2	2	3	0	0	0	0	0	0	0	9	0.0
Derek Stepan	2	0	2	2	-1	0	0	0	0	0	0	1	0.0	Connor Brown	2	1	0	1	0	0	0	0	0	0	1	4	25.0	
Oliver Ekman-Larsson	2	1	0	1	-3	0	1	0	1	0	0	9	11.1	Zach Hyman	2	1	0	1	1	2	0	1	0	0	0	6	16.7	
Christian Fischer	2	1	0	1	0	0	1	0	0	0	0	4	25.0	Auston Matthews	2	1	0	1	0	0	0	0	0	0	0	4	25.0	
Josh Archibald	1	1	0	1	-3	0	0	0	0	0	0	1	100.0	Tyler Bozak	2	0	1	1	-1	0	0	0	0	0	0	3	0.0	
Anthony Duclair	2	0	1	1	0	4	0	0	0	0	0	3	0.0	Jake Gardiner	2	0	1	1	-2	0	0	0	0	0	0	6	0.0	
Christian Dvorak	2	0	1	1	-2	0	0	0	0	0	0	5	0.0	Nazem Kadri	2	0	1	1	0	0	0	0	0	0	0	1	0.0	
Alex Goligoski	2	0	1	1	-2	0	0	0	0	0	0	1	0.0	Leo Komarov	2	0	1	1	3	0	0	0	0	0	0	1	0.0	
Luke Schenn	2	0	1	1	2	0	0	0	0	0	0	5	0.0	Andreas Borgman	2	0	0	0	0	6	0	0	0	0	0	0	0.0	
Jakob Chychrun	1	0	1	1	-1	0	0	0	0	0	0	7	0.0	Connor Carrick	2	0	0	0	-1	6	0	0	0	0	0	1	0.0	
Niklas Hjalmarsson	1	0	1	1	2	0	0	0	0	0	0	2	0.0	Ron Hainsey	2	0	0	0	3	2	0	0	0	0	0	1	0.0	
Brad Richardson	1	0	1	1	1	0	0	0	0	0	0	0	0.0	Matt Martin	2	0	0	0	-1	0	0	0	0	0	0	2	0.0	
Kevin Connauton	2	0	0	0	2	2	0	0	0	0	0	2	0.0	Dominic Moore	2	0	0	0	-1	4	0	0	0	0	0	1	0.0	
Nick Cousins	2	0	0	0	1	0	0	0	0	0	0	1	0.0	Roman Polak	1	0	0	0	2	0	0	0	0	0	0	2	0.0	
Jason Demers	2	0	0	0	-1	0	0	0	0	0	0	4	0.0	Nikita Zaitsev	1	0	0	0	-1	0	0	0	0	0	0	2	0.0	
Lawson Crouse	1	0	0	0	-3	0	0	0	0	0	0	0	0.0															
Zac Rinaldo	1	0	0	0	0	0	0	0	0	0	0	1	0.0															

POWER PLAY: 3-10 30.0% / PENALTY KILLING: 0-2 0.0%

POWER PLAY: 2-2 100.0% / PENALTY KILLING: 7-10 70.0%

GOALTENDING

COYOTES											MAPLE LEAFS										
Goalie	GP	Min	W-L-OT	SO	GA	SA	SV	GAA	SV%		Goalie	GP	Min	W-L-OT	SO	GA	SA	SV	GAA	SV%	
Antti Raanta	1	60	1-0-0	0	1	28	27	1.00	.964		Frederik Andersen	2	118	1-1-0	0	6	63	57	3.04	.905	
Scott Wedgewood	1	60	0-1-0	0	6	32	26	6.03	.812												

GOALS BY PERIOD

COYOTES					MAPLE LEAFS				
1	2	3	OT	TOT	1	2	3	OT	TOT
3	2	3	0	8	3	4	1	0	8

SHOTS BY PERIOD

COYOTES					MAPLE LEAFS				
1	2	3	OT	TOT	1	2	3	OT	TOT
24	19	22	0	65	19	19	23	0	61

SEE RECORDS SECTION FOR "ALL TIME VS THE MAPLE LEAFS" BREAKDOWN



VANCOUVER CANUCKS

2017-18 SEASON SERIES - Won: 2 Lost: 1 OT: 1

LAST TIME VS THE CANUCKS...

Last Home Win: March 11, 2018 (1-0)
 Last Home Loss: February 25, 2018 (3-1)
 Last Home Tie: April 2, 2003 (3-3)
 Last Road Win: March 7, 2018 (2-1)
 Last Road Loss: April 5, 2018 (4-3, OT)
 Last Road Tie: October 26, 2003 (3-3)

AT ARIZONA	COYOTES	CANUCKS	ATTEND	GOALTENDERS	W. GOAL
Mar 11 '18	Coyotes 1	Canucks 0	11,697	Darcy Kuemper vs. Jakob Markstrom	Oliver Ekman-Larsson
Feb 25 '18	Coyotes 1	Canucks 3	10,935	Darcy Kuemper vs. Jakob Markstrom	Daniel Sedin

AT VANCOUVER	COYOTES	CANUCKS	ATTEND	GOALTENDERS	W. GOAL
Apr 05 '18*	Coyotes 3	Canucks 4	18,865	Darcy Kuemper vs. Jakob Markstrom	Daniel Sedin
Mar 07 '18	Coyotes 2	Canucks 1	17,742	Darcy Kuemper vs. Jakob Markstrom	Derek Stepan

* - Overtime ** - Shootout

INDIVIDUAL SCORING

COYOTES												
Player	GP	G	A	P	+/-	PIM	PP	SH	GW	GT	EN	S %
Derek Stepan	4	2	2	4	0	2	0	0	1	0	0	9 22.2
Clayton Keller	4	1	3	4	0	0	1	0	0	0	0	15 6.7
Brendan Perlini	4	0	3	3	1	0	0	0	0	0	0	5 0.0
Oliver Ekman-Larsson	4	1	1	2	0	2	1	0	1	0	0	11 9.1
Christian Fischer	4	1	0	1	0	0	0	0	0	0	3	33.3
Alex Goligoski	3	1	0	1	-2	0	1	0	0	0	0	5 20.0
Dylan Strome	1	1	0	1	0	0	0	0	0	0	1	100.0
Max Domi	4	0	1	1	-1	0	0	0	0	0	2	0.0
Richard Panik	3	0	1	1	-1	2	0	0	0	0	0	8 0.0
Luke Schenn	2	0	1	1	1	2	0	0	0	0	0	4 0.0
Josh Archibald	4	0	0	0	1	0	0	0	0	0	0	6 0.0
Kevin Connauton	4	0	0	0	-1	0	0	0	0	0	0	4 0.0
Nick Cousins	4	0	0	0	-2	2	0	0	0	0	0	8 0.0
Jordan Martinook	4	0	0	0	-2	0	0	0	0	0	0	7 0.0
Brad Richardson	4	0	0	0	-2	4	0	0	0	0	0	8 0.0
Jakob Chychrun	3	0	0	0	0	2	0	0	0	0	0	5 0.0
Jason Demers	3	0	0	0	-2	2	0	0	0	0	0	3 0.0
Christian Dvorak	3	0	0	0	0	0	0	0	0	0	0	8 0.0
Niklas Hjalmarsson	3	0	0	0	1	0	0	0	0	0	0	0 0.0
Freddie Hamilton	2	0	0	0	0	0	0	0	0	0	0	3 0.0
Zac Rinaldo	2	0	0	0	0	0	0	0	0	0	0	2 0.0
Laurent Dauphin	1	0	0	0	0	0	0	0	0	0	0	1 0.0
Dakota Mermis	1	0	0	0	0	0	0	0	0	0	0	0 0.0
Trevor Murphy	1	0	0	0	-1	0	0	0	0	0	0	1 0.0

POWER PLAY: 3-13 23.1% / PENALTY KILLING: 7-9 77.8%

CANUCKS												
Player	GP	G	A	P	+/-	PIM	PP	SH	GW	GT	EN	S %
Daniel Sedin	4	4	0	4	1	4	2	0	2	0	0	14 28.6
Henrik Sedin	4	0	3	3	1	4	0	0	0	0	0	5 0.0
Brendan Leipsic	3	1	1	2	1	0	0	0	0	0	0	5 20.0
Alexander Edler	4	0	2	2	1	4	0	0	0	0	0	7 0.0
Troy Stecher	4	0	2	2	3	2	0	0	0	0	0	5 0.0
Darren Archibald	4	1	0	1	1	2	0	1	0	0	0	6 16.7
Jake Virtanen	4	1	0	1	0	2	0	0	0	0	0	7 14.3
Jussi Jokinen	3	1	0	1	1	0	0	0	0	0	0	3 33.3
Sam Gagner	4	0	1	1	-1	0	0	0	0	0	0	13 0.0
Bo Horvat	4	0	1	1	-1	0	0	0	0	0	0	10 0.0
Derrick Pouliot	4	0	1	1	0	4	0	0	0	0	0	1 0.0
Brandon Sutter	4	0	1	1	2	0	0	0	0	0	0	6 0.0
Brock Boeser	1	0	1	1	1	0	0	0	0	0	0	2 0.0
Michael Del Zotto	4	0	0	0	2	0	0	0	0	0	0	2 0.0
Nikolay Goldobin	4	0	0	0	-1	0	0	0	0	0	0	3 0.0
Ben Hutton	4	0	0	0	-1	0	0	0	0	0	0	8 0.0
Erik Gudbranson	3	0	0	0	0	2	0	0	0	0	0	2 0.0
Reid Boucher	2	0	0	0	0	0	0	0	0	0	0	3 0.0
Nic Dowd	2	0	0	0	0	0	0	0	0	0	0	0 0.0
Sven Baertschi	1	0	0	0	0	0	0	0	0	0	0	1 0.0
Alex Biega	1	0	0	0	-1	0	0	0	0	0	0	2 0.0
Loui Eriksson	1	0	0	0	0	0	0	0	0	0	0	2 0.0
Adam Gaudette	1	0	0	0	1	0	0	0	0	0	0	1 0.0
Brendan Gaunce	1	0	0	0	0	0	0	0	0	0	0	2 0.0
Tyler Motte	1	0	0	0	0	0	0	0	0	0	0	1 0.0

POWER PLAY: 2-9 22.2% / PENALTY KILLING: 10-13 76.9%

GOALTENDING

COYOTES									
Goalie	GP	Min	W-L-OT	SO	GA	SA	SV	GAA	SV%
Darcy Kuemper	4	241	2-1-1	1	8	111	103	1.99	.928

CANUCKS									
Goalie	GP	Min	W-L-OT	SO	GA	SA	SV	GAA	SV%
Jacob Markstrom	4	240	2-2-0	0	7	119	112	1.75	.941

GOALS BY PERIOD

COYOTES					CANUCKS				
1	2	3	OT	TOT	1	2	3	OT	TOT
2	3	2	0	7	2	1	4	1	18

SHOTS BY PERIOD

COYOTES					CANUCKS				
1	2	3	OT	TOT	1	2	3	OT	TOT
43	46	29	1	119	32	36	40	3	111

SEE RECORDS SECTION FOR "ALL TIME VS THE CANUCKS" BREAKDOWN



VEGAS GOLDEN KNIGHTS

2017-18 SEASON SERIES - Won: 1 Lost: 2 OT: 2

AT ARIZONA	COYOTES	GOLDEN KNIGHTS	ATTEND	GOALTENDERS	W. GOAL
Nov 25 '17	Coyotes 2	Golden Knights 4	13,226	Scott Wedgewood, Marek Langhamer vs Malcolm Subban	Erik Haula
Oct 07 '17*	Coyotes 1	Golden Knights 2	17,125	Antti Raanta vs Marc-Andre Fleury	James Neal

AT VEGAS	COYOTES	GOLDEN KNIGHTS	ATTEND	GOALTENDERS	W. GOAL
Mar 28 '18	Coyotes 3	Golden Knights 2	18,121	Antti Raanta vs Marc-Andre Fleury	Kevin Connauton
Dec 03 '17*	Coyotes 2	Golden Knights 3	17,519	Scott Wedgewood vs Malcolm Subban	Reilly Smith
Oct 10 '17	Coyotes 2	Golden Knights 5	18,191	Louis Domingue, Antti Raanta vs Marc-Andre Fleury	James Neal

LAST TIME VS THE GOLDEN KNIGHTS...

Last Home Win: None
 Last Home Loss: November 25, 2017 (4-2)
 Last Home Tie: None
 Last Road Win: March 28, 2018 (3-2)
 Last Road Loss: December 3, 2017 (3-2 OT)
 Last Road Tie: None

* - Overtime ** - Shootout

INDIVIDUAL SCORING

COYOTES													GOLDEN KNIGHTS														
Player	GP	G	A	P	+/-	PIM	PP	SH	GW	GT	EN	S	S%	Player	GP	G	A	P	+/-	PIM	PP	SH	GW	GT	EN	S	S%
Derek Stepan	5	1	3	4	-3	0	1	0	0	0	0	9	11.1	Jonathan Marchessault	5	2	4	6	5	2	0	0	0	0	1	20	10.0
Kevin Connauton	5	3	0	3	3	0	0	0	1	0	0	7	42.9	James Neal	5	3	1	4	-1	0	1	0	2	0	0	12	25.0
Max Domi	5	0	3	3	2	0	0	0	0	0	0	11	0.0	William Karlsson	5	1	3	4	4	0	0	0	0	0	0	8	12.5
Clayton Keller	5	0	3	3	-1	4	0	0	0	0	0	11	0.0	Erik Haula	5	2	1	3	-2	2	2	0	1	0	0	13	15.4
Tobias Rieder	4	2	0	2	-2	2	0	0	0	0	0	7	28.6	Nate Schmidt	5	1	2	3	-3	0	0	0	0	0	0	11	9.1
Oliver Ekman-Larsson	5	1	1	2	-3	2	0	0	0	0	0	12	8.3	Reilly Smith	4	1	2	3	4	4	0	0	1	0	0	13	7.7
Brendan Perlini	5	1	0	1	-2	0	0	0	0	0	0	4	25.0	Tomas Nosek	5	2	0	2	0	0	0	1	0	0	0	7	28.6
Jakob Chychrun	2	1	0	1	1	0	0	0	0	0	0	6	16.7	Alex Tuch	3	2	0	2	-2	2	1	0	0	0	0	9	22.2
Richard Panik	1	1	0	1	1	2	0	0	0	0	0	2	50.0	Brendan Leipsic	4	0	2	2	2	0	0	0	0	0	0	4	0.0
Christian Dvorak	5	0	1	1	2	0	0	0	0	0	0	10	0.0	David Perron	2	0	2	2	1	0	0	0	0	0	0	6	0.0
Luke Schenn	5	0	1	1	-1	2	0	0	0	0	0	3	0.0	Deryk Engelland	5	1	0	1	4	6	0	0	0	0	0	10	10.0
Christian Fischer	4	0	1	1	-3	2	0	0	0	0	0	16	0.0	Oscar Lindberg	5	1	0	1	-3	0	0	0	0	0	0	9	11.1
Jordan Martinook	4	0	1	1	0	0	0	0	0	0	0	3	0.0	Pierre-Edouard Bellemare	5	0	1	1	0	4	0	0	0	0	0	7	0.0
Niklas Hjalmarsson	3	0	1	1	0	0	0	0	0	0	0	2	0.0	Cody Eakin	5	0	1	1	2	2	0	0	0	0	0	5	0.0
Alex Goligoski	5	0	0	0	-2	2	0	0	0	0	0	7	0.0	Brayden McNabb	5	0	1	1	1	6	0	0	0	0	0	4	0.0
Brad Richardson	5	0	0	0	-1	4	0	0	0	0	0	6	0.0	Colin Miller	5	0	1	1	-1	2	0	0	0	0	0	7	0.0
Nick Cousins	4	0	0	0	0	2	0	0	0	0	0	8	0.0	Luca Sbisa	3	0	1	1	1	0	0	0	0	0	0	5	0.0
Jason Demers	4	0	0	0	-2	4	0	0	0	0	0	6	0.0	Shea Theodore	3	0	1	1	1	0	0	0	0	0	0	10	0.0
Anthony Duclair	4	0	0	0	-3	2	0	0	0	0	0	10	0.0	William Carrier	3	0	0	0	0	2	0	0	0	0	0	1	0.0
Zac Rinaldo	3	0	0	0	0	2	0	0	0	0	0	3	0.0	Jason Garrison	2	0	0	0	-1	0	0	0	0	0	0	2	0.0
Dylan Strome	3	0	0	0	0	2	0	0	0	0	0	2	0.0	Ryan Carpenter	1	0	0	0	-1	0	0	0	0	0	0	0	0.0
Lawson Crouse	2	0	0	0	-1	0	0	0	0	0	0	4	0.0	Brad Hunt	1	0	0	0	1	0	0	0	0	0	0	4	0.0
Mario Kempe	1	0	0	0	0	2	0	0	0	0	0	2	0.0	Stefan Matteau	1	0	0	0	0	0	0	0	0	0	0	2	0.0
Trevor Murphy	1	0	0	0	2	0	0	0	0	0	0	1	0.0	Jon Merrill	1	0	0	0	0	0	0	0	0	0	0	0	0.0
														Ryan Reaves	1	0	0	0	0	0	0	0	0	0	1	0.0	
														Tomas Tatar	1	0	0	0	0	0	0	0	0	0	2	0.0	

POWER PLAY: 1-15 6.7% / PENALTY KILLING: 13-17 76.5%

POWER PLAY: 4-17 23.5% / PENALTY KILLING: 14-15 93.3%

GOALTENDING

COYOTES										GOLDEN KNIGHTS									
Goalie	GP	Min	W-L-OT	SO	GA	SA	SV	GAA	SV%	Goalie	GP	Min	W-L-OT	SO	GA	SA	SV	GAA	SV%
Antti Raanta	3	130	1-1-1	0	7	76	69	3.23	.908	Marc-Andre Fleury	3	181	2-1-0	0	6	93	87	1.99	.935
Marek Langhamer	1	29	0-0-0	0	0	10	10	0.00	1.000	Malcolm Subban	2	124	2-0-0	0	4	59	55	1.94	.932
Louis Domingue	1	54	0-0-0	0	2	23	21	2.23	.913										
Scott Wedgewood	2	93	0-1-1	0	6	62	56	3.88	.903										

GOALS BY PERIOD

COYOTES					GOLDEN KNIGHTS				
1	2	3	OT	TOT	1	2	3	OT	TOT
4	2	4	0	10	5	6	3	2	16

SHOTS BY PERIOD

COYOTES					GOLDEN KNIGHTS				
1	2	3	OT	TOT	1	2	3	OT	TOT
48	41	60	3	152	47	68	49	8	172

SEE RECORDS SECTION FOR "ALL TIME VS THE GOLDEN KNIGHTS" BREAKDOWN



WASHINGTON CAPITALS

2017-18 SEASON SERIES - Won: 1 Lost: 0 OT: 1

AT ARIZONA	COYOTES	CAPITALS	ATTEND	GOALTENDERS	W. GOAL
Dec 22 '17*	Coyotes 3	Capitals 2	10,904	Scott Wedgewood vs Philipp Grubauer	Clayton Keller

LAST TIME VS THE CAPITALS...

Last Home Win: December 22, 2017 (3-2 OT)
 Last Home Loss: November 18, 2014 (2-1 OT)
 Last Home Tie: October 23, 1999 (2-2)
 Last Road Win: November 2, 2014 (6-5)
 Last Road Loss: November 6, 2017 (3-2 OT)
 Last Road Tie: November 2, 2001 (2-2)

AT WASHINGTON	COYOTES	CAPITALS	ATTEND	GOALTENDERS	W. GOAL
Nov 06 '17*	Coyotes 2	Capitals 3	18,506	Scott Wedgewood vs Braden Holtby	John Carlson

* - Overtime ** - Shootout

INDIVIDUAL SCORING

COYOTES													CAPITALS															
Player	GP	G	A	P	+/-	PIM	PP	SH	GW	GT	EN	S	S%	Player	GP	G	A	P	+/-	PIM	PP	SH	GW	GT	EN	S	S%	
Clayton Keller	2	2	1	3	2	2	0	0	1	0	0	8	25.0	Evgeny Kuznetsov	2	1	3	4	2	2	0	0	0	0	0	5	20.0	
Christian Fischer	2	2	0	2	1	0	0	0	0	0	0	3	66.7	John Carlson	2	1	2	3	1	0	0	0	1	0	0	6	16.7	
Christian Dvorak	2	1	1	2	-2	4	1	0	0	0	0	2	50.0	T.J. Oshie	2	1	1	2	1	0	0	0	0	0	0	4	25.0	
Alex Goligoski	2	0	2	2	1	2	0	0	0	0	0	2	0.0	Alex Ovechkin	2	1	0	1	2	0	1	0	0	0	0	8	12.5	
Jason Demers	2	0	1	1	1	0	0	0	0	0	0	1	0.0	Devante Smith-Pelly	1	1	0	1	1	2	0	0	0	0	0	4	25.0	
Max Domi	2	0	1	1	1	2	0	0	0	0	0	4	0.0	Christian Djoos	2	0	1	1	1	0	0	0	0	0	0	5	0.0	
Oliver Ekman-Larsson	2	0	1	1	-1	0	0	0	0	0	0	2	0.0	Lars Eller	2	0	1	1	-2	0	0	0	0	0	0	1	0.0	
Jakob Chychrun	1	0	1	1	-2	0	0	0	0	0	0	0	0.0	Jakub Vrana	2	0	1	1	0	0	0	0	0	0	0	4	0.0	
Kevin Connauton	2	0	0	0	0	0	0	0	0	0	0	0	0.0	Nicklas Backstrom	2	0	0	0	-1	0	0	0	0	0	0	4	0.0	
Nick Cousins	2	0	0	0	0	0	0	0	0	0	0	4	0.0	Jay Beagle	2	0	0	0	0	2	0	0	0	0	0	1	0.0	
Jordan Martinook	2	0	0	0	0	4	0	0	0	0	0	3	0.0	Alex Chiasson	2	0	0	0	0	2	0	0	0	0	0	4	0.0	
Brendan Perlini	2	0	0	0	-2	0	0	0	0	0	0	4	0.0	Taylor Chorney	2	0	0	0	0	2	0	0	0	0	0	1	0.0	
Brad Richardson	2	0	0	0	1	0	0	0	0	0	0	1	0.0	Dmitry Orlov	2	0	0	0	0	0	0	0	0	0	0	6	0.0	
Tobias Rieder	2	0	0	0	1	0	0	0	0	0	0	4	0.0	Brooks Orpik	2	0	0	0	-1	0	0	0	0	0	0	1	0.0	
Zac Rinaldo	2	0	0	0	-1	0	0	0	0	0	0	3	0.0	Chandler Stephenson	2	0	0	0	-1	0	0	0	0	0	0	0	0.0	
Luke Schenn	2	0	0	0	1	5	0	0	0	0	0	1	0.0	Tom Wilson	2	0	0	0	-2	5	0	0	0	0	0	1	0.0	
Derek Stepan	2	0	0	0	1	2	0	0	0	0	0	5	0.0	Madison Bowey	1	0	0	0	-1	0	0	0	0	0	0	0	1	0.0
Josh Archibald	1	0	0	0	-1	0	0	0	0	0	0	3	0.0	Andre Burakovsky	1	0	0	0	0	0	0	0	0	0	0	0	1	0.0
Mario Kempe	1	0	0	0	0	0	0	0	0	0	0	2	0.0	Brett Connolly	1	0	0	0	0	0	0	0	0	0	0	0	0.0	
Dakota Mermis	1	0	0	0	0	0	0	0	0	0	0	1	0.0	Matt Niskanen	1	0	0	0	0	0	0	0	0	0	0	0	0.0	
														Liam O'Brien	1	0	0	0	0	0	0	0	0	0	0	0	0.0	

POWER PLAY: 1-5 20.0% / PENALTY KILLING: 7-8 87.5%

POWER PLAY: 1-8 12.5% / PENALTY KILLING: 4-5 80.0%

GOALTENDING

COYOTES											CAPITALS										
Goalie	GP	Min	W-L-OT	SO	GA	SA	SV	GAA	SV%		Goalie	GP	Min	W-L-OT	SO	GA	SA	SV	GAA	SV%	
Scott Wedgewood	2	128	1-0-1	0	5	57	52	2.34	.912		Braden Holtby	1	64	1-0-0	0	2	26	24	1.87	.923	
											Philipp Grubauer	1	65	0-0-1	0	3	27	24	2.79	.889	

GOALS BY PERIOD

COYOTES					CAPITALS				
1	2	3	OT	TOT	1	2	3	OT	TOT
2	0	2	1	5	1	2	1	1	5

SHOTS BY PERIOD

COYOTES					CAPITALS				
1	2	3	OT	TOT	1	2	3	OT	TOT
11	18	16	8	53	15	22	16	4	57

SEE RECORDS SECTION FOR "ALL TIME VS THE CAPITALS" BREAKDOWN



WINNIPEG JETS

2017-18 SEASON SERIES - Won: 0 Lost: 3 OT: 0

AT ARIZONA	COYOTES	JETS	ATTEND	GOALTENDERS	W. GOAL
Nov 11 '17	Coyotes 1	Jets 4	16,078	Antti Raanta vs Steve Mason	Mark Scheifele

AT WINNIPEG	COYOTES	JETS	ATTEND	GOALTENDERS	W. GOAL
Feb 06 '18	Coyotes 3	Jets 4	15,321	Antti Raanta vs Connor Hellebuyck	Dmitry Kulikov
Nov 14 '17	Coyotes 1	Jets 4	15,321	Scott Wedgewood, Antti Raanta vs Connor Hellebuyck	Joel Armia

* - Overtime ** - Shootout

LAST TIME VS THE JETS...

Last Home Win: January 13, 2017 (4-3)
 Last Home Loss: November 11, 2017 (4-1)
 Last Home Tie: January 11, 2004 (1-1)
 Last Road Win: March 14, 2010 (3-2 SO)
 Last Road Loss: February 6, 2018 (4-3)
 Last Road Tie: None

INDIVIDUAL SCORING

COYOTES													JETS														
Player	GP	G	A	P	+/-	PIM	PP	SH	GW	GT	EN	S	S%	Player	GP	G	A	P	+/-	PIM	PP	SH	GW	GT	EN	S	S%
Alex Goligoski	3	1	2	3	-4	0	0	0	0	0	0	10	10.0	Patrik Laine	3	1	2	3	4	0	0	0	0	0	1	5	20.0
Derek Stepan	3	1	2	3	0	2	0	0	0	0	0	7	14.3	Dustin Byfuglien	3	1	1	2	6	4	0	0	0	0	0	6	16.7
Christian Dvorak	3	1	1	2	-1	0	1	0	0	0	0	6	16.7	Kyle Connor	3	1	1	2	1	0	0	0	0	0	0	7	14.3
Kevin Connauton	3	1	0	1	0	2	0	0	0	0	0	2	50.0	Andrew Copp	3	1	1	2	1	0	0	0	0	0	0	4	25.0
Zac Rinaldo	3	1	0	1	-1	2	0	0	0	0	0	6	16.7	Dmitry Kulikov	3	1	1	2	3	0	0	0	1	0	0	3	33.3
Oliver Ekman-Larsson	3	0	1	1	-6	2	0	0	0	0	0	9	0.0	Bryan Little	3	1	1	2	2	2	0	0	0	0	0	4	25.0
Tobias Rieder	2	0	1	1	-2	0	0	0	0	0	0	5	0.0	Adam Lowry	2	1	1	2	2	2	0	0	0	0	0	2	50.0
Josh Archibald	1	0	1	1	0	0	0	0	0	0	0	1	0.0	Mark Scheifele	2	1	1	2	1	0	1	0	1	0	0	5	20.0
Max Domi	3	0	0	0	-3	2	0	0	0	0	0	4	0.0	Blake Wheeler	3	0	2	2	2	4	0	0	0	0	0	5	0.0
Christian Fischer	3	0	0	0	-1	2	0	0	0	0	0	0	0.0	Joel Armia	3	1	0	1	0	0	0	0	1	0	0	4	25.0
Clayton Keller	3	0	0	0	-1	2	0	0	0	0	0	7	0.0	Matt Hendricks	2	1	0	1	0	2	0	0	0	0	0	1	100.0
Jordan Martinook	3	0	0	0	-1	2	0	0	0	0	0	4	0.0	Nic Petan	1	1	0	1	2	4	0	0	0	0	0	1	100.0
Brendan Perlini	3	0	0	0	-3	0	0	0	0	0	0	9	0.0	Jack Roslovic	1	1	0	1	1	0	0	0	0	0	0	2	50.0
Brad Richardson	3	0	0	0	-3	0	0	0	0	0	0	2	0.0	Nikolaj Ehlers	3	0	1	1	2	0	0	0	0	0	0	7	0.0
Luke Schenn	3	0	0	0	-1	0	0	0	0	0	0	2	0.0	Toby Enstrom	3	0	1	1	4	0	0	0	0	0	0	1	0.0
Nick Cousins	2	0	0	0	-2	0	0	0	0	0	0	6	0.0	Josh Morrissey	3	0	1	1	-1	0	0	0	0	0	0	2	0.0
Jason Demers	2	0	0	0	-4	2	0	0	0	0	0	2	0.0	Tyler Myers	3	0	1	1	0	2	0	0	0	0	0	5	0.0
Mario Kempe	2	0	0	0	-2	0	0	0	0	0	0	2	0.0	Ben Chiarot	1	0	1	1	2	0	0	0	0	0	0	0	0.0
Dakota Mermis	2	0	0	0	0	0	0	0	0	0	0	3	0.0	Marko Dano	1	0	1	1	1	0	0	0	0	0	0	0	0.0
Jakob Chychrun	1	0	0	0	1	0	0	0	0	0	0	1	0.0	Mathieu Perreault	1	0	1	1	0	0	0	0	0	0	0	0	0.0
Anthony Duclair	1	0	0	0	-2	0	0	0	0	0	0	0	0.0	Shawn Matthias	2	0	0	0	0	0	0	0	0	0	0	0	0.0
Niklas Hjalmarsson	1	0	0	0	0	0	0	0	0	0	0	0	0.0	Brandon Tanev	2	0	0	0	1	0	0	0	0	0	0	3	0.0
Richard Panik	1	0	0	0	0	0	0	0	0	0	0	0	0.0	Jacob Trouba	2	0	0	0	0	6	0	0	0	0	0	5	0.0
														Brendan Lemieux	1	0	0	0	1	2	0	0	0	0	0	2	0.0

POWER PLAY: 1-13 7.7% / PENALTY KILLING: 8-9 88.9%

POWER PLAY: 1-9 11.1% / PENALTY KILLING: 12-13 92.3%

COYOTES

Goalie	GP	Min	W-L-OT	SO	GA	SA	SV	GAA	SV%
Scott Wedgewood	1	35	0-0-0	0	1	17	16	1.72	.941
Antti Raanta	3	141	0-3-0	0	10	56	46	4.26	.821

JETS

Goalie	GP	Min	W-L-OT	SO	GA	SA	SV	GAA	SV%
Connor Hellebuyck	2	119	2-0-0	0	4	58	54	2.01	.931
Steve Mason	1	60	1-0-0	0	1	30	29	1.00	.967


GOALS BY PERIOD

COYOTES					JETS				
1	2	3	OT	TOT	1	2	3	OT	TOT
3	0	2	0	5	4	5	3	0	12

SHOTS BY PERIOD

COYOTES					JETS				
1	2	3	OT	TOT	1	2	3	OT	TOT
29	33	26	0	88	27	30	17	0	74

SEE RECORDS SECTION FOR "ALL TIME VS THE JETS" BREAKDOWN



RECORDS



Games Played	3,026	Goals For	9,158	Overtime Games	566
Wins	1,239	Goals For, Home	4,869	Overtime Wins	178
Wins, Home	714	Goals For, Road	4,274	Overtime Wins, Home	99
Wins, Road	525	Goals Against	10,181	Overtime Wins, Road	79
Losses	1,378	Goals Against, Home	4,795	Overtime Losses	169
Losses, Home	602	Goals Against, Road	5,367	Overtime Losses, Home	77
Losses, Road	776	Assists	15,476	Overtime Losses, Road	92
Ties	266	Scoring Points	24,572	Overtime Ties	219
Ties, Home	131	Penalty Minutes	50,447	Overtime Ties, Home	105
Ties, Road	135	Power Play Goals	2,274	Overtime Ties, Road	114
*Overtime Losses	143	Shorthanded Goals	298	Shutouts For	156
*Overtime Losses, Home	66				
*Overtime Losses, Road	77				

*Overtime loss is a statistic that began in '99-00 season (known as "regulation tie" for that one season). This statistic does not include any overtime loss prior to '99-00. Beginning in the 2005-06 season, losses in a shootout also count in the "overtime loss" column.

YEAR-BY-YEAR RECORD

SEASON	GP	OVERALL W-L-T-OL	HOME W-L-T-OL	ROAD W-L-T-OL	GF	GA	PTS	DIVISION	CONFERENCE
1979-80	80	20-49-11	13-19-8	7-30-3	214	314	51	5th, Smythe	10th, Campbell
1980-81	80	9-57-14	7-25-8	2-32-6	246	400	32	6th, Smythe	11th, Campbell
1981-82	80	33-33-14	18-13-9	15-20-5	319	332	80	2nd, Norris	3rd, Campbell
1982-83	80	33-39-8	22-16-2	11-23-6	311	333	74	4th, Smythe	6th, Campbell
1983-84	80	31-38-11	17-15-8	14-23-3	340	374	73	4th, Smythe	5th, Campbell
1984-85	80	43-27-10	21-13-6	22-14-4	358	332	96	2nd, Smythe	2nd, Campbell
1985-86	80	26-47-7	18-19-3	8-28-4	295	372	59	3rd, Smythe	6th, Campbell
1986-87	80	40-32-8	25-12-3	15-20-5	279	271	88	3rd, Smythe	3rd, Campbell
1987-88	80	33-36-11	20-14-6	13-22-5	292	310	77	3rd, Smythe	4th, Campbell
1988-89	80	26-42-12	17-18-5	9-24-7	300	355	64	5th, Smythe	9th, Campbell
1989-90	80	37-32-11	22-13-5	15-19-6	298	290	85	3rd, Smythe	4th, Campbell
1990-91	80	26-43-11	17-18-5	9-25-6	260	288	63	5th, Smythe	9th, Campbell
1991-92	80	33-32-15	20-14-6	13-18-9	251	244	81	4th, Smythe	7th, Campbell
1992-93	84	40-37-7	23-16-3	17-21-4	322	320	87	4th, Smythe	7th, Campbell
1993-94	84	24-51-9	15-23-4	9-28-5	245	344	57	6th, Central	12th, Western
1994-95	48	16-25-7	10-10-4	6-15-3	157	177	39	6th, Central	10th, Western
1995-96	82	36-40-6	22-16-3	14-24-3	275	291	78	5th, Central	8th, Western
1996-97	82	38-37-7	15-19-7	23-18-0	240	243	83	3rd, Central	5th, Western
1997-98	82	35-35-12	19-16-6	16-19-6	224	227	82	4th, Central	6th, Western
1998-99	82	39-31-12	23-13-5	16-18-7	205	197	90	2nd, Pacific	4th, Western
*1999-00	82	39-31-8-4	22-16-2-1	17-15-6-3	232	228	90	3rd, Pacific	6th, Western
2000-01	82	35-27-17-3	21-11-7-2	14-16-10-1	214	212	90	4th, Pacific	9th, Western
2001-02	82	40-27-9-6	27-8-3-3	13-19-6-3	228	210	95	2nd, Pacific	6th, Western
2002-03	82	31-35-11-5	17-16-6-2	14-19-5-3	204	230	78	4th, Pacific	11th, Western
2003-04	82	22-36-18-6	11-19-7-4	11-17-11-2	188	245	68	5th, Pacific	13th, Western
2005-06	82	38-39-5	19-18-4	19-21-1	246	271	81	5th, Pacific	12th, Western
2006-07	82	31-46-5	18-20-3	13-26-2	216	284	67	5th, Pacific	15th, Western
2007-08	82	38-37-7	17-20-4	21-17-3	214	231	83	4th, Pacific	12th, Western
2008-09	82	36-39-7	23-15-3	13-24-4	208	252	79	4th, Pacific	13th, Western
2009-10	82	50-25-7	29-10-2	21-15-5	225	202	107	2nd, Pacific	4th, Western
2010-11	82	43-26-13	21-13-7	22-13-6	231	226	99	3rd, Pacific	6th, Western
2011-12	82	42-27-13	22-13-6	20-14-7	210	194	97	1st, Pacific	3rd, Western
2012-13	48	21-18-9	14-8-2	7-10-7	125	131	51	4th, Pacific	10th, Western
2013-14	82	37-30-15	22-14-5	15-16-10	216	231	89	4th, Pacific	9th, Western
2014-15	82	24-50-8	11-25-5	13-25-3	165	272	56	7th, Pacific	14th, Western
2015-16	82	35-39-8	22-15-4	13-24-4	208	244	78	4th, Pacific	10th, Western
2016-17	82	30-42-10	18-18-5	12-24-5	191	258	70	6th, Pacific	12th, Western
2017-18	82	29-41-12	16-21-4	13-20-8	208	256	70	8th, Pacific	15th, Western
TOTALS:	3026	1239-1378-266-143	714-602-131-66	525-776-135-77	9160	10186	2887		

*Records for '99-00 are "adjusted" to reflect overtime losses instead of regulation ties. Beginning in 2005-06 season, losses in a shootout also count in the "overtime loss" column.

SEASON	OCT	NOV	DEC	JAN	FEB	MAR	APR	MAY	SEASON
1979-80	4-5-1	3-8-2	5-9-1	2-10-2	1-8-4	3-8-1	2-1-0		20-49-11
1980-81	1-6-2	0-10-5	1-12-0	4-7-3	1-10-1	2-11-1	0-1-2		9-57-14
1981-82	5-3-2	5-6-2	3-9-4	6-4-3	3-5-2	11-4-1	0-2-0		33-33-14
1982-83	7-2-1	3-8-1	6-6-2	4-9-3	5-7-1	7-6-0	1-1-0		33-39-8
1983-84	3-7-2	4-7-1	7-5-1	5-5-4	5-5-2	6-9-1	1-0-0		31-38-11
1984-85	3-3-1	8-6-1	8-5-2	7-7-1	6-5-2	10-1-2	1-0-1		43-27-10
1985-86	5-4-1	3-10-1	4-10-2	4-7-1	3-8-1	7-7-0	0-1-1		26-47-7
1986-87	4-4-1	11-4-0	2-8-3	11-3-1	6-5-1	5-7-2	1-1-0		40-32-8
1987-88	5-4-0	5-8-1	6-5-2	6-5-4	6-5-2	4-9-1	1-0-1		33-36-11
1988-89	3-4-2	6-4-2	5-6-3	4-8-2	3-9-1	4-11-2	1-0-0		26-42-12
1989-90	5-6-0	7-6-1	5-3-4	6-7-2	7-5-1	7-4-3	0-1-0		37-32-11
1990-91	5-7-1	4-9-2	4-6-4	5-7-1	5-5-3	3-9-0			26-43-11
1991-92	6-5-2	6-3-3	4-8-3	5-6-2	4-6-1	5-4-4	3-0-0		33-32-15
1992-93	4-8-0	4-5-2	7-6-1	10-3-2	3-7-1	7-6-1	5-2-0		40-37-7
1993-94	6-5-1	4-8-2	5-7-2	2-9-1	0-11-2	6-6-0	1-5-1		24-51-9
1994-95	0-0-0	0-0-0	0-0-0	1-4-1	5-6-2	3-8-2	7-5-2	0-2-0	16-25-7
1995-96	6-4-2	6-6-0	4-9-1	5-5-1	5-6-0	7-8-1	3-2-1		36-40-6
1996-97	4-6-1	4-6-3	9-5-0	5-7-0	6-7-0	7-4-2	3-2-1		38-37-7
1997-98	5-5-2	7-6-0	5-5-5	7-4-3	0-5-1	4-7-1	7-3-0		35-35-12
1998-99	4-2-1	10-0-1	7-5-2	4-5-5	5-8-1	7-6-2	2-5-0		39-31-12
1999-00	8-2-3-0	8-4-0-0	5-6-1-0	7-4-2-1	4-6-1-0	5-8-0-2	2-1-1-1		39-31-8-4
2000-01	9-1-2-0	4-6-4-0	3-2-4-1	7-6-2-0	6-6-0-1	5-5-4-1	1-1-1-0		35-27-17-3
2001-02	5-3-2-1	5-6-1-2	7-5-3-0	6-5-1-1	3-3-1-1	10-2-1-1	4-3-0-0		40-27-9-6
2002-03	4-7-0-1	4-5-4-0	5-4-2-2	6-5-1-1	6-5-1-0	5-9-1-1	1-0-2-0		31-35-11-5
2003-04	3-4-3-0	4-5-3-1	5-3-5-1	6-6-2-0	2-8-2-2	1-10-3-2	1-0-0-0		22-36-18-6
2005-06	5-8-1	8-4-1	7-6-0	6-7-1	1-3-1	8-6-0	3-5-1		38-39-5
2006-07	3-9-0	6-6-0	6-5-2	8-6-0	4-7-1	2-11-2	2-2-0		31-46-5
2007-08	4-6-0	7-6-0	7-6-1	9-4-1	6-5-3	4-9-1	1-1-1		38-37-7
2008-09	4-4-0	6-7-2	8-4-3	6-7-0	3-9-0	5-6-2	4-2-0		36-39-7
2009-10	9-4-0	6-7-1	10-2-3	8-5-1	4-3-0	10-4-1	3-0-1		50-25-7
2010-11	3-4-3	8-3-2	6-6-2	8-4-2	8-4-1	9-4-1	1-1-2		43-26-13
2011-12	5-3-2	8-4-1	6-9-1	3-5-4	11-0-1	6-6-4	3-0-0		42-27-13
2012-13	0-0-0	0-0-0	0-0-0	2-4-1	7-4-2	5-7-3	7-3-3		21-18-9
2013-14	9-3-2	6-4-2	5-3-5	5-9-1	2-3-1	9-5-1	1-3-3		37-30-15
2014-15	3-5-1	6-7-2	5-7-1	3-7-2	3-10-1	3-10-1	1-4-0		24-50-8
2015-16	5-5-1	8-4-0	5-7-2	6-4-2	3-10-1	7-6-1	1-3-1		35-39-8
2016-17	2-6-0	6-4-3	3-11-2	5-6-1	6-6-1	6-8-2	2-1-1		30-42-10
2017-18	1-11-1	5-7-3	3-9-1	3-2-4	6-5-1	10-6-1	1-1-1		29-41-12
TOTALS	167-175-33-13	205-209-42-20	193-224-57-27	207-218-50-23	164-230-34-18	225-257-36-27	78-63-14-15	0-2-0	1239-1378-266-143

*Records for '99-00 are "adjusted" to reflect overtime losses instead of regulation ties. Beginning in 2005-06 season, losses in a shootout also count in the "overtime loss" column.

	OVERALL					HOME					ROAD				
	GP	W	L	T	SOL	GP	W	L	T	SOL	GP	W	L	T	SOL
1983-84	24	7	6	11		15	3	4	8		9	4	2	3	
1984-85	14	3	1	10		10	2	1	7		4	1	0	3	
1985-86	8	0	1	7		4	0	1	3		4	0	0	4	
1986-87	12	2	2	8		4	1	0	3		8	1	2	5	
1987-88	21	8	2	11		12	5	1	6		9	3	1	5	
1988-89	20	6	2	12		10	4	1	5		10	2	1	7	
1989-90	19	4	4	11		7	1	1	5		12	3	3	6	
1990-91	14	1	2	11		5	0	0	5		9	1	2	6	
1991-92	20	1	4	15		9	1	2	6		11	0	2	9	
1992-93	11	2	2	7		5	1	1	3		6	1	1	4	
1993-94	15	1	5	9		8	1	3	4		7	0	2	5	
1994-95	9	0	2	7		5	0	1	4		4	0	1	3	
1995-96	8	2	0	6		5	2	0	3		3	0	0	3	
1996-97	16	5	4	7		12	2	3	7		4	3	1	0	
1997-98	14	0	2	12		8	0	2	6		6	0	0	6	
1998-99	15	2	1	12		7	1	1	5		8	1	0	7	
1999-00	16	4	4	8		5	2	1	2		11	2	3	6	
2000-01	23	3	3	17		11	2	2	7		12	1	1	10	
2001-02	19	4	6	9		9	3	3	3		10	1	3	6	
2002-03	20	4	5	11		11	3	2	6		9	1	3	5	
2003-04	29	5	6	18		15	4	4	7		14	1	2	11	
2005-06	15	10	2		3	9	5	1		3	6	5	1		0
2006-07	12	7	3		2	7	4	2		1	5	3	1		1
2007-08	16	9	1		6	9	5	0		4	7	4	1		2
2008-09	11	4	4		3	7	4	0		3	4	0	4		0
2009-10	26	19	1		6	10	8	0		2	16	11	1		4
2010-11	20	7	7		6	10	3	4		3	10	4	3		3
2011-12	22	9	3		10	11	5	2		4	11	4	1		6
2012-13	14	5	3		6	4	2	1		1	10	3	2		5
2013-14	24	9	8		7	9	4	2		3	15	5	6		4
2014-15	18	10	3		5	10	5	3		2	8	5	0		3
2015-16	14	6	7		1	7	3	4		0	7	3	3		1
2016-17	20	10	8		2	12	7	3		2	8	3	5		0
2017-18	21	9	7		5	10	6	1		3	11	3	6		2
TOTALS	580	178	121	219	62	292	99	57	105	31	288	79	64	114	31

DATE	OPPONENT	SCORER	SCORE	TIME	DATE	OPPONENT	SCORER	SCORE	TIME
Oct. 12, 1983	at Pittsburgh	Lucien DeBlois	4-3 W	1:34	Jan. 1, 2003	at Washington	Tony Amonte	2-1 W	1:20
Dec. 1, 1983	at Los Angeles	Tim Watters	6-5 W	2:41	Mar. 20, 2003	Edmonton	Teppo Numminen	3-2 W	2:53
Dec. 30, 1983	NY Islanders	Paul MacLean	4-3 W	0:29	Oct. 10, 2003	St. Louis	David Tanabe	2-1 W	4:38
Jan. 18, 1984	at Pittsburgh	Paul MacLean (2)	5-4 W	1:28	Nov. 8, 2003	Anaheim	Radoslav Suchy	4-3 W	1:20
Feb. 19, 1984	Washington	Doug Smail	4-3 W	1:55	Nov. 13, 2003	Colorado	Branko Radivojevic	3-2 W	1:51
Mar. 11, 1984	Quebec	Dale Hawerchuk	6-5 W	0:42	Mar. 22, 2004	at Minnesota	Mike Comrie	3-2 W	4:35
Mar. 12, 1984	at Toronto	Paul MacLean (3)	8-7 W	3:12	Apr. 3, 2004	Chicago	Krystofer Kolanos	2-1 W	2:55
Dec. 11, 1984	Philadelphia	Paul MacLean (4)	5-4 W	3:58	Oct. 18, 2005	at Edmonton	Derek Morris	4-3 W	1:00
Jan. 9, 1985	NY Rangers	Dale Hawerchuk (2)	6-5 W	3:50	Oct. 25, 2005	St. Louis	Petr Nedved	5-4 W	1:51
Mar. 15, 1985	at Quebec	Paul MacLean (5)	3-2 W	4:41	Nov. 12, 2005	Anaheim	Zbynek Michalek	2-1 W	3:09
Nov. 2, 1986	at NY Rangers	Paul MacLean (6)	5-4 W	3:23	Dec. 11, 2005	at Boston	Ladislav Nagy	2-1 W	0:30
Mar. 18, 1987	New Jersey	Brian Mullen	4-3 W	0:40	Dec. 29, 2005	Los Angeles	Keith Ballard	6-5 W	3:52
Oct. 30, 1987	Washington	Dale Hawerchuk (3)	3-2 W	2:15	Apr. 1, 2006	at San Jose	Steven Reinprecht	4-3 W	3:55
Nov. 10, 1987	Calgary	Andrew McBain	4-3 W	3:48	Jan. 5, 2007	at Atlanta	Yanic Perreault	5-4 W	2:31
Nov. 22, 1987	Edmonton	Dale Hawerchuk (4)	4-3 W	4:26	Feb. 22, 2007	Calgary	Shane Doan (4)	3-2 W	0:54
Dec. 1, 1987	at Los Angeles	Doug Smail (2)	7-6 W	3:26	Nov. 7, 2007	at Anaheim	Shane Doan (5)	6-5 W	4:29
Dec. 3, 1987	at Los Angeles	Iain Duncan	5-4 W	3:07	Jan. 24, 2008	Nashville	Zbynek Michalek (2)	4-3 W	4:31
Dec. 26, 1987	Minnesota	Laurie Boschman	5-4 W	3:09	Feb. 4, 2008	at Colorado	Radim Vrbata	4-3 W	3:23
Feb. 23, 1988	at Pittsburgh	Mario Marois	4-3 W	2:40	Mar. 25, 2008	San Jose	Martin Hanzal	5-4 W	3:23
Apr. 3, 1988	St. Louis	Ray Neufeld	5-4 W	2:05	Mar. 30, 2009	Dallas	Petr Prucha	6-5 W	0:53
Oct. 14, 1988	Vancouver	Laurie Boschman (2)	4-3 W	2:14	Oct. 15, 2009	St. Louis	Ed Jovanovski	3-2 W	3:37
Nov. 16, 1988	at Edmonton	Pat Elynuik	2-1 W	0:46	Oct. 22, 2009	Detroit	Adrian Aucoin	3-2 W	1:57
Dec. 6, 1988	at Los Angeles	Pat Elynuik (2)	5-4 W	1:11	Nov. 29, 2009	at Anaheim	Shane Doan (6)	3-2 W	1:18
Feb. 17, 1989	New Jersey	Dave Ellett	3-2 W	2:43	Jan. 5, 2010	at Edmonton	Shane Doan (7)	5-4 W	1:37
Feb. 19, 1989	Hartford	Brent Ashton	7-6 W	3:23	Jan. 26, 2010	at Detroit	Shane Doan (8)	5-4 W	3:50
Mar. 24, 1989	Calgary	Randy Carlyle	4-3 W	3:45	Feb. 9, 2011	Dallas	Radim Vrbata (2)	3-2 W	1:13
Nov. 8, 1989	Vancouver	Greg Paslawski	3-2 W	0:46	Feb. 22, 2011	at Philadelphia	Shane Doan (9)	3-2 W	2:41
Nov. 18, 1989	at Philadelphia	Doug Smail (3)	1-0 W	1:32	Oct. 29, 2011	Los Angeles	Daymond Langkow (2)	3-2 W	4:16
Dec. 29, 1989	at Calgary	Thomas Steen	2-1 W	2:49	Feb. 9, 2012	Calgary	Shane Doan (10)	2-1 W	3:05
Mar. 17, 1990	at Toronto	Peter Taglianetti	5-4 W	4:52	Feb. 18, 2012	Dallas	Radim Vrbata (3)	2-1 W	1:15
Oct. 31, 1990	at Edmonton	Pat Elynuik (3)	1-0 W	0:23	Feb. 11, 2013	at Colorado	Shane Doan (11)	3-2 W	4:01
Dec. 1, 1991	Chicago	Darrin Shannon	3-2 W	1:09	Nov. 12, 2013	at St. Louis	Oliver Ekman-Larsson	3-2 W	0:56
Nov. 27, 1992	San Jose	Thomas Steen (2)	3-2 W	1:29	Dec. 21, 2013	at Ottawa	Antoine Vermette	4-3 W	2:23
Dec. 12, 1992	at NY Islanders	Russ Romaniuk	4-3 W	1:41	Dec. 31, 2013	Edmonton	Keith Yandle	4-3 W	4:53
Oct. 16, 1993	Chicago	Nelson Emerson	1-0 W	0:41	Oct. 11, 2014	Los Angeles	Oliver Ekman-Larsson (2)	3-2 W	4:46
Nov. 14, 1995	Chicago	Shane Doan	6-5 W	0:39	Oct. 25, 2014	Florida	Oliver Ekman-Larsson (3)	2-1 W	2:20
Feb. 23, 1996	Chicago	Dallas Drake	1-0 W	0:17	Dec. 16, 2014	Edmonton	Oliver Ekman-Larsson (4)	2-1 W	4:59
Oct. 28, 1996	at Montreal	Mike Gartner	5-4 W	1:45	Mar. 24, 2015	at Detroit	Mark Arcobello	5-4 W	3:08
Nov. 1, 1996	at Calgary	Jeremy Roenick	3-2 W	4:08	Mar. 26, 2015	at Buffalo	Sam Gagner	4-3 W	0:56
Nov. 28, 1996	New Jersey	Keith Tkachuk	4-3 W	4:08	Nov. 9, 2015	at Anaheim	Mikkel Boedker	4-3 W	1:18
Dec. 7, 1996	at New Jersey	Darrin Shannon (2)	4-3 W	2:03	Nov. 27, 2015	Calgary	Oliver Ekman-Larsson (5)	2-1 W	4:20
Feb. 15, 1997	Boston	Jayson More	5-4 W	1:14	Dec. 11, 2015	Minnesota	Mikkel Boedker (2)	2-1 W	0:34
Nov. 20, 1998	at San Jose	Dallas Drake (2)	2-1 W	0:37	Dec. 27, 2015	at Colorado	Mikkel Boedker (3)	2-1 W	4:17
Nov. 21, 1998	Edmonton	Rick Tocchet	3-2 W	4:08	Jan. 12, 2016	Edmonton	Oliver Ekman-Larsson (6)	4-3 W	4:51
Nov. 10, 1999	Edmonton	Jyrki Lumme	5-4 W	1:51	Oct. 15, 2016	Philadelphia	Oliver Ekman-Larsson (7)	4-3 W	3:12
Dec. 26, 1999	at Los Angeles	Jeremy Roenick (2)	3-2 W	3:18	Nov. 19, 2016	San Jose	Martin Hanzal (2)	3-2 W	1:16
Jan. 23, 2000	San Jose	Jyrki Lumme (2)	3-2 W	4:16	Jan. 23, 2017	Florida	Tobias Rieder	3-2 W	0:48
Feb. 1, 2000	at San Jose	Keith Carney	1-0 W	1:32	Feb. 11, 2017	Pittsburgh	Connor Murphy	4-3 W	4:38
Oct. 21, 2000	at Vancouver	Jeremy Roenick (3)	3-2 W	0:16	Oct. 30, 2017	at Philadelphia	Alex Goligoski	4-3 W	4:45
Mar. 8, 2001	Vancouver	Shane Doan (2)	3-2 W	0:38	Nov. 18, 2017	at Ottawa	Anthony Duclair	3-2 W	1:23
Oct. 8, 2001	at Calgary	Shane Doan (3)	2-1 W	0:28	Nov. 24, 2017	Los Angeles	Christian Fischer	3-2 W	2:43
Nov. 20, 2001	vs Minnesota	Claude Lemieux	2-1 W	4:36	Dec. 22, 2017	Washington	Clayton Keller	3-2 W	4:33
Feb. 8, 2002	Los Angeles	Brian Savage	6-5 W	4:26	Jan. 4, 2018	Nashville	Christian Fischer (2)	3-2 W	2:19
Feb. 12, 2002	Calgary	Daniel Briere	4-3 W	0:58	Jan. 22, 2018	NY Islanders	Nick Cousins	3-2 W	2:21
Nov. 3, 2002	Nashville	Daniel Briere (2)	2-1 W	4:20	Feb. 8, 2018	at Minnesota	Clayton Keller (2)	4-3 W	3:55
Dec. 30, 2002	Edmonton	Daymond Langkow	4-3 W	4:31					

**Note, the NHL changed overtime to a 4-on-4 format beginning with the 1999-2000 season.
The NHL changed OT to a 3-on-3 format beginning with the 2015-16 season.

DATE	OPPONENT	SCORER	SCORE	TIME	DATE	OPPONENT	SCORER	SCORE	TIME
Nov. 16, 1983	Buffalo	Mike Ramsey	6-5 L	0:17	Feb. 25, 2004	Pittsburgh	Ric Jackman	4-3 L	1:48
Nov. 19, 1983	at Minnesota	Brian Bellows	8-7 L	2:53	Mar. 2, 2004	at Edmonton	Ryan Smyth	5-4 L	2:26
Jan. 5, 1984	at Philadelphia	Ilkka Sinisalo	7-6 L	2:32	Mar. 16, 2004	Anaheim	Sergei Fedorov	3-2 L	0:29
Feb. 27, 1984	Edmonton	Dave Hunter	6-5 L	2:10	Nov. 6, 2005	at Chicago	Brent Seabrook	2-1 L	4:21
Mar. 9, 1984	NY Rangers	Mark Osborne	6-5 L	0:43	Feb. 12, 2006	San Jose	Tom Preissing	5-4 L	1:54
Mar. 23, 1984	Vancouver	Tony Tanti	4-3 L	3:16	Dec. 9, 2006	Dallas	Jere Lehtinen	4-3 L	4:55
Nov. 14, 1984	Pittsburgh	Mario Lemieux	4-3 L	3:54	Feb. 15, 2007	Anaheim	Teemu Selanne	5-4 L	1:53
Nov. 3, 1985	St. Louis	Doug Gilmour	4-3 L	3:55	Mar. 18, 2007	at Dallas	Mike Ribeiro	5-4 L	4:19
Mar. 20, 1987	at Vancouver	Tony Tanti (2)	6-5 L	1:03	Feb. 2, 2008	at Nashville	Alexander Radulov	3-2 L	4:10
Mar. 31, 1987	at Edmonton	Steve Smith	5-4 L	2:29	Nov. 22, 2008	at Philadelphia	Mike Richards	4-3 L	1:35
Feb. 21, 1988	Edmonton	Kevin Lowe	4-3 L	3:15	Dec. 16, 2008	at Dallas	Loui Eriksson	2-1 L	3:39
Mar. 24, 1988	at Boston	Ray Bourque	4-3 L	0:52	Dec. 23, 2008	at Colorado	Brett Clark	5-4 L	1:48
Nov. 11, 1988	Chicago	Wayne Presley	6-5 L	1:59	Mar. 10, 2009	at Detroit	Johan Franzen	3-2 L	3:35
Mar. 29, 1989	at Los Angeles	Marty McSorley	2-1 L	3:37	Nov. 19, 2009	at St. Louis	Erik Johnson	3-2 L	0:17
Nov. 5, 1989	at Chicago	Dave Manson	4-3 L	3:18	Oct. 16, 2010	Detroit	Niklas Kronwall	2-1 L	4:44
Feb. 20, 1990	Buffalo	Mike Hartman	4-3 L	2:06	Oct. 23, 2010	Carolina	Anton Babchuk	4-3 L	2:52
Mar. 12, 1990	at Calgary	Theoren Fleury	5-4 L	1:40	Oct. 25, 2010	at Montreal	Andrei Kostitsyn	3-2 L	1:25
Mar. 18, 1990	at Buffalo	Phil Housley	4-3 L	2:03	Nov. 8, 2010	at Detroit	Henrik Zetterberg	3-2 L	1:23
Mar. 18, 1991	at Calgary	Carey Wilson	4-3 L	2:28	Jan. 2, 2011	at Minnesota	Cam Barker	6-5 L	0:46
Mar. 28, 1991	at Vancouver	Geoff Courtnall	3-2 L	1:49	Jan. 8, 2011	Buffalo	Drew Stafford	2-1 L	3:12
Oct. 8, 1991	Vancouver	Geoff Courtnall (2)	3-2 L	3:32	Mar. 8, 2011	Vancouver	Dan Hamhuis	4-3 L	2:13
Nov. 1, 1991	Calgary	Robert Reichel	7-6 L	4:37	Nov. 10, 2011	Montreal	Josh Gorges	3-2 L	1:45
Nov. 14, 1991	at St. Louis	Lee Norwood	2-1 L	2:31	Dec. 28, 2011	Boston	Dennis Seidenberg	2-1 L	0:58
Feb. 17, 1992	at NY Islanders	Tom Fitzgerald	5-4 L	2:55	Jan. 5, 2012	at Los Angeles	Drew Doughty	1-0 L	0:38
Oct. 8, 1992	at San Jose	Kelly Kisio	4-3 L	4:00	Jan. 30, 2013	vs. Edmonton	Nail Yakupov	2-1 L	3:52
Dec. 5, 1992	Montreal	Vincent Damphousse	3-2 L	2:18	Mar. 27, 2013	at Minnesota	Mikko Koivu	4-3 L	2:43
Oct. 10, 1993	at Chicago	Dirk Graham	4-3 L	4:50	Apr. 12, 2013	at Calgary	Mark Giordano	3-2 L	4:36
Oct. 29, 1993	Los Angeles	Rob Blake	4-3 L	3:07	Oct. 15, 2013	Ottawa	Cory Conacher	4-3 L	2:48
Nov. 5, 1993	Ottawa	Bob Kudelski	7-6 L	1:33	Nov. 21, 2013	Colorado	Ryan O'Reilly	4-3 L	4:18
Dec. 18, 1993	at Calgary	Ron Stern	5-4 L	2:32	Dec. 6, 2013	at Vancouver	Chris Higgins	3-2 L	3:41
Jan. 16, 1994	Tampa Bay	Mikael Andersson	3-2 L	0:09	Dec. 23, 2013	at Buffalo	Mark Pysyk	2-1 L	3:47
Feb. 2, 1995	St. Louis	Brett Hull	5-4 L	3:32	Dec. 28, 2013	at Anaheim	Saku Koivu	3-2 L	0:51
Mar. 28, 1995	at San Jose	Jeff Friesen	6-5 L	4:27	Jan. 26, 2014	at Vancouver	Kevin Bieksa	5-4 L	2:15
Nov. 21, 1996	at St. Louis	Harry York	4-3 L	0:57	Mar. 24, 2014	at NY Rangers	Ryan McDonagh	4-3 L	1:56
Jan. 9, 1997	Detroit	Igor Larionov	5-4 L	0:58	Apr. 8, 2014	at Columbus	Ryan Johansen	4-3 L	3:33
Jan. 12, 1997	Buffalo	Jason Dawe	3-2 L	0:10	Nov. 18, 2014	Washington	Eric Fehr	2-1 L	3:16
Feb. 8, 1997	Dallas	Pat Verbeek	5-4 L	3:50	Nov. 25, 2014	Colorado	Daniel Briere	4-3 L	3:16
Oct. 8, 1997	Boston	Ted Donato	3-2 L	2:09	Mar. 9, 2015	Nashville	James Neal	2-1 L	2:45
Mar. 6, 1998	Carolina	Jeff O'Neill	5-4 L	2:34	Oct. 20, 2015	at New Jersey	Adam Larsson	3-2 L	0:43
Jan. 1, 1999	Dallas	Brett Hull (2)	2-1 L	0:37	Dec. 12, 2015	Carolina	Victor Rask	5-4 L	0:53
Jan. 28, 2000	at Washington	Calle Johansson	3-2 L	4:59	Dec. 26, 2015	Los Angeles	Anze Kopitar	4-3 L	0:36
Mar. 17, 2000	Nashville	Greg Johnson	4-3 L	3:56	Jan. 14, 2016	Detroit	Danny DeKeyser	3-2 L	2:08
Mar. 26, 2000	at Anaheim	Oleg Tverdovsky	4-3 L	3:47	Feb. 4, 2016	Chicago	Jonathan Toews	5-4 L	4:31
Apr. 1, 2000	at Edmonton	Tom Poti	4-3 L	3:07	Mar. 9, 2016	at Vancouver	Markus Granlund	3-2 L	1:42
Dec. 16, 2000	San Jose	Gary Suter	2-1 L	1:53	Apr. 7, 2016	at Nashville	Roman Josi	3-2 L	0:20
Feb. 7, 2001	Carolina	Jeff O'Neill (2)	2-1 L	0:25	Nov. 16, 2016	at Calgary	Michael Frolik	2-1 L	0:49
Mar. 29, 2001	at Nashville	David Legwand	4-3 L	0:36	Nov. 17, 2016	at Vancouver	Ben Hutton	3-2 L	2:34
Oct. 24, 2001	Anaheim	Mike Leclerc	3-2 L	1:49	Nov. 29, 2016	at San Jose	Brent Burns	2-1 L	0:19
Nov. 4, 2001	at Carolina	Josef Vasicek	1-0 L	0:52	Dec. 8, 2016	Calgary	Dougie Hamilton	2-1 L	1:09
Nov. 13, 2001	Edmonton	Ryan Smyth	5-4 L	2:51	Jan. 6, 2017	at Anaheim	Ondrej Kase	3-2 L	4:24
Jan. 17, 2002	at Colorado	Ville Nieminen	3-2 L	4:58	Feb. 9, 2017	Montreal	Alex Galchenyuk	5-4 L	2:13
Feb. 28, 2002	at Colorado	Chris Drury	2-1 L	3:15	Mar. 9, 2017	Ottawa	Erik Karlsson	3-2 L	0:40
Mar. 28, 2002	Anaheim	German Titov	2-1 L	3:58	Apr. 4, 2017	at Dallas	Julius Honka	3-2 L	3:45
Oct. 28, 2002	at NY Rangers	Petr Nedved	3-2 L	2:20	Oct. 7, 2017	Vegas	James Neal	2-1 L	3:46
Dec. 3, 2002	San Jose	Teemu Selanne	3-2 L	4:17	Nov. 6, 2017	at Washington	John Carlson	3-2 L	4:14
Dec. 26, 2002	at Los Angeles	Brad Chartrand	4-3 L	3:14	Nov. 28, 2017	at Edmonton	Ryan Nugent-Hopkins	3-2 L	4:20
Jan. 11, 2003	at Nashville	Scott Walker	4-3 L	0:37	Dec. 3, 2017	at Vegas	Reilly Smith	3-2 L	3:51
Mar. 31, 2003	Los Angeles	Steve Kelly	5-4 L	1:42	Jan. 13, 2018	at San Jose	Marc-Edouard Vlasic	6-5 L	2:42
Nov. 9, 2003	at Anaheim	Petr Sykora	2-1 L	3:43	Mar. 5, 2018	at Edmonton	Oscar Klefbom	4-3 L	0:50
Dec. 29, 2003	NY Rangers	Tom Poti	3-2 L	1:00	Apr. 5, 2018	at Vancouver	Daniel Sedin	4-3 L	2:33
Feb. 4, 2004	Florida	Olli Jokinen	5-4 L	3:22					

**Note, the NHL changed overtime to a 4-on-4 format beginning with the 1999-2000 season
The NHL changed OT to a 3-on-3 format beginning with the 2015-16 season.

	OVERALL			GF/Shots	GA/Shots	HOME			ROAD		
	GP	W	L			GP	W	L	GP	W	L
2005-06	7	4	3	7/24	7/25	5	2	3	2	2	0
2006-07	7	5	2	8/26	6/29	4	3	1	3	2	1
2007-08	11	5	6	12/39	12/42	7	3	4	4	2	2
2008-09	6	3	3	10/28	11/28	6	3	3	0	0	0
2009-10	20	14	6	34/90	25/89	8	6	2	12	8	4
2010-11	11	5	6	13/39	13/37	6	3	3	5	2	3
2011-12	16	6	10	21/47	21/49	6	2	4	10	4	6
2012-13	10	4	6	8/29	12/29	3	2	1	7	2	5
2013-14	13	6	7	16/49	16/49	6	3	3	7	3	4
2014-15	10	5	5	9/31	9/30	4	2	2	6	3	3
2015-16	2	1	1	2/5	2/6	-	-	-	2	1	1
2016-17	8	6	2	11/28	6/28	5	3	2	3	3	0
2017-18	7	2	5	6/27	10/26	5	2	3	2	0	2
TOTALS	128	66	62	156/472	151/475	65	34	31	63	32	31

SHOOTOUT RESULTS

DATE	OPPONENT	DECIDING GOAL	GOALTENDERS	GF	GA	ROUNDS	SCORE
Oct. 13, 2005	Nashville	Paul Kariya	David LeNeveu/Chris Mason	0	1	3	5-4 L
Nov. 19, 2005	at San Jose	Geoff Sanderson	Curtis Joseph/Evgeni Nabokov	2	0	4	4-3 W
Jan. 12, 2006	at Buffalo	Geoff Sanderson (2)	Brian Boucher/Martin Biron	1	0	3	2-1 W
Jan. 21, 2006	Edmonton	Ladislav Nagy	Curtis Joseph/Jussi Markkanen	2	1	3	4-3 W
Jan. 29, 2006	Edmonton	Radek Dvorak	Curtis Joseph/Mike Morrison	1	2	6	4-3 L
Feb. 2, 2006	Los Angeles	Steven Reinprecht	Curtis Joseph/Mathieu Garon	1	0	3	2-1 W
Apr. 8, 2006	Dallas	Jussi Jokinen	Curtis Joseph/Johan Hedberg	0	2	3	3-2 L
Nov. 16, 2006	Chicago	Ladislav Nagy (2)	Curtis Joseph/Brian Boucher	2	1	3	3-2 W
Dec. 7, 2006	at Chicago	Shane Doan	Mikael Tellqvist/Nikolai Khabibulin	2	1	6	2-1 W
Dec. 14, 2006	Columbus	Mike Comrie	Mikael Tellqvist/Fredrik Norrena	1	0	3	5-4 W
Dec. 26, 2006	at Los Angeles	Anze Kopitar	Mikael Tellqvist/Barry Brust	0	2	3	4-3 L
Jan. 15, 2007	St. Louis	Ladislav Nagy (3)	Mikael Tellqvist/Manny Legace	2	1	4	5-4 W
Jan. 26, 2007	at Colorado	Ladislav Nagy (4)	Curtis Joseph/Peter Budaj	1	0	3	5-4 W
Mar. 24, 2007	Dallas	Jere Lehtinen	Curtis Joseph/Marty Turco	0	1	7	4-3 L
Nov. 23, 2007	at Anaheim	Shane Doan (2)	Ilya Bryzgalov/Jonas Hiller	2	0	2	4-3 W
Dec. 20, 2007	at San Jose	Peter Mueller	Ilya Bryzgalov/Evgeny Nabokov	1	0	3	3-2 W
Dec. 22, 2007	Vancouver	Taylor Pyatt	Ilya Bryzgalov/Roberto Luongo	1	2	4	2-1 L
Dec. 31, 2007	Colorado	Peter Mueller (2)	Ilya Bryzgalov/Peter Budaj	2	0	2	4-3 W
Jan. 5, 2008	Anaheim	Peter Mueller (3)	Ilya Bryzgalov/J.S. Giguere	1	0	3	3-2 W
Jan. 19, 2008	Chicago	Patrick Kane	Ilya Bryzgalov/Lalime	0	2	2	2-1 L
Feb. 5, 2008	at Calgary	Jarome Iginla	Ilya Bryzgalov/Miikka Kiprusoff	0	1	3	4-3 L
Feb. 22, 2008	Colorado	Cody McLeod	Mikael Tellqvist/Jose Theodore	2	3	12	3-2 L
Mar. 11, 2008	Anaheim	Radim Vrbata	Ilya Bryzgalov/J.S. Giguere	1	0	3	3-2 W
Mar. 20, 2008	Los Angeles	Patrick O'Sullivan	Mikael Tellqvist/Erik Ersberg	0	1	4	6-5 L
Apr. 6, 2008	at Anaheim	Ryan Getzlaf	Ilya Bryzgalov/Jonas Hiller	2	3	4	3-2 L
Nov. 18, 2008	Chicago	Jonathan Toews	Ilya Bryzgalov/Nikolai Khabibulin	0	2	2	3-2 L
Dec. 13, 2008	Detroit	Jiri Hudler	Ilya Bryzgalov/Chris Osgood	1	2	4	5-4 L
Jan. 10, 2009	Dallas	Kyle Turris	Ilya Bryzgalov/Marty Turco	3	2	5	1-0 W
Feb. 19, 2009	Atlanta	Daniel Carcillo	Mikael Tellqvist/Kari Lehtonen	2	1	8	4-3 W
Mar. 19, 2009	Anaheim	Bobby Ryan	Ilya Bryzgalov/Jonas Hiller	1	2	5	3-2 L
Apr. 11, 2009	Anaheim	Viktor Tikhonov	Ilya Bryzgalov/J-S Giguere	3	2	4	5-4 W
Oct. 12, 2009	at San Jose	Lauri Korpikoski	Ilya Bryzgalov/Evgeni Nabokov	2	1	3	1-0 W
Oct. 31, 2009	Anaheim	Radim Vrbata (2)	Ilya Bryzgalov/Jonas Hiller	1	0	3	3-2 W
Dec. 10, 2009	at Los Angeles	Justin Williams	Ilya Bryzgalov/Jonathan Quick	3	4	8	3-2 L
Dec. 17, 2009	at Columbus	Robert Lang	Jason LaBarbera/Mathieu Garon	2	1	3	2-1 W
Dec. 28, 2009	at San Jose	Joe Pavelski	Ilya Bryzgalov/Evgeni Nabokov	0	1	3	3-2 L
Dec. 29, 2009	Vancouver	Lauri Korpikoski (2)	Jason LaBarbera/Roberto Luongo	1	0	3	3-2 W
Dec. 31, 2009	San Jose	Ryane Clowe	Ilya Bryzgalov/Thomas Greiss	0	1	6	3-2 L
Jan. 9, 2010	NY Islanders	Matt Moulson	Jason LaBarbera/Dwayne Roloson	2	3	6	5-4 L
Jan. 28, 2010	Calgary	Robert Lang (2)	Ilya Bryzgalov/Miikka Kiprusoff	2	0	2	3-2 W
Feb. 2, 2010	at Nashville	Adrian Aucoin	Ilya Bryzgalov/Pekka Rinne	2	1	10	1-0 W
Feb. 5, 2010	at Chicago	Adrian Aucoin (2)	Jason LaBarbera/Cristobal Huet	2	1	3	2-1 W
Mar. 10, 2010	Vancouver	Adrian Aucoin (3)	Ilya Bryzgalov/Andrew Raycroft	4	3	6	4-3 W
Mar. 14, 2010	at Atlanta	Adrian Aucoin (4)	Jason LaBarbera/Ondrej Pavelec	2	1	4	3-2 W
Mar. 18, 2010	at Florida	Radim Vrbata (3)	Ilya Bryzgalov/Tomas Vokoun	2	1	3	4-3 W
Mar. 20, 2010	Chicago	Radim Vrbata (4)	Ilya Bryzgalov/Antti Niemi	1	0	3	5-4 W
Mar. 21, 2010	at Dallas	Adrian Aucoin (5)	Jason LaBarbera/Marty Turco	2	1	4	3-2 W
Mar. 25, 2010	at Nashville	David Legwand	Ilya Bryzgalov/Pekka Rinne	1	2	3	4-3 L
Apr. 3, 2010	Edmonton	Matthew Lombardi	Ilya Bryzgalov/Jeff Deslauriers	1	0	8	3-2 W
Apr. 8, 2010	at Los Angeles	Adrian Aucoin (6)	Jason LaBarbera/Jonathan Quick	2	1	4	3-2 W
Apr. 10, 2010	at San Jose	Logan Couture	Ilya Bryzgalov/Evgeni Nabokov	2	3	5	3-2 L
Nov. 6, 2010	Pittsburgh	Mark Letestu	Ilya Bryzgalov/Brent Johnson	0	1	6	4-3 L
Nov. 19, 2010	at Edmonton	Eric Belanger	Ilya Bryzgalov/Devan Dubnyk	3	2	10	4-3 W
Dec. 4, 2010	Florida	Michael Frolik	Ilya Bryzgalov/Scott Clemmensen	2	3	10	2-1 L
Dec. 16, 2010	at N.Y. Rangers	Erik Christensen	Jason LaBarbera/Martin Biron	0	1	6	4-3 L
Dec. 18, 2010	at N.Y. Islanders	Radim Vrbata (5)	Jason LaBarbera/Nathan Lawson	3	1	5	4-3 W
Feb. 12, 2011	Chicago	Radim Vrbata (6)	Ilya Bryzgalov/Corey Crawford	1	0	6	3-2 W
Feb. 27, 2011	at Chicago	Jonathan Toews	Ilya Bryzgalov/Corey Crawford	0	1	6	4-3 L
Mar. 5, 2011	Detroit	Radim Vrbata (7)	Ilya Bryzgalov/Jimmy Howard	1	0	6	5-4 W
Mar. 29, 2011	Dallas	Ray Whitney	Ilya Bryzgalov/Kari Lehtonen	2	1	10	2-1 W
Apr. 1, 2011	Colorado	Ryan O'Reilly	Ilya Bryzgalov/Peter Budaj	0	1	5	4-3 L
Apr. 6, 2011	at Los Angeles	Jarret Stoll	Ilya Bryzgalov/Jonathan Quick	1	2	6	3-2 L
Oct. 10, 2011	at Dallas	Mike Ribeiro	Mike Smith/Kari Lehtonen	1	2	6	2-1 L
Oct. 25, 2011	Dallas	Trevor Daley	Mike Smith/Kari Lehtonen	1	2	16	2-1 L
Nov. 15, 2011	at Toronto	Patrick O'Sullivan	Mike Smith/Ben Scrivens	2	0	4	3-2 W
Dec. 5, 2011	at Chicago	Oliver Ekman-Larsson	Mike Smith/Ray Emery	2	0	4	4-3 W
Jan. 10, 2012	at N.Y. Rangers	Derek Stepan	Mike Smith/Henrik Lundqvist	1	2	12	2-1 L
Jan. 12, 2012	at Detroit	Henrik Zetterberg	Mike Smith/Jimmy Howard	1	2	8	3-2 L
Jan. 19, 2012	Detroit	Todd Bertuzzi	Mike Smith/Jimmy Howard	0	1	6	3-2 L
Feb. 13, 2012	at Vancouver	Ryan Kesler	Jason LaBarbera/Roberto Luongo	3	4	12	1-2 L
Feb. 21, 2012	Los Angeles	Mikkel Boedker	Mike Smith/Jonathan Quick	1	2	6	5-4 W
Feb. 23, 2012	at Calgary	Ray Whitney (2)	Mike Smith/Miikka Kiprusoff	1	0	5	4-3 W
Feb. 28, 2012	Vancouver	Ray Whitney (3)	Mike Smith/Cory Schneider	2	0	5	2-1 W
Mar. 8, 2012	Minnesota	Dany Heatley	Jason LaBarbera/Matt Hackett	2	3	10	3-2 L
Mar. 12, 2012	Nashville	Andrei Kostitsyn	Mike Smith/Pekka Rinne	0	1	5	5-4 L
Mar. 18, 2012	at Edmonton	Ray Whitney (4)	Mike Smith/Devan Dubnyk	2	1	5	3-2 W
Mar. 20, 2012	at Dallas	Mike Ribeiro	Mike Smith/Kari Lehtonen	0	1	6	4-3 L
Mar. 24, 2012	at San Jose	Michal Handzus	Mike Smith/Antti Niemi	0	2	4	4-3 L
Feb. 1, 2013	at Dallas	Jaromir Jagr	Mike Smith/ Kari Lehtonen	1	2	8	4-3 L

DATE	OPPONENT	DECIDING GOAL	GOALTENDERS	GF	GA	ROUNDS	SCORE
Feb. 9, 2013	at San Jose	Mikkel Boedker	Mike Smith/ Antti Niemi	2	0	4	1-0 W
Feb. 23, 2013	at Edmonton	Sam Gagner	Mike Smith/ Nikolai Khabibulin	0	2	4	3-2 L
Mar. 2, 2013	Anaheim	Steve Sullivan	Mike Smith/ Viktor Fasth	1	0	6	5-4 W
Mar. 4, 2013	Anaheim	Oliver Ekman-Larsson	Mike Smith/ Jonas Hiller	2	1	10	5-4 W
Mar. 16, 2013	at Columbus	Artem Anisimov	Mike Smith/ Sergei Bobrovsky	0	2	4	1-0 L
Mar. 30, 2013	at San Jose	Logan Couture	Jason LaBarbera/ Antti Niemi	0	1	6	3-2 L
Apr. 18, 2013	at St. Louis	Andy McDonald	Chad Johnson/ Brian Elliott	0	1	6	2-1 L
Apr. 20, 2013	at Chicago	David Schlemko	Mike Smith/ Corey Crawford	2	1	6	3-2 W
Apr. 26, 2013	Anaheim	Matt Duchene	Mike Smith/ Semyon Varlamov	0	2	4	5-4 L
Oct. 18, 2013	at Anaheim	Jakob Silfverberg	Mike Smith/ Jonas Hiller	3	4	6	3-2 L
Oct. 31, 2013	Nashville	Mikkel Boedker	Thomas Greiss/ Carter Hutton	1	0	5	5-4 W
Nov. 2, 2013	at San Jose	Antoine Vermette	Mike Smith/ Antti Niemi	2	1	5	3-2 W
Nov. 5, 2013	Vancouver	Antoine Vermette	Mike Smith/ Roberto Luongo	2	1	6	3-2 W
Nov. 9, 2013	Washington	Antoine Vermette	Mike Smith/ Michal Neuvirth	2	0	2	4-3 W
Nov. 14, 2013	at Chicago	Brandon Pirri	Mike Smith/ Corey Crawford	1	2	4	5-4 L
Dec. 19, 2013	at Toronto	Joffrey Lupul	Mike Smith/ James Reimer	1	2	3	2-1 L
Dec. 27, 2013	San Jose	Patrick Marleau	Mike Smith/ Antti Niemi	1	2	3	4-3 L
Feb. 27, 2014	at Winnipeg	Olli Jokinen	Mike Smith/ Ondrej Pavelec	1	2	4	3-2 L
Mar. 10, 2014	at Tampa Bay	Radim Vrbata	Mike Smith/ Ben Bishop	1	0	3	4-3 W
Mar. 27, 2014	at New Jersey	Mikkel Boedker	Thomas Greiss/ Martin Brodeur	1	0	3	3-2 W
Apr. 1, 2014	Winnipeg	Andrew Ladd	Thomas Greiss/ Ondrej Pavelec	0	1	3	2-1 L
Apr. 4, 2014	Edmonton	Sam Gagner	Thomas Greiss/ Ben Scrivens	0	1	4	3-2 L
Oct. 21, 2014	at Nashville	Ryan Ellis	Devan Dubnyk/ Pekka Rinne	1	2	4	4-3 L
Nov. 7, 2014	at Anaheim	Mikkel Boedker	Mike Smith/ Frederik Andersen	2	1	3	3-2 W
Nov. 22, 2014	at San Jose	Antoine Vermette	Devan Dubnyk/ Antti Niemi	1	0	3	4-3 W
Dec. 13, 2014	Minnesota	Mikko Koivu	Devan Dubnyk/ Niklas Backstrom	1	2	3	4-3 L
Dec. 27, 2014	Anaheim	Shane Doan	Devan Dubnyk/ Frederik Andersen	1	0	4	2-1 W
Jan. 18, 2015	at Winnipeg	Bryan Little	Mike Smith/ Ondrej Pavelec	0	1	3	4-3 L
Jan. 27, 2015	at Philadelphia	Wayne Simmonds	Mike Smith/ Steve Mason	0	1	3	4-3 L
Feb. 5, 2015	Carolina	Elias Lindholm	Mike Smith/ Cam Ward	0	1	3	2-1 L
Feb. 9, 2015	at Chicago	Antoine Vermette	Mike Smith/ Antti Raanta	2	1	3	3-2 W
Mar. 5, 2015	Vancouver	Sam Gagner	Mike Smith/ Eddie Lack	1	0	3	3-2 W
Jan. 2, 2016	at Edmonton	Ryan Nugent-Hopkins	Louis Domingue/Cam Talbot	1	2	3	4-3 L
Jan. 25, 2016	at Minnesota	Anthony Duclair	Louis Domingue/Devan Dubnyk	1	0	3	2-1 W
Nov. 3, 2016	Nashville	Anthony Duclair	Louis Domingue/Pekka Rinne	2	0	2	3-2 W
Nov. 25, 2016	Edmonton	Oliver Ekman-Larsson	Mike Smith/ Cam Talbot	2	1	3	3-2 W
Dec. 3, 2016	Columbus	Cam Atkinson	Mike Smith/Curtis McElhinney	0	2	2	3-2 L
Dec. 15, 2016	at Toronto	Peter Holland	Mike Smith/Frederik Andersen	1	0	3	3-2 W
Jan. 7, 2017	N.Y. Islanders	Anthony Duclair	Louis Domingue/Thomas Greiss	2	0	2	2-1 W
Feb. 4, 2017	at San Jose	Radim Vrbata	Mike Smith/Martin Jones	2	1	3	3-2 W
Mar. 14, 2017	at Los Angeles	Anthony DeAngelo	Louis Domingue/Ben Bishop	2	1	11	3-2 W
Mar. 16, 2017	Detroit	Gustav Nyquist	Mike Smith/Petr Mrazek	1	0	3	5-4 L
Nov. 4, 2017	Carolina	Derek Stepan	Antti Raanta/Scott Darling	2	1	3	2-1 W
Nov. 9, 2017	at St. Louis	Brayden Schenn	Antti Raanta/Carter Hutton	0	2	3	3-2 L
Jan. 6, 2018	NY Rangers	Mika Zibanejad	Antti Raanta/Henrik Lundqvist	0	1	3	2-1 L
Jan. 16, 2018	San Jose	Joe Pavelski	Antti Raanta/Aaron Dell	0	1	3	3-2 L
Jan. 18, 2018	at Nashville	Craig Smith	Antti Raanta/Pekka Rinne	1	2	4	3-2 L
Feb. 10, 2018	Philadelphia	Nolan Patrick	Antti Raanta/Brian Elliott & Michal Neuvirth	1	2	7	4-3 L
Mar. 13, 2018	Los Angeles	Alex Goligoski	Adin Hill/Jack Campbell	2	1	5	4-3 W

SPECIAL TEAMS

	POWER PLAY			
	OPP	GF	PCT	RANK
1979-80	336	63	18.8	16/21
1980-81	345	60	17.4	21/21
1981-82	328	74	22.6	11/21
1982-83	317	71	22.4	10/21
1983-84	374	80	21.4	13/21
1984-85	315	75	23.8	5/21
1985-86	356	72	20.2	17/21
1986-87	400	52	17.3	19/21
1987-88	432	110	25.5	2/21
1988-89	357	79	22.1	5/21
1989-90	347	65	18.7	17/21
1990-91	381	74	19.4	11/21
1991-92	435	91	20.9	7/22
1992-93	467	98	21.0	8/24
1993-94	423	82	19.4	11/26
1994-95	219	42	19.2	9/26
1995-96	417	82	19.7	6/26
1996-97	359	65	18.1	6/26
1997-98	384	57	14.8	14/26
1998-99	342	41	12.0	26/27
1999-00	310	37	11.9	27/28
2000-01	343	57	16.6	14/30
2001-02	340	53	15.6	14/30
2002-03	385	55	14.3	21/30
2003-04	358	51	14.2	26/30
2005-06	541	96	17.7	19/30
2006-07	400	66	16.5	22/30
2007-08	339	63	18.6	11/30
2008-09	344	50	14.5	28/30
2009-10	314	46	14.6	28/30
2010-11	289	46	15.9	23/30
2011-12	251	34	13.6	29/30
2012-13	169	25	14.8	25/30
2013-14	282	56	19.9	4/30
2014-15	230	46	20.0	7/30
2015-16	300	53	17.7	20/30
2016-17	235	38	16.2	26/30
2017-18	243	41	16.9	26/31

	PENALTY KILLING			
	TS	GA	PCT	RANK
1979-80	275	63	77.1	13/21
1980-81	261	67	74.3	18/21
1981-82	249	61	75.5	16/21
1982-83	294	78	73.5	17/21
1983-84	341	86	74.8	19/21
1984-85	319	70	78.1	11/21
1985-86	335	83	75.2	18/21
1986-87	324	53	83.6	1/21
1987-88	444	94	78.8	13/21
1988-89	374	82	78.1	14/21
1989-90	333	57	82.9	3/21
1990-91	351	57	83.8	3/21
1991-92	428	68	84.1	3/22
1992-93	438	80	81.7	11/24
1993-94	445	91	79.6	23/26
1994-95	235	40	83.0	13/26
1995-96	430	88	79.5	23/26
1996-97	334	47	85.9	5/26
1997-98	408	66	83.8	21/26
1998-99	348	45	87.1	5/27
1999-00	306	43	85.9	9/28
2000-01	432	64	85.2	8/30
2001-02	356	60	83.1	21/30
2002-03	412	77	81.3	27/30
2003-04	398	71	82.2	23/30
2005-06	513	98	80.9	22/30
2006-07	425	92	78.4	29/30
2007-08	332	64	80.7	24/30
2008-09	293	68	76.8	28/30
2009-10	317	49	84.5	6/30
2010-11	296	64	78.4	26/30
2011-12	249	36	85.5	8/30
2012-13	169	34	79.9	22/30
2013-14	272	57	79.0	26/30
2014-15	279	65	76.7	29/30
2015-16	304	69	77.3	28/30
2016-17	260	59	77.3	27/30
2017-18	225	46	79.6	19/31

	PENALTY MINUTES		
	MINS	AVG	RANK
1979-80	1251	15.6	8/21
1980-81	1191	14.9	1/21
1981-82	1314	16.4	18/21
1982-83	1089	13.6	3/21
1983-84	1579	19.7	15/21
1984-85	1540	19.3	14/21
1985-86	1774	22.2	13/21
1986-87	1537	19.2	2/21
1987-88	2278	28.5	16/21
1988-89	1843	23.0	8/21
1989-90	1629	20.4	4/21
1990-91	1675	20.9	3/21
1991-92	1907	23.8	13/22
1992-93	1851	22.8	13/24
1993-94	2143	25.5	26/26
1994-95	1141	23.8	24/26
1995-96	1622	19.8	13/26
1996-97	1582	19.3	15/26
1997-98	1602	19.5	15/26
1998-99	1412	17.2	20/27
1999-00	940	11.5	7/28
2000-01	1337	16.3	21/30
2001-02	1154	14.1	10/30
2002-03	1433	17.5	28/30
2003-04	1300	15.9	23/30
2005-06	1493	18.4	27/30
2006-07	1417	17.6	29/30
2007-08	1175	14.3	24/30
2008-09	1092	13.3	11/30
2009-10	905	11.3	5/30
2010-11	863	10.5	9/30
2011-12	757	9.2	3/30
2012-13	504	10.5	7/30
2013-14	810	9.9	8/30
2014-15	776	9.5	15/30
2015-16	1009	12.3	29/30
2016-17	809	9.9	19/30
2017-18	642	7.8	8/31

	SHORTHANDED	
	GF	GA
1979-80	4	10
1980-81	8	15
1981-82	4	11
1982-83	10	7
1983-84	13	18
1984-85	12	17
1985-86	13	14
1986-87	6	9
1987-88	11	17
1988-89	15	13
1989-90	14	7
1990-91	8	12
1991-92	7	6
1992-93	3	14
1993-94	13	17
1994-95	7	6
1995-96	10	12
1996-97	9	14
1997-98	10	6
1998-99	8	5
1999-00	14	7
2000-01	9	6
2001-02	8	6
2002-03	4	11
2003-04	9	8
2005-06	9	11
2006-07	5	13
2007-08	11	12
2008-09	5	4
2009-10	3	7
2010-11	5	6
2011-12	6	6
2012-13	2	2
2013-14	3	5
2014-15	4	7
2015-16	4	14
2016-17	8	7
2017-18	2	10

PENALTY SHOTS FOR 10 Goals, 47 Chances

DATE	OPPONENT	PLAYER	GOALTENDER	RESULT
Oct. 19, 1979	Minnesota	Peter Sullivan	Gary Edwards	Failed
Jan. 1, 1985	Calgary	Bengt Lundholm	Reggie Lemelin	Failed
Oct. 13, 1985	Quebec	Doug Smail	Richard Sevigny	Failed
Dec. 11, 1988	at Vancouver	Brent Ashton	Kirk McLean	Scored
Dec. 17, 1988	at Washington	Dale Hawerchuk	Clint Malarchuk	Failed
Oct. 10, 1989	at Pittsburgh	Doug Smail	Tom Barrasso	Failed
Nov. 27, 1991	NY Rangers	Troy Murray	Mike Richter	Failed
Dec. 19, 1992	at St. Louis	Phil Housley	Curtis Joseph	Failed
Feb. 23, 1993	at Ottawa	Stu Barnes	Peter Sidorkiewicz	Failed
Mar. 9, 1993	at Tampa Bay	Teemu Selanne	Wendell Young	Scored
Feb. 6, 1995	at Calgary	Teemu Selanne	Trevor Kidd	Failed
Nov. 18, 1996	Detroit	Mike Hudson	Chris Osgood	Failed
Jan. 24, 1998	Edmonton	Keith Tkachuk	Bob Essensa	Failed
Mar. 25, 1999	Washington	Robert Reichel	Rick Tabaracci	Failed
Dec. 2, 1999	Tampa Bay	Jeremy Roenick	Dan Cloutier	Scored
Jan. 12, 2000	Pittsburgh	Keith Tkachuk	J-Sebastien Aubin	Scored
Mar. 17, 2000	Nashville	Jeremy Roenick	Tomas Vokoun	Scored
Feb. 28, 2001	at Columbus	Jeremy Roenick	Marc Denis	Failed
Mar. 30, 2002	Colorado	Krystofer Kolanos	Patrick Roy	Scored
Apr. 9, 2002	at Calgary	Michal Handzus	Roman Thibaut	Failed
Mar. 14, 2003	Chicago	Mike Johnson	Jocelyn Turibeault	Failed
Mar. 14, 2004	at Colorado	Mike Comrie	Tommy Salo	Failed
Apr. 3, 2004	Chicago	Ivan Novoseltsev	Adam Munro	Failed
Oct. 8, 2005	Minnesota	Ladislav Nagy	Dwayne Roloson	Scored

DATE	OPPONENT	PLAYER	GOALTENDER	RESULT
Oct. 17, 2005	at Calgary	Oleg Saprykin	Miikka Kiprusoff	Failed
Nov. 25, 2005	at Dallas	Mike Comrie	Marty Turco	Failed
Nov. 26, 2005	Vancouver	Shane Doan	Alexander Auld	Failed
Dec. 29, 2005	Los Angeles	Ladislav Nagy	Jason LaBarbera	Failed
Mar. 18, 2007	Dallas	Shane Doan	Marty Turco	Failed
Dec. 29, 2007	Detroit	Radim Vrbata	Chris Osgood	Scored
Jan. 10, 2008	at Edmonton	Shane Doan	Mathieu Garon	Failed
Feb. 10, 2008	Nashville	Keith Yandle	Dan Ellis	Failed
Nov. 14, 2009	Dallas	Shane Doan	Marty Turco	Failed
Mar. 20, 2010	Chicago	Matthew Lombardi	Antti Niemi	Failed
Feb. 19, 2011	at Nashville	Shane Doan	Pekka Rinne	Failed
Nov. 21, 2011	at Washington	Lauri Korpikoski	Tomas Vokoun	Scored
Mar. 10, 2012	San Jose	Ray Whitney	Antti Niemi	Failed
Mar. 18, 2012	at Edmonton	Keith Yandle	Devan Dubnyk	Failed
Mar. 25, 2013	Detroit	Lauri Korpikoski	Jonas Gustavsson	Failed
Feb. 7, 2015	Detroit	Martin Erat	Petr Mrazek	Failed
Feb. 14, 2015	NY Rangers	Tobias Rieder	Cam Talbot	Failed
Jan. 9, 2016	Nashville	Anthony Duclair	Carter Hutton	Failed
Mar. 5, 2016	Florida	Anthony Duclair	Al Montoya	Failed
Mar. 24, 2016	Dallas	Brad Richardson	Kari Lehtonen	Failed
Dec. 10, 2016	Nashville	Shane Doan	Pekka Rinne	Failed
Dec. 27, 2016	Dallas	Radim Vrbata	Kari Lehtonen	Scored
Apr. 6, 2017	Vancouver	Max Domi	Ryan Miller	Failed

PENALTY SHOTS AGAINST 22 Goals, 59 Chances

DATE	OPPONENT	PLAYER	GOALTENDER	RESULT
Dec. 14, 1980	NY Islanders	Anders Kallur	Pierre Hamel	Failed
Feb. 6, 1981	at Edmonton	Wayne Gretzky	Pierre Hamel	Failed
Dec. 19, 1983	at Calgary	Doug Risebrough	Doug Soetaert	Scored
Feb. 23, 1985	at Montreal	Chris Nilan	Brian Hayward	Scored
Oct. 16, 1985	at Detroit	Gerard Gallant	Brian Hayward	Scored
Dec. 28, 1986	Minnesota	Kent Nilsson	Eldon Reddick	Failed
Oct. 25, 1987	Los Angeles	Luc Robitaille	Eldon Reddick	Scored
Mar. 10, 1988	at Calgary	Hakan Loob	Daniel Berthiaume	Failed
Nov. 29, 1988	NY Rangers	Guy Lafleur	Eldon Reddick	Failed
Jan. 31, 1989	at St. Louis	Doug Evans	Daniel Berthiaume	Scored
Feb. 13, 1989	at Detroit	Steve Yzerman	Bob Essensa	Scored
Feb. 28, 1992	at Vancouver	Pavel Bure	Rick Tabaracci	Scored
Feb. 1, 1993	at Ottawa	Laurie Boschman	Mike O'Neill	Scored
Oct. 31, 1993	Calgary	Paul Ranheim	Bob Essensa	Scored
Nov. 3, 1993	St. Louis	Philippe Bozon	Bob Essensa	Failed
Mar. 29, 1994	at San Jose	Sergei Makarov	Tim Cheveldae	Scored
Mar. 22, 1995	at Detroit	Bob Errey	Nikolai Khabibulin	Failed
Apr. 8, 1995	at Toronto	Dave Andreychuk	Tim Cheveldae	Failed
Feb. 1, 1996	at Colorado	Peter Forsberg	Tim Cheveldae	Failed
Feb. 26, 1996	Los Angeles	Kevin Stevens	Nikolai Khabibulin	Failed
Dec. 3, 1997	at Tampa Bay	Dino Ciccarelli	Nikolai Khabibulin	Failed
Jan. 26, 1998	Vancouver	Pavel Bure	Nikolai Khabibulin	Scored
Jan. 10, 2000	at NY Islanders	Brad Isbister	Sean Burke	Scored
Oct. 27, 2001	Colorado	Greg de Vries	Sean Burke	Failed
Jan. 27, 2004	Calgary	Shean Donovan	Sean Burke	Scored
Feb. 2, 2004	Columbus	David Vyborny	Brian Boucher	Scored
Oct. 8, 2005	Minnesota	Alexandre Daigle	Curtis Joseph	Failed
Nov. 10, 2005	Calgary	Jarome Iginla	Curtis Joseph	Scored
Mar. 4, 2006	Detroit	Nicklas Lidstrom	Philippe Sauve	Failed
Mar. 7, 2006	at Detroit	Mark Mowers	Curtis Joseph	Failed

DATE	OPPONENT	PLAYER	GOALTENDER	RESULT
Oct. 24, 2006	at Calgary	Daymond Langkow	Curtis Joseph	Failed
Nov. 3, 2006	at Anaheim	Andy McDonald	Curtis Joseph	Scored
Feb. 19, 2007	at Nashville	Jean-Pierre Dumont	Curtis Joseph	Scored
Mar. 8, 2007	Vancouver	Daniel Sedin	Curtis Joseph	Failed
Oct. 30, 2007	at St. Louis	Lee Stempniak	Mikael Tellqvist	Failed
Nov. 12, 2007	at San Jose	Joe Pavelski	Mikael Tellqvist	Failed
Jan. 19, 2008	Chicago	Rene Bourque	Ilya Bryzgalov	Failed
Dec. 19, 2009	at Anaheim	Todd Marchant	Ilya Bryzgalov	Failed
Jan. 7, 2010	at Vancouver	Mason Raymond	Ilya Bryzgalov	Failed
Dec. 26, 2010	at Dallas	Loui Eriksson	Jason LaBarbera	Failed
Feb. 25, 2011	at Columbus	RJ Umberger	Ilya Bryzgalov	Failed
Mar. 8, 2011	Vancouver	Alex Burrows	Ilya Bryzgalov	Failed
Mar. 17, 2011	at Edmonton	Andrew Cogliano	Ilya Bryzgalov	Failed
Oct. 15, 2011	vs. Winnipeg	Nik Antropov	Mike Smith	Failed
Dec. 31, 2011	at Minnesota	Matt Cullen	Curtis McElhinney	Scored
Jan. 10, 2012	at N.Y. Rangers	Marian Gaborik	Mike Smith	Failed
Mar. 6, 2013	at Anaheim	Andrew Cogliano	Jason LaBarbera	Failed
Oct. 11, 2013	at Philadelphia	Adam Hall	Thomas Greiss	Failed
Nov. 23, 2013	Anaheim	Emerson Etem	Mike Smith	Failed
Dec. 12, 2015	Carolina	Jeff Skinner	Anders Lindback	Failed
Dec. 22, 2015	Toronto	Michael Grabner	Louis Domingue	Failed
Jan. 18, 2016	Buffalo	Evander Kane	Louis Domingue	Failed
Feb. 23, 2016	at Tampa Bay	Cedric Paquette	Louis Domingue	Scored
Nov. 17, 2016	at Vancouver	Ben Hutton	Louis Domingue	Scored
Jan. 4, 2017	at Vancouver	Brandon Sutter	Mike Smith	Scored
Mar. 11, 2017	New Jersey	Taylor Hall	Mike Smith	Failed
Oct. 21, 2017	Chicago	Tommy Wingels	Louis Domingue	Failed
Oct. 28, 2017	at New Jersey	Brian Gibbons	Louis Domingue	Scored
Nov. 4, 2017	Carolina	Jeff Skinner	Antti Raanta	Failed

DATE	OPPONENT	RESULT	PLAYER	G
Dec. 15, 1979	Montreal	6-2 W	Willy Lindstrom	3
Mar. 26, 1980	Hartford	7-0 W	Dave Christian	3
Oct. 17, 1980	Chicago	6-2 W	Morris Lukowich	3
Nov. 2, 1980	Washington	4-4 T	Norm Dupont	3
Feb. 12, 1981	at NY Rangers	8-6 L	Dave Christian	3
Oct. 25, 1981	Los Angeles	9-4 W	Dale Hawerchuk	3
Mar. 2, 1982	at Philadelphia	7-6 W	Willy Lindstrom	5
Mar. 13, 1982	at Toronto	10-2 W	Dale Hawerchuk	3
Oct. 24, 1982	Edmonton	9-5 W	Dale Hawerchuk	3
Feb. 4, 1983	Pittsburgh	6-4 W	Dale Hawerchuk	3
Feb. 25, 1983	Hartford	5-3 W	Dale Hawerchuk	3
Mar. 23, 1983	Edmonton	7-4 W	Lucien DeBlois	3
Mar. 30, 1983	Los Angeles	10-5 W	Ron Wilson	4
Apr. 3, 1983	Detroit	8-3 W	Thomas Steen	3
Oct. 5, 1983	Detroit	6-6 T	Scott Arniel	3
Dec. 14, 1983	at Toronto	8-4 W	Dale Hawerchuk	3
Jan. 18, 1984	at Pittsburgh	5-4 W	Paul MacLean	3
Mar. 6, 1984	at Los Angeles	7-3 W	Paul MacLean	3
Nov. 24, 1984	at Los Angeles	9-5 W	Laurie Boschman	3
Dec. 14, 1984	Toronto	6-4 W	Dale Hawerchuk	3
Jan. 4, 1985	at Edmonton	7-4 L	Dale Hawerchuk	3
Jan. 21, 1985	Pittsburgh	7-6 W	Dale Hawerchuk	3
Oct. 23, 1985	Edmonton	9-3 W	Perry Turnbull	3
Mar. 19, 1986	Montreal	6-4 W	Brian Mullen	3
Mar. 31, 1986	at Los Angeles	5-2 W	Ray Neufeld	3
Nov. 2, 1986	at NY Rangers	5-4 W	Paul MacLean	3
Nov. 9, 1986	New Jersey	8-1 W	Thomas Steen	3
Nov. 13, 1986	at Los Angeles	6-5 W	Paul MacLean	3
Feb. 20, 1987	Boston	6-2 W	Doug Smail	3
Mar. 25, 1987	Calgary	10-1 W	Doug Smail	3
Nov. 1, 1987	Vancouver	7-3 W	Ray Neufeld	3
Nov. 25, 1987	at Detroit	10-8 L	Paul MacLean	3
Dec. 28, 1987	at Los Angeles	5-2 W	Ray Neufeld	3
Feb. 3, 1988	Calgary	9-0 W	Laurie Boschman	3
Feb. 6, 1988	at Minnesota	8-8- T	Dale Hawerchuk	3
Mar. 5, 1988	at Toronto	10-1 W	Paul MacLean	3
Mar. 9, 1988	Calgary	6-6 T	Paul MacLean	4
Nov. 8, 1988	at Quebec	8-4 W	Dale Hawerchuk	3
Nov. 20, 1988	Edmonton	7-4 W	Iain Duncan	3
Nov. 20, 1988	Edmonton	7-4 W	Andrew McBain	3
Jan. 26, 1989	at NY Islanders	8-6 L	Dale Hawerchuk	3
Feb. 19, 1989	Hartford	7-6 W	Brent Ashton	3
Mar. 18, 1989	at Toronto	10-2 W	Thomas Steen	3
Nov. 11, 1991	Los Angeles	6-2 W	Stu Barnes	3
Oct. 14, 1992	Edmonton	7-3 W	Teemu Selanne	3
Nov. 17, 1992	at Tampa Bay	6-5 W	Evgeny Davydov	3
Dec. 11, 1992	at Washington	8-6 L	Teemu Selanne	3
Feb. 22, 1993	Ottawa	6-3 W	Thomas Steen	3
Feb. 28, 1993	Minnesota	7-6 W	Teemu Selanne	4
Mar. 2, 1993	Quebec	7-4 L	Teemu Selanne	3
Mar. 9, 1993	at Tampa Bay	4-2 W	Teemu Selanne	3
Oct. 6, 1993	Washington	6-4 W	Teemu Selanne	3
Oct. 23, 1993	at Philadelphia	9-6 W	Keith Tkachuk	3
Nov. 9, 1993	at NY Islanders	5-2 W	Alexei Zhamnov	3
Nov. 30, 1993	at Los Angeles	8-6 W	Alexei Zhamnov	3

DATE	OPPONENT	RESULT	PLAYER	G
Dec. 23, 1993	Quebec	5-2 W	Teemu Selanne	3
Feb. 11, 1995	at St. Louis	3-2 W	Alexei Zhamnov	3
Mar. 28, 1995	at San Jose	6-5 L	Nelson Emerson	3
Apr. 1, 1995	at Los Angeles	7-7 T	Alexei Zhamnov	5
Oct. 7, 1995	Dallas	7-5 W	Igor Korolev	3
Dec. 12, 1995	Montreal	6-5 L	Eddie Olczyk	3
Dec. 15, 1995	Edmonton	9-4 W	Teemu Selanne	4
Feb. 1, 1996	at Colorado	6-4 L	Alexei Zhamnov	3
Mar. 26, 1996	at Dallas	8-2 W	Keith Tkachuk	4
Oct. 7, 1996	at Boston	5-2 W	Mike Gartner	3
Nov. 28, 1996	New Jersey	4-3 W	Keith Tkachuk	3
Feb. 18, 1997	Los Angeles	6-1 W	Jim McKenzie	3
Mar. 20, 1997	at Chicago	4-2 W	Keith Tkachuk	4
Dec. 1, 1997	at Florida	3-2 W	Keith Tkachuk	3
Dec. 26, 1997	at San Jose	4-0 W	Keith Tkachuk	3
Apr. 3, 1998	Anaheim	6-3 W	Keith Tkachuk	3
Mar. 7, 1999	Nashville	4-3 W	Keith Tkachuk	3
Nov. 25, 1999	New Jersey	4-2 W	Jeremy Roenick	3
Nov. 26, 1999	Colorado	7-0 W	Jeremy Roenick	3
Dec. 20, 2000	Calgary	4-2 W	Keith Tkachuk	3
Feb. 23, 2001	at Buffalo	7-3 W	Jeremy Roenick	3
Oct. 13, 2001	Washington	5-2 W	Daymond Langkow	3
Jan. 24, 2003	at Edmonton	5-1 W	Daymond Langkow	3
Nov. 27, 2003	Los Angeles	6-4 W	Ladislav Nagy	3
Dec. 3, 2005	Carolina	8-4 W	Ladislav Nagy	3
Apr. 1, 2006	at San Jose	4-3 W	Steven Reinprecht	3
Dec. 30, 2006	San Jose	8-0 W	Jeremy Roenick	3
Oct. 11, 2007	at Nashville	6-3 W	Fredrik Sjostrom	3
Nov. 7, 2007	at Anaheim	6-5 W	Peter Mueller	3
Jan. 2, 2008	at Colorado	5-2 W	Steven Reinprecht	3
Jan. 24, 2008	vs. Nashville	4-3 W (OT)	Radim Vrbata	3
Feb. 5, 2008	at Calgary	4-3 L (SO)	Peter Mueller	3
Apr. 4, 2008	at Dallas	4-2 W	Daniel Carcillo	3
Dec. 4, 2008	Toronto	6-3 W	Martin Hanzal	3
Feb. 21, 2009	at Los Angeles	6-3 W	Olli Jokinen	3
Jan. 21, 2010	Nashville	4-2 W	Scottie Upshall	3
Oct. 21, 2010	Los Angeles	4-2 W	Lee Stempniak	3
Nov. 3, 2010	Nashville	4-3 W	Ed Jovanovski	3
Nov. 12, 2010	Calgary	5-4 W	Vernon Fiddler	3
Nov. 13, 2010	St. Louis	5-3 W	Ray Whitney	3
Jan. 7, 2012	N.Y. Islanders	5-1 W	Shane Doan	3
Jan. 23, 2013	Columbus	5-1 W	Steve Sullivan	3
Apr. 27, 2013	at Anaheim	5-3 W	Radim Vrbata	3
Oct. 3, 2013	N.Y. Rangers	4-1 W	Radim Vrbata	3
Dec. 21, 2013	at Ottawa	4-3 W (OT)	Antoine Vermette	3
Jan. 26, 2014	at Vancouver	5-4 L (OT)	Antoine Vermette	3
Oct. 15, 2014	Edmonton	7-4 W	Mikkel Boedker	3
Nov. 14, 2014	at Vancouver	5-0 W	Martin Hanzal	3
Oct. 14, 2015	at Anaheim	4-0 W	Anthony Duclair	3
Oct. 24, 2015	at Ottawa	4-1 W	Mikkel Boedker	3
Nov. 28, 2015	Ottawa	4-3 W	Mikkel Boedker	3
Dec. 29, 2015	Chicago	7-5 L	Shane Doan	3
Jan. 12, 2016	Edmonton	4-3 W (OT)	Max Domi	3
Nov. 18, 2017	at Ottawa	3-2 W (OT)	Anthony Duclair	3

DATE	OPPONENT	RESULT	SAVES	GOALTENDER
Feb. 12, 1980	at NY Islanders	0-0 T	20	Markus Mattsson
Mar. 26, 1980	Hartford	7-0 W	27	Markus Mattsson
Jan. 31, 1981	at Toronto	2-0 W	38	Markus Mattsson
Jan. 20, 1982	Washington	3-0 W	21	Doug Soetaert
Mar. 5, 1982	Detroit	2-0 W	33	Doug Soetaert
Mar. 20, 1982	Toronto	7-0 W	21	Ed Staniowski
Oct. 9, 1982	at Detroit	8-0 W	36	Ed Staniowski
Mar. 9, 1983	Buffalo	6-0 W	24	Brian Hayward
Nov. 7, 1984	at Hartford	3-0 W	29	Marc Behrend
Jan. 5, 1986	Vancouver	4-0 W	20	Dan Bouchard
Mar. 16, 1986	Detroit	6-0 W	15	Dan Bouchard
Nov. 7, 1986	St. Louis	2-0 W	25	Daniel Berthiaume
Jan. 9, 1987	Hartford	3-0 W	29	Eldon Reddick/ Daniel Berthiaume
Jan. 19, 1988	St. Louis	3-0 W	23	Daniel Berthiaume
Feb. 3, 1988	Calgary	9-0 W	25	Daniel Berthiaume
Nov. 18, 1988	Toronto	3-0 W	30	Alain Chevrier
Feb. 26, 1989	Calgary	1-0 W	24	Bob Essensa
Nov. 18, 1989	at Philadelphia	1-0 W (OT)	31	Daniel Berthiaume
Mar. 29, 1990	at Los Angeles	1-0 W	30	Bob Essensa
Oct. 31, 1990	at Edmonton	1-0 W (OT)	34	Bob Essensa
Dec. 28, 1990	Boston	6-0 W	31	Bob Essensa
Jan. 21, 1991	Minnesota	2-0 W	28	Bob Essensa
Feb. 17, 1991	Quebec	6-0 W	25	Rick Tabaracci
Mar. 23, 1991	at Edmonton	3-0 W	26	Bob Essensa
Oct. 25, 1991	Philadelphia	2-0 W	34	Bob Essensa
Nov. 16, 1991	at New Jersey	1-0 W	40	Bob Essensa
Nov. 23, 1991	at Edmonton	4-0 W	36	Bob Essensa
Jan. 23, 1992	at Philadelphia	1-0 W	24	Stephane Beauregard
Jan. 28, 1992	at Pittsburgh	4-0 W	38	Bob Essensa
Feb. 2, 1992	San Jose	6-0 W	40	Bob Essensa
Mar. 11, 1992	San Jose	3-0 W	20	Stephane Beauregard
Dec. 19, 1992	at St. Louis	1-0 W	32	Bob Essensa
Apr. 15, 1993	Edmonton	3-0 W	31	Bob Essensa
Oct. 16, 1993	Chicago	1-0 W (OT)	33	Bob Essensa
Mar. 16, 1994	St. Louis	4-0 W	41	Tim Cheveldae
Nov. 26, 1995	Edmonton	4-0 W	34	Nikolai Khabibulin
Feb. 23, 1996	Chicago	1-0 W (OT)	36	Nikolai Khabibulin
Dec. 5, 1996	at St. Louis	3-0 W	33	Darcy Wakaluk
Jan. 25, 1997	Vancouver	4-0 W	26	Nikolai Khabibulin
Jan. 29, 1997	at Detroit	3-0 W	30	Nikolai Khabibulin
Feb. 12, 1997	at Dallas	5-0 W	33	Nikolai Khabibulin
Mar. 5, 1997	at Florida	3-0 W	14	Nikolai Khabibulin
Mar. 6, 1997	at Tampa Bay	5-0 W	30	Nikolai Khabibulin
Mar. 8, 1997	at Chicago	2-0 W	28	Nikolai Khabibulin
Mar. 22, 1997	at Toronto	3-0 W	33	Nikolai Khabibulin
Nov. 8, 1997	at Toronto	3-0 W	25	Nikolai Khabibulin
Nov. 22, 1997	Toronto	2-0 W	28	Nikolai Khabibulin
Dec. 26, 1997	at San Jose	4-0 W	30	Nikolai Khabibulin
Jan. 1, 1998	Los Angeles	4-0 W	23	Nikolai Khabibulin
Mar. 14, 1998	at St. Louis	2-0 W	24	Jimmy Waite
Nov. 1, 1998	at Los Angeles	3-0 W	31	Nikolai Khabibulin
Nov. 11, 1998	at Dallas	2-0 W	38	Jimmy Waite
Nov. 28, 1998	at Los Angeles	4-0 W	20	Nikolai Khabibulin
Dec. 12, 1998	at Ottawa	2-0 W	42	Nikolai Khabibulin
Jan. 11, 1999	Buffalo	1-0 W	23	Nikolai Khabibulin
Feb. 6, 1999	Chicago	3-0 W	28	Nikolai Khabibulin
Feb. 10, 1999	Los Angeles	3-0 W	26	Nikolai Khabibulin
Mar. 13, 1999	Anaheim	1-0 W	27	Nikolai Khabibulin
Apr. 17, 1999	Dallas	2-0 W	27	Nikolai Khabibulin
Oct. 5, 1999	Anaheim	4-0 W	21	Mikhail Shtalenkov
Oct. 31, 1999	at Anaheim	3-0 W	33	Mikhail Shtalenkov
Nov. 26, 1999	Colorado	7-0 W	28	Sean Burke
Feb. 1, 2000	at San Jose	1-0 W (OT)	34	Bob Essensa
Mar. 9, 2000	NY Islanders	5-0 W	30	Sean Burke
Mar. 11, 2000	Vancouver	5-0 W	26	Sean Burke
Oct. 30, 2000	at Colorado	4-0 W	45	Sean Burke
Nov. 12, 2000	at NY Rangers	2-0 W	39	Sean Burke
Nov. 30, 2000	Minnesota	2-0 W	30	Robert Esche
Feb. 9, 2001	Edmonton	2-0 W	38	Sean Burke
Feb. 16, 2001	at Carolina	2-0 W	33	Robert Esche
Mar. 28, 2001	at Minnesota	2-0 W	29	Sean Burke
Oct. 27, 2001	Colorado	1-0 W	29	Sean Burke
Nov. 29, 2001	Nashville	1-0 W	27	Sean Burke
Dec. 5, 2001	St. Louis	3-0 W	27	Sean Burke
Dec. 31, 2001	NY Rangers	5-0 W	37	Sean Burke
Jan. 21, 2002	at Nashville	1-0 W	19	Robert Esche
Mar. 24, 2002	Los Angeles	4-0 W	25	Sean Burke
Dec. 28, 2002	Philadelphia	4-0 W	23	Sean Burke

DATE	OPPONENT	RESULT	SAVES	GOALTENDER
Jan. 8, 2003	at Chicago	0-0 T	40	Zac Bierk
Apr. 4, 2003	Nashville	1-0 W	24	Sean Burke
Oct. 12, 2003	at Anaheim	2-0 W	31	Sean Burke
Dec. 31, 2003	Los Angeles	4-0 W	21	Brian Boucher
Jan. 2, 2004	at Dallas	6-0 W	35	Brian Boucher
Jan. 4, 2004	at Carolina	3-0 W	26	Brian Boucher
Jan. 7, 2004	at Washington	3-0 W	27	Brian Boucher
Jan. 9, 2004	at Minnesota	2-0 W	21	Brian Boucher
Oct. 17, 2005	at Calgary	2-0 W	25	Curtis Joseph
Nov. 3, 2005	Los Angeles	4-0 W	21	Curtis Joseph
Apr. 13, 2006	Los Angeles	3-0 W	32	Curtis Joseph
Apr. 16, 2006	at St. Louis	3-0 W	40	Curtis Joseph
Dec. 23, 2006	Anaheim	2-0 W	29	Mikael Tellqvist
Dec. 30, 2006	San Jose	8-0 W	40	Curtis Joseph
Jan. 4, 2007	at Carolina	2-0 W	29	Curtis Joseph
Feb. 6, 2007	at Columbus	3-0 W	28	Curtis Joseph
Feb. 27, 2007	at Edmonton	3-0 W	26	Curtis Joseph
Mar. 12, 2007	Philadelphia	4-0 W	24	Mikael Tellqvist
Oct. 25, 2007	at Anaheim	1-0 W	31	Alex Auld
Nov. 2, 2007	at Dallas	5-0 W	35	Mikael Tellqvist
Nov. 17, 2007	at Los Angeles	1-0 W	28	Ilya Bryzgalov
Feb. 18, 2008	at Los Angeles	4-0 W	34	Mikael Tellqvist
Feb. 24, 2008	St. Louis	2-0 W	35	Ilya Bryzgalov
Mar. 13, 2008	Vancouver	2-0 W	24	Ilya Bryzgalov
Dec. 20, 2008	Columbus	2-0 W	33	Ilya Bryzgalov
Jan. 10, 2009	Dallas	1-0 W (SO)	38	Ilya Bryzgalov
Feb. 11, 2009	at Dallas	1-0 W	33	Ilya Bryzgalov
Apr. 1, 2009	at Colorado	3-0 W	23	Al Montoya
Oct. 7, 2009	at Pittsburgh	3-0 W	24	Ilya Bryzgalov
Oct. 12, 2009	at San Jose	1-0 W (SO)	26	Ilya Bryzgalov
Oct. 29, 2009	at St. Louis	2-0 W	32	Ilya Bryzgalov
Dec. 7, 2009	Minnesota	2-0 W	28	Ilya Bryzgalov
Dec. 23, 2009	Anaheim	4-0 W	21	Ilya Bryzgalov
Feb. 2, 2010	at Nashville	1-0 W (SO)	25	Ilya Bryzgalov
Mar. 6, 2010	Anaheim	4-0 W	32	Ilya Bryzgalov
Mar. 13, 2010	at Carolina	4-0 W	29	Ilya Bryzgalov
Nov. 23, 2010	Edmonton	5-0 W	23	Ilya Bryzgalov
Dec. 5, 2010	at Anaheim	3-0 W	26	Ilya Bryzgalov
Dec. 26, 2010	at Dallas	1-0 W	30	Jason LaBarbera
Jan. 6, 2011	at Colorado	2-0 W	34	Jason LaBarbera
Jan. 20, 2011	at Los Angeles	2-0 W	36	Ilya Bryzgalov
Feb. 5, 2011	Minnesota	1-0 W	25	Ilya Bryzgalov
Feb. 7, 2011	Colorado	3-0 W	26	Ilya Bryzgalov
Mar. 10, 2011	Calgary	3-0 W	39	Ilya Bryzgalov
Mar. 24, 2011	Columbus	3-0 W	28	Ilya Bryzgalov
Nov. 12, 2011	at San Jose	3-0 W	31	Mike Smith
Nov. 26, 2011	Dallas	3-0 W	26	Mike Smith
Feb. 11, 2012	Chicago	3-0 W	38	Mike Smith
Feb. 16, 2012	at Los Angeles	1-0 W	28	Mike Smith
Mar. 10, 2012	San Jose	3-0 W	42	Mike Smith
Mar. 29, 2012	San Jose	2-0 W	38	Mike Smith
Mar. 31, 2012	Anaheim	4-0 W	44	Mike Smith
Apr. 3, 2012	Columbus	2-0 W	54	Mike Smith
Jan. 28, 2013	Nashville	4-0 W	21	Chad Johnson
Feb. 2, 2013	Dallas	2-0 W	17	Mike Smith
Feb. 9, 2013	at San Jose	1-0 W (SO)	33	Mike Smith
Feb. 18, 2013	Calgary	4-0 W	30	Mike Smith
Mar. 16, 2013	at Columbus	1-0 L (SO)	23	Mike Smith
Apr. 6, 2013	Colorado	4-0 W	24	Mike Smith
Jan. 7, 2014	Calgary	6-0 W	27	Thomas Greiss
Jan. 16, 2014	Vancouver	1-0 W	29	Mike Smith
Jan. 28, 2014	Los Angeles	3-0 W	30	Thomas Greiss
Feb. 7, 2014	Chicago	2-0 W	30	Mike Smith
Mar. 4, 2014	Vancouver	1-0 W	23	Mike Smith
Nov. 14, 2014	at Vancouver	5-0 W	35	Devan Dubnyk
Oct. 14, 2015	at Anaheim	4-0 W	37	Mike Smith
Dec. 19, 2015	NY Islanders	1-0 W	25	Louis Domingue
Jan. 9, 2016	Nashville	4-0 W	26	Louis Domingue
Mar. 12, 2016	Edmonton	4-0 W	44	Mike Smith
Apr. 2, 2016	Washington	3-0 W	31	Mike Smith
Jan. 26, 2017	Vancouver	3-0 W	19	Mike Smith
Feb. 13, 2017	at Calgary	5-0 W	36	Mike Smith
Mar. 13, 2017	Colorado	1-0 W	22	Mike Smith
Dec. 2, 2017	New Jersey	5-0 W	27	Scott Wedgewood
Feb. 17, 2018	Edmonton	1-0 W	40	Antti Raanta
Feb. 24, 2018	Anaheim	2-0 W	26	Antti Raanta
Mar. 11, 2018	Vancouver	1-0 W	27	Darcy Kuemper
Mar. 31, 2018	St. Louis	6-0 W	34	Antti Raanta

DATE	OPPONENT	RESULT	TOTAL GOALS
Nov. 25, 1987	at Detroit	10-8 L	18
Nov. 11, 1981	at Minnesota	15-2 L	17
Feb. 25, 1985	at NY Rangers	12-5 W	17
Feb. 2, 1982	at St. Louis	10-6 L	16
Mar. 30, 1983	Los Angeles	10-5 W	15
Nov. 24, 1990	at Quebec	11-4 W	15
Feb. 6, 1981	at Edmonton	10-4 L	14
Oct. 19, 1983	Montreal	12-2 L	14
Dec. 15, 1982	at Chicago	10-3 L	13
Mar. 27, 1981	Vancouver	10-2 L	12
Nov. 29, 1981	Edmonton	10-2 L	12
Mar. 13, 1982	at Toronto	10-2 W	12
Mar. 18, 1989	at Toronto	10-2 W	12
Mar. 1, 2000	Carolina	7-5 W	12
Dec. 3, 2005	Carolina	8-4 W	12
Mar. 10, 2007	Chicago	7-5 L	12
Mar. 18, 2008	at Edmonton	8-4 L	12
Feb. 14, 2009	Calgary	7-5 L	12
Dec. 17, 2015	Columbus	7-5 L	12
Dec. 29, 2015	Chicago	7-5 L	12
Mar. 5, 1981	at Philadelphia	10-1 L	11
Mar. 25, 1987	Calgary	10-1 W	11
Mar. 5, 1988	at Toronto	10-1 W	11
Oct. 12, 1988	at Chicago	10-1 L	11
Oct. 15, 2000	at Los Angeles	6-5 W	11
Feb. 27, 2001	at Boston	7-4 L	11
Mar. 24, 2001	Edmonton	7-4 W	11
Jan. 9, 2002	San Jose	6-5 L	11
Feb. 8, 2002	Los Angeles	6-5 W	11
Dec. 26, 2005	at Colorado	7-4 L	11
Dec. 29, 2005	Los Angeles	6-5 W	11
Jan. 31, 2006	Vancouver	7-4 L	11
Oct. 11, 2006	at Detroit	9-2 L	11
Nov. 30, 2006	Los Angeles	7-4 W	11
Nov. 7, 2007	at Anaheim	6-5 W (OT)	11
Mar. 20, 2008	at Los Angeles	6-5 L (SO)	11
Mar. 30, 2009	Dallas	6-5 W (OT)	11
Jan. 2, 2011	at Minnesota	6-5 L (OT)	11
Feb. 23, 2011	at Tampa Bay	8-3 L	11
Mar. 28, 2013	at Nashville	7-4 W	11
Oct. 24, 2013	at Los Angeles	7-4 L	11
Oct. 15, 2014	Edmonton	7-4 W	11
Nov. 2, 2014	at Washington	6-5 W	11
Oct. 18, 2016	at Ottawa	7-4 L	11
Dec. 28, 2017	Toronto	7-4 L	11
Jan. 13, 2018	at San Jose	6-5 L (OT)	11
Mar. 22, 2018	at Carolina	6-5 L	11

DATE	OPPONENT	RESULT	GOALTENDER	GOAL
Feb. 12, 1980	at NY Islanders	0-0 T	Markus Mattsson	----
Jan. 8, 2003	at Chicago	0-0 T	Zac Bierk	----
Feb. 26, 1989	Calgary	1-0 W	Bob Essensa	Dale Hawerchuk
Nov. 18, 1989	at Philadelphia	1-0 W (OT)	Daniel Berthiaume	Doug Smail
Mar. 29, 1990	at Los Angeles	1-0 W	Bob Essensa	Pat Elynuik
Oct. 31, 1990	at Edmonton	1-0 W (OT)	Bob Essensa	Pat Elynuik
Nov. 16, 1991	at New Jersey	1-0 W	Bob Essensa	Ed Olczyk
Jan. 23, 1992	at Philadelphia	1-0 W	Stephane Beauregard	Phil Housley
Mar. 13, 1992	Hartford	1-0 L	Stephane Beauregard	Bobby Holik
Dec. 19, 1992	at St. Louis	1-0 W	Bob Essensa	Thomas Steen
Oct. 16, 1993	Chicago	1-0 W (OT)	Bob Essensa	Nelson Emerson
Feb. 16, 1996	Pittsburgh	1-0 L	Nikolai Khabibulin	Jaromir Jagr
Feb. 23, 1996	Chicago	1-0 W (OT)	Nikolai Khabibulin	Dallas Drake
Oct. 5, 1996	Hartford	1-0 L	Nikolai Khabibulin	Alexander Godynnyuk
Jan. 11, 1999	Buffalo	1-0 W	Nikolai Khabibulin	Dallas Drake
Mar. 13, 1999	Anaheim	1-0 W	Nikolai Khabibulin	Mike Stapleton
Mar. 29, 1999	at Vancouver	1-0 L	Mikhail Shtalenkov	Peter Schaefer
Apr. 6, 1999	San Jose	1-0 L	Nikolai Khabibulin	Bill Houlder
Feb. 1, 2000	at San Jose	1-0 W (OT)	Bob Essensa	Keith Carney
Feb. 22, 2000	at Montreal	1-0 L	Sean Burke	Benoit Brunet
Oct. 27, 2001	Colorado	1-0 W	Sean Burke	Krystofer Kolanos
Nov. 4, 2001	at Carolina	1-0 L	Sean Burke	Josef Vasicek
Nov. 29, 2001	Nashville	1-0 W	Sean Burke	Sergei Berezin
Jan. 21, 2002	at Nashville	1-0 W	Robert Esche	Sergei Berezin
Jan. 18, 2003	Buffalo	1-0 L	Zac Bierk	Curtis Brown
Jan. 26, 2003	at Vancouver	1-0 L	Zac Bierk	Markus Naslund
Apr. 4, 2003	Nashville	1-0 W	Sean Burke	Branko Radivojevic
Nov. 23, 2003	at Atlanta	1-0 L	Brian Boucher	Marc Savard
Mar. 31, 2004	at Calgary	1-0 L	Brent Johnson	Jarome Iginla
Nov. 9, 2006	Dallas	1-0 L	Curtis Joseph	Brenden Morrow
Feb. 3, 2007	Minnesota	1-0 L	Curtis Joseph	Marian Gaborik
Oct. 25, 2007	at Anaheim	1-0 W	Alex Auld	Craig Weller
Nov. 17, 2007	at Los Angeles	1-0 W	Ilya Bryzgalov	Shane Doan
Dec. 7, 2007	vs. San Jose	1-0 L	Ilya Bryzgalov	Milan Michalek
Feb. 27, 2008	at Chicago	1-0 L	Ilya Bryzgalov	Jason Williams
Nov. 6, 2008	at Vancouver	1-0 L	Ilya Bryzgalov	Kevin Bieksa
Jan. 10, 2009	Dallas	1-0 W (SO)	Ilya Bryzgalov	*Kyle Turris
Feb. 11, 2009	at Dallas	1-0 W	Ilya Bryzgalov	Enver Lysin
Oct. 12, 2009	at San Jose	1-0 W (SO)	Ilya Bryzgalov	*Lauri Korpikoski
Feb. 2, 2010	at Nashville	1-0 W (SO)	Ilya Bryzgalov	*Adrian Aucoin
Dec. 26, 2010	at Dallas	1-0 W	Jason LaBarbera	Kyle Turris
Feb. 5, 2011	Minnesota	1-0 W	Ilya Bryzgalov	Taylor Pyatt
Mar. 3, 2011	at Los Angeles	1-0 L	Ilya Bryzgalov	Jarret Stoll
Dec. 1, 2011	at Winnipeg	1-0 L	Mike Smith	Bryan Little
Jan. 5, 2012	at Los Angeles	1-0 L (OT)	Mike Smith	Drew Doughty
Feb. 16, 2012	at Los Angeles	1-0 W	Mike Smith	Radim Vrbata
Feb. 9, 2013	at San Jose	1-0 W (SO)	Mike Smith	Mikkel Boedker
Mar. 16, 2013	at Columbus	1-0 L (SO)	Mike Smith	Artem Anisimov
Jan. 16, 2014	Vancouver	1-0 W	Mike Smith	Antoine Vermette
Mar. 4, 2014	Vancouver	1-0 W	Mike Smith	Antoine Vermette
Nov. 8, 2014	N.Y. Islanders	1-0 L	Mike Smith	Frans Nielsen
Mar. 16, 2015	at Los Angeles	1-0 L	Mike Smith	Andy Andreoff
Dec. 19, 2015	N.Y. Islanders	1-0 W	Louis Domingue	Oliver Ekman-Larsson
Apr. 9, 2016	at San Jose	1-0 L	Mike Smith	Joe Pavelski
Mar. 13, 2017	Colorado	1-0 W	Mike Smith	Brendan Perlini
Dec. 9, 2017	at Columbus	1-0 L	Antti Raanta	Josh Anderson
Feb. 17, 2018	Edmonton	1-0 W	Antti Raanta	Christian Dvorak
Mar. 11, 2018	Vancouver	1-0 W	Darcy Kuemper	Oliver Ekman-Larsson

*Shootout-Deciding Goal

GOALS

PLAYER	SEASON	NO.
1. Teemu Selanne	1992-93	76
2. Dale Hawerchuk	1984-85	53
3. Keith Tkachuk	1996-97	52
4. Keith Tkachuk	1995-96	50
5. Dale Hawerchuk	1986-87	47
6. Dale Hawerchuk	1985-86	46
7. Dale Hawerchuk	1981-82	45
8. Dale Hawerchuk	1987-88	44
9. Morris Lukowich	1981-82	43
10. Paul MacLean	1984-85	41
Dale Hawerchuk	1988-89	41
Keith Tkachuk	1993-94	41

ASSISTS

PLAYER	SEASON	NO.
1. Phil Housley	1992-93	79
2. Dale Hawerchuk	1984-85	77
Dale Hawerchuk	1987-88	77
4. Dale Hawerchuk	1983-84	65
5. Phil Housley	1991-92	63
6. Dave Babych	1982-83	61
Thomas Steen	1988-89	61
8. Paul MacLean	1984-85	60
9. Dale Hawerchuk	1985-86	59
10. Dale Hawerchuk	1981-82	58

POINTS

PLAYER	SEASON	NO.
1. Teemu Selanne	1992-93	132
2. Dale Hawerchuk	1984-85	130
3. Dale Hawerchuk	1987-88	121
4. Dale Hawerchuk	1985-86	105
5. Dale Hawerchuk	1981-82	103
6. Dale Hawerchuk	1983-84	102
7. Paul MacLean	1984-85	101
8. Dale Hawerchuk	1986-87	100
9. Keith Tkachuk	1995-96	98
10. Phil Housley	1992-93	97

POWER-PLAY GOALS

PLAYER	SEASON	NO.
1. Teemu Selanne	1992-93	24
2. Keith Tkachuk	1993-94	22
Paul MacLean	1987-88	22
4. Dale Hawerchuk	1987-88	20
Andrew McBain	1987-88	20
Andrew McBain	1988-89	20
Keith Tkachuk	1995-96	20
8. Dale Hawerchuk	1985-86	18
9. Dale Hawerchuk	1984-85	17
Shane Doan	2005-06	17

SHORTHANDED GOALS

PLAYER	SEASON	NO.
1. Dave McLlwain	1989-90	7
2. Nelson Emerson	1993-94	5
Bob Corkum	1997-98	5
4. Trevor Letowski	1999-00	4
Brian Mullen	1983-84	4
Doug Smail	1983-84	4
Dallas Drake	1995-96	4
8. Several players tied with 3		

GAME-WINNING GOALS

PLAYER	SEASON	NO.
1. Jeremy Roenick	1999-00	12
Radim Vrbata	2011-12	12
3. Keith Tkachuk	1997-98	8
Oliver Ekman-Larsson 2015-16		8
4. Lucien Deblois	1982-83	7
Ed Olczyk	1991-92	7
Teemu Selanne	1992-93	7
Keith Tkachuk	1996-97	7
Jeremy Roenick	1996-97	7
Mike Gartner	1996-97	7
Keith Tkachuk	1998-99	7
Jeremy Roenick	2000-01	7
Shane Doan	2005-06	7
Shane Doan	2006-07	7
Oliver Ekman-Larsson 2014-15		7

PENALTY MINUTES

PLAYER	SEASON	NO.
1. Tie Domi	1993-94	347
2. Daniel Carcillo	2007-08	324
3. Jimmy Mann	1979-80	287
4. Shawn Cronin	1991-92	271
5. Gord Donnelly	1990-91	265
6. Mike Hartman	1991-92	264
7. Keith Tkachuk	1993-94	255
8. Tie Domi	1992-93	249
9. Shawn Cronin	1989-90	243
10. Laurie Boschman	1985-86	241

WINS

PLAYER	SEASON	NO.
1. Ilya Bryzgalov	2009-10	42
2. Mike Smith	2011-12	38
3. Ilya Bryzgalov	2010-11	36
4. Sean Burke	2001-02	33
Brian Hayward	1984-85	33
Bob Essensa	1992-93	33
7. Curtis Joseph	2005-06	32
Nikolai Khabibulin	1998-99	32
9. Nikolai Khabibulin	1996-97	30
Nikolai Khabibulin	1997-98	30

SHUTOUTS

PLAYER	SEASON	NO.
1. Nikolai Khabibulin	1998-99	8
Ilya Bryzgalov	2009-10	8
Mike Smith	2011-12	8
4. Nikolai Khabibulin	1996-97	7
Ilya Bryzgalov	2010-11	7
6. Bob Essensa	1991-92	5
Sean Burke	2001-02	5
Brian Boucher	2003-04	5
Mike Smith	2012-13	5
10. Bob Essensa	1990-91	4
Nikolai Khabibulin	1997-98	4
Sean Burke	2000-01	4
Curtis Joseph	2005-06	4
Curtis Joseph	2006-07	4

GOALS AGAINST AVERAGE

(min. 25 games played)

PLAYER	SEASON	AVG.
1. Nikolai Khabibulin	1998-99	2.13
2. Mike Smith	2011-12	2.21
3. Antti Raanta	2017-18	2.24
4. Sean Burke	2000-01	2.27
5. Sean Burke	2001-02	2.29
Ilya Bryzgalov	2009-10	2.29
Thomas Greiss	2013-14	2.29
8. Ilya Bryzgalov	2007-08	2.43
9. Ilya Bryzgalov	2010-11	2.48
10. Sean Burke	1999-00	2.55

SAVE PERCENTAGE

(min. 25 games played)

PLAYER	SEASON	SV%
1. Mike Smith	2011-12	.930
Antti Raanta	2017-18	.930
3. Nikolai Khabibulin	1998-99	.923
4. Sean Burke	2000-01	.922
5. Ilya Bryzgalov	2007-08	.921
Ilya Bryzgalov	2010-11	.921
7. Sean Burke	2001-02	.920
Ilya Bryzgalov	2009-10	.920
Thomas Greiss	2013-14	.920
10. Mike Smith	2015-16	.916

GOALS			ASSISTS			POINTS			POWER-PLAY GOALS		
SEASON	NO.	PLAYER	SEASON	NO.	PLAYER	SEASON	NO.	PLAYER	SEASON	NO.	PLAYER
1979-80	35	Morris Lukowich	1979-80	39	Morris Lukowich	1979-80	74	Morris Lukowich	1979-80	13	Morris Lukowich
1980-81	33	Morris Lukowich	1980-81	43	Dave Christian	1980-81	71	Dave Christian	1980-81	9	Dave Christian, Morris Lukowich
1981-82	45	Dale Hawerchuk	1981-82	58	Dale Hawerchuk	1981-82	103	Dale Hawerchuk	1981-82	13	Morris Lukowich
1982-83	40	Dale Hawerchuk	1982-83	61	Dave Babych	1982-83	91	Dale Hawerchuk	1982-83	15	Paul MacLean
1983-84	37	Dale Hawerchuk	1983-84	65	Dale Hawerchuk	1983-84	102	Dale Hawerchuk	1983-84	13	Paul MacLean
1984-85	53	Dale Hawerchuk	1984-85	77	Dale Hawerchuk	1984-85	130	Dale Hawerchuk	1984-85	17	Dale Hawerchuk
1985-86	46	Dale Hawerchuk	1985-86	59	Dale Hawerchuk	1985-86	105	Dale Hawerchuk	1985-86	18	Dale Hawerchuk
1986-87	47	Dale Hawerchuk	1986-87	53	Dale Hawerchuk	1986-87	100	Dale Hawerchuk	1986-87	10	Dale Hawerchuk, Paul MacLean
1987-88	44	Dale Hawerchuk	1987-88	77	Dale Hawerchuk	1987-88	121	Dale Hawerchuk	1987-88	22	Paul MacLean
1988-89	41	Dale Hawerchuk	1988-89	61	Thomas Steen	1988-89	96	Dale Hawerchuk	1988-89	20	Andrew McBain
1989-90	32	Pat Elynuik, Paul Fenton	1989-90	55	Dale Hawerchuk	1989-90	81	Dale Hawerchuk	1989-90	14	Pat Elynuik
1990-91	31	Pat Elynuik	1990-91	53	Phil Housley	1990-91	76	Phil Housley	1990-91	16	Pat Elynuik
1991-92	32	Eddie Olczyk	1991-92	63	Phil Housley	1991-92	86	Phil Housley	1991-92	13	Fredrik Olausson
1992-93	76	Teemu Selanne	1992-93	79	Phil Housley	1992-93	132	Teemu Selanne	1992-93	24	Teemu Selanne
1993-94	41	Keith Tkachuk	1993-94	45	Alexei Zhamnov	1993-94	81	Keith Tkachuk	1993-94	22	Keith Tkachuk
1994-95	41	Keith Tkachuk	1994-95	35	Alexei Zhamnov	1994-95	65	Alexei Zhamnov	1994-95	9	Alexei Zhamnov
1994-95	30	Alexei Zhamnov	1994-95	35	Alexei Zhamnov	1994-95	65	Alexei Zhamnov	1994-95	20	Keith Tkachuk
1995-96	50	Keith Tkachuk	1995-96	48	Teemu Selanne, Keith Tkachuk	1995-96	98	Keith Tkachuk	1995-96	20	Keith Tkachuk
1996-97	52	Keith Tkachuk	1996-97	45	Oleg Tverdovsky	1996-97	86	Keith Tkachuk	1996-97	13	Mike Gartner
1997-98	40	Keith Tkachuk	1997-98	44	Cliff Ronning	1997-98	66	Keith Tkachuk	1997-98	11	Keith Tkachuk
1998-99	36	Keith Tkachuk	1998-99	48	Jeremy Roenick	1998-99	72	Jeremy Roenick	1998-99	11	Keith Tkachuk
1998-99	34	Jeremy Roenick	1998-99	48	Jeremy Roenick	1999-00	78	Jeremy Roenick	1998-99	11	Keith Tkachuk
1999-00	34	Jeremy Roenick	1999-00	44	Jeremy Roenick	2000-01	76	Jeremy Roenick	1999-00	6	Jeremy Roenick, Travis Green
2000-01	30	Jeremy Roenick	2000-01	46	Jeremy Roenick	2001-02	62	Daymond Langkow	2000-01	13	Jeremy Roenick
2001-02	32	Daniel Briere	2001-02	46	Jeremy Roenick	2002-03	63	Mike Johnson	2001-02	12	Daniel Briere
2002-03	23	Mike Johnson	2001-02	35	Daymond Langkow, Teppo Numminen	2003-04	68	Shane Doan	2002-03	8	Mike Johnson, Ladislav Nagy
2003-04	27	Shane Doan	2002-03	40	Mike Johnson	2005-06	66	Shane Doan	2003-04	11	Ladislav Nagy
2005-06	30	Mike Comrie, Shane Doan	2003-04	41	Shane Doan	2006-07	55	Shane Doan	2005-06	17	Shane Doan
2006-07	27	Shane Doan	2005-06	41	Ladislav Nagy	2007-08	78	Shane Doan	2006-07	11	Shane Doan
2006-07	27	Shane Doan	2006-07	28	Shane Doan	2008-09	73	Shane Doan	2007-08	9	Shane Doan
2007-08	28	Shane Doan	2006-07	28	Shane Doan	2009-10	65	Wojtek Wolski	2008-09	10	Shane Doan
2008-09	31	Shane Doan	2007-08	50	Shane Doan	2010-11	60	Shane Doan	2009-10	9	Lee Stempniak
2009-10	28	Lee Stempniak	2008-09	42	Shane Doan	2011-12	77	Ray Whitney	2010-11	11	Shane Doan
2010-11	20	Shane Doan	2009-10	42	Wojtek Wolski	2012-13	30	Keith Yandle	2011-12	9	Radim Vrbata
2010-11	20	Shane Doan	2010-11	48	Keith Yandle	2013-14	53	Keith Yandle	2012-13	5	Keith Yandle
2011-12	35	Radim Vrbata	2010-11	48	Keith Yandle	2014-15	43	Oliver Ekman-Larsson	2013-14	10	Radim Vrbata, Shane Doan
2012-13	13	Shane Doan, Antoine Vermette	2011-12	53	Ray Whitney	2015-16	55	Oliver Ekman-Larsson	2014-15	10	Radim Vrbata, Shane Doan
2013-14	24	Antoine Vermette	2012-13	21	Oliver Ekman-Larsson	2016-17	55	Radim Vrbata	2014-15	10	Oliver Ekman-Larsson
2014-15	23	Oliver Ekman-Larsson	2013-14	45	Keith Yandle	2017-18	65	Clayton Keller	2015-16	12	Shane Doan, Oliver Ekman-Larsson
2015-16	28	Shane Doan	2014-15	37	Keith Yandle				2016-17	8	Oliver Ekman-Larsson
2016-17	20	Radim Vrbata	2014-15	37	Keith Yandle				2017-18	6	Oliver Ekman-Larsson, Clayton Keller
2017-18	23	Clayton Keller	2016-17	35	Radim Vrbata						
			2017-18	42	Clayton Keller, Derek Stepan						

SHORTHANDED GOALS

SEASON	NO.	PLAYER
1979-80	2	Jude Drouin
1980-81	3	Doug Smail
1981-82	1	Four players tied
1982-83	3	Lucien Deblois, Doug Smail
1983-84	4	Brian Mullen, Doug Smail
1984-85	3	Dale Hawerchuk, Doug Smail
1985-86	3	Doug Smail, Thomas Steen
1986-87	3	Thomas Steen
1987-88	3	Dale Hawerchuk, Doug Smail
1988-89	3	Dale Hawerchuk
1989-90	7	Dave McLlwain
1990-91	2	Dave McLlwain, Phil Sykes
1991-92	2	Troy Murray, Danton Cole
1992-93	1	Alexei Zhamnov, Teppo Numminen, Luciano Borsato
1993-94	5	Nelson Emerson
1994-95	2	Keith Tkachuk, Teemu Selanne
1995-96	4	Dallas Drake
1996-97	3	Jeremy Roenick
1997-98	5	Bob Corkum
1998-99	2	Keith Tkachuk, Mike Stapleton, Keith Carney
1999-00	4	Trevor Letowski
2000-01	3	Mike Sullivan
2001-02	3	Daymond Langkow
2002-03	2	Daymond Langkow
2003-04	3	Daniel Cleary
2005-06	3	Keith Ballard
2006-07	3	Owen Nolan
2007-08	3	Radim Vrbata
2008-09	2	Martin Hanzal
2009-10	3	Vernon Fiddler
2010-11	2	Lauri Korpikoski
2011-12	3	Lauri Korpikoski
2012-13	1	Radim Vrbata, David Moss
2013-14	3	Antoine Vermette
2014-15	3	Tobias Rieder
2015-16	1	Four players tied
2016-17	2	Brad Richardson
2017-18	2	Derek Stepan

GAME-WINNING GOALS

SEASON	NO.	PLAYER
1979-80	4	Willy Lindstrom
1980-81	2	Morris Lukowich
1981-82	6	Morris Lukowich
1982-83	7	Lucien Deblois
1983-84	5	Paul MacLean
1984-85	6	Paul MacLean
1985-86	4	Ray Neufeld, Doug Smail
1986-87	6	Paul MacLean
1987-88	5	Andrew McBain, Doug Smail
1988-89	6	Pat Elynuik
1989-90	6	Doug Smail, Greg Paslawski
1990-91	4	Pat Elynuik
1991-92	7	Ed Olczyk
1992-93	7	Teemu Selanne
1993-94	6	Nelson Emerson
1994-95	4	Alexei Zhamnov
1995-96	6	Keith Tkachuk
1996-97	7	Keith Tkachuk, Jeremy Roenick, Mike Gartner
1997-98	8	Keith Tkachuk
1998-99	7	Keith Tkachuk
1999-00	12	Jeremy Roenick
2000-01	7	Jeremy Roenick
2001-02	6	Teppo Numminen
2002-03	6	Ladislav Nagy
2003-04	6	Ladislav Nagy
2005-06	7	Shane Doan
2006-07	7	Shane Doan
2007-08	5	Shane Doan, Niko Kapanen, Radim Vrbata
2008-09	4	Shane Doan, Peter Mueller
2009-10	5	Wojtek Wolski
2010-11	6	Shane Doan, Taylor Pyatt
2011-12	12	Radim Vrbata
2012-13	3	Antoine Vermette, Keith Yandle
2013-14	6	Oliver Ekman-Larsson
2014-15	7	Oliver Ekman-Larsson
2015-16	8	Oliver Ekman-Larsson
2016-17	4	Radim Vrbata
2017-18	3	Five Players Tied

PENALTY MINUTES

SEASON	NO.	PLAYER
1979-80	287	Jimmy Mann
1980-81	105	Jimmy Mann
1981-82	110	Bryan Maxwell
1982-83	131	Bryan Maxwell
1983-84	234	Laurie Boschman
1984-85	180	Laurie Boschman
1985-86	241	Laurie Boschman
1986-87	162	Jim Kyte
1987-88	229	Laurie Boschman
1988-89	228	Gord Donnelly
1989-90	243	Shawn Cronin
1990-91	265	Gord Donnelly
1991-92	271	Shawn Cronin
1992-93	249	Tie Domi
1993-94	347	Tie Domi
1994-95	152	Keith Tkachuk
1995-96	205	Dave Manson
1996-97	228	Keith Tkachuk
1997-98	157	Rick Tocchet
1998-99	190	Jim Cummins
1999-00	102	Jeremy Roenick
2000-01	114	Jeremy Roenick
2001-02	152	Todd Simpson
2002-03	135	Andrei Nazarov, Todd Simpson
2003-04	125	Andrei Nazarov
2005-06	123	Shane Doan
2006-07	188	Josh Gratton
2007-08	324	Daniel Carcillo
2008-09	108	Brandon Prust
2009-10	117	Paul Bissonnette
2010-11	71	Paul Bissonnette
2011-12	83	Raffi Torres
2012-13	54	Keith Yandle
2013-14	73	Martin Hanzal
2014-15	82	Kyle Chipchura
2015-16	98	Shane Doan
2016-17	85	Luke Schenn
2017-18	73	Max Domi

GAMES PLAYED

1. Shane Doan	1,540
2. Teppo Numminen	1,098
3. Thomas Steen	950
4. Dale Hawerchuk	713
5. Doug Smail	691
6. Keith Tkachuk	640
7. Zbynek Michalek	612
8. Martin Hanzal	608
9. Oliver Ekman-Larsson	576
10. Randy Carlyle	564

GOALS

1. Shane Doan	402
2. Dale Hawerchuk	379
3. Keith Tkachuk	323
4. Thomas Steen	264
5. Paul MacLean	248
6. Doug Smail	189
7. Morris Lukowich	168
8. Radim Vrbata	157
9. Jeremy Roenick	152
Laurie Boschman	152
11. Teemu Selanne	147

ASSISTS

1. Shane Doan	570
2. Thomas Steen	553
3. Dale Hawerchuk	550
4. Teppo Numminen	426
5. Keith Tkachuk	300
6. Paul MacLean	270
7. Fredrik Olausson	249
8. Dave Babych	248
9. Keith Yandle	246
10. Jeremy Roenick	227
Laurie Boschman	227

POINTS

1. Shane Doan	972
2. Dale Hawerchuk	929
3. Thomas Steen	817
4. Keith Tkachuk	623
5. Teppo Numminen	534
6. Paul MacLean	518
7. Doug Smail	397
8. Jeremy Roenick	379
Laurie Boschman	379
10. Morris Lukowich	345
11. Radim Vrbata	343

PENALTY MINUTES

1. Keith Tkachuk	1508
2. Shane Doan	1353
3. Laurie Boschman	1338
4. Jim Kyte	772
5. Kris King	762
6. Tim Watters	760
7. Thomas Steen	753
8. Randy Carlyle	736
9. Gord Donnelly	726
Paul MacLean	726

POWER PLAY GOALS

1. Shane Doan	128
2. Dale Hawerchuk	122
3. Keith Tkachuk	114
4. Paul MacLean	97
5. Thomas Steen	74
6. Radim Vrbata	49
Teemu Selanne	49
8. Morris Lukowich	46
Oliver Ekman-Larsson	46
10. Ed Olczyk	45

SHORTHANDED GOALS

1. Doug Smail	25
2. Thomas Steen	13
3. Keith Tkachuk	12
4. Dale Hawerchuk	12
5. Dave McLlwain	9
6. Dallas Drake	8
7. Jeremy Roenick	7
Laurie Boschman	7
9. Shane Doan	6
Bob Corkum	6
Ron Wilson	6
Mike Sullivan	6
Nelson Emerson	6
Daymond Langkow	6

GAME WINNING GOALS

1. Shane Doan	69
2. Keith Tkachuk	40
3. Jeremy Roenick	33
4. Doug Smail	31
5. Radim Vrbata	30
6. Dale Hawerchuk	29
Thomas Steen	29
8. Oliver Ekman-Larsson	28
9. Paul MacLean	24
10. Martin Hanzal	23

HAT TRICKS

1. Dale Hawerchuk	12
2. Keith Tkachuk	9
3. Teemu Selanne	8
4. Paul MacLean	7
5. Alexei Zhamnov	5
6. Jeremy Roenick	4
Thomas Steen	4
8. Ray Neufeld	3
Radim Vrbata	3
Mikkel Boedker	3

GAMES PLAYED

1. Teppo Numminen	1098
2. Zbynek Michalek	612
3. Oliver Ekman-Larsson	576
4. Randy Carlyle	564
5. Keith Yandle	558
6. Derek Morris	544
7. Fredrik Olausson	496
8. Dave Ellett	475
9. Tim Watters	438
10. Jim Kyte	399

GOALS

1. Teppo Numminen	108
2. Oliver Ekman-Larsson	102
3. Dave Ellett	95
4. Fredrik Olausson	86
5. Randy Carlyle	80
6. Dave Babych	73
7. Keith Yandle	65
8. Phil Housley	64
9. Ed Jovanovski	47
10. Paul Mara	38
Derek Morris	38

ASSISTS

1. Teppo Numminen	426
2. Fredrik Olausson	249
3. Dave Babych	248
4. Keith Yandle	246
5. Randy Carlyle	226
6. Dave Ellett	204
7. Phil Housley	195
8. Oliver Ekman-Larsson	188
9. Moe Mantha	125
10. Ed Jovanovski	117

POINTS

1. Teppo Numminen	534
2. Fredrik Olausson	335
3. Dave Babych	321
4. Keith Yandle	311
5. Randy Carlyle	306
6. Dave Ellett	299
7. Oliver Ekman-Larsson	290
8. Phil Housley	259
9. Ed Jovanovski	164
10. Moe Mantha	156

ALL-TIME CAREER GOALTENDING LEADERS

GAMES PLAYED

1. Mike Smith	312
2. Bob Essensa	311
3. Nikolai Khabibulin	284
4. Ilya Bryzgalov	257
5. Sean Burke	211

MINUTES PLAYED

1. Mike Smith	17,980
2. Bob Essensa	17,244
3. Nikolai Khabibulin	16,026
4. Ilya Bryzgalov	15,071
5. Sean Burke	12,349

WINS

1. Ilya Bryzgalov	130
2. Bob Essensa	129
3. Mike Smith	128
4. Nikolai Khabibulin	126
5. Sean Burke	97

SHUTOUTS

1. Mike Smith	22
2. Ilya Bryzgalov	21
Nikolai Khabibulin	21
4. Bob Essensa	15
Sean Burke	15
6. Curtis Joseph	8

GOALS AGAINST AVERAGE

(min. 50 games)	
1. Sean Burke	2.39
2. Ilya Bryzgalov	2.54
3. Jason LaBarbera	2.64
4. Mike Smith	2.69
5. Nikolai Khabibulin	2.75
6. Robert Esche	2.97
7. Brian Boucher	2.98
8. Louis Domingue	3.00
9. Curtis Joseph	3.04
10. Mikael Tellqvist	3.06

SAVE PERCENTAGE

(min. 50 games)	
1. Sean Burke	.919
2. Jason LaBarbera	.918
3. Ilya Bryzgalov	.917
4. Mike Smith	.916
5. Nikolai Khabibulin	.908
6. Louis Domingue	.906
7. Brian Boucher	.898
Curtis Joseph	.898
9. Mikael Tellqvist	.897
Robert Esche	.897

#	PLAYER	GP	G	A	PTS	PIM	#	PLAYER	GP	G	A	PTS	PIM
1	Shane Doan	1,540	402	570	972	1,353	74	Paul Fenton	156	50	31	81	91
2	Dale Hawerchuk	713	379	550	929	478	75	Claude Lemieux	164	32	49	81	158
3	Thomas Steen	950	264	553	817	753	76	Dave McLlwain	143	40	38	78	108
4	Keith Tkachuk	640	323	300	623	1508	77	Matthew Lombardi	118	28	49	77	54
5	Teppo Numminen	1098	108	426	534	405	78	Kyle Chipchura	319	21	55	76	257
6	Paul MacLean	528	248	270	518	726	79	Travis Green	147	38	36	74	108
7	Doug Smail	691	189	208	397	466	80	Anthony Duclair	172	34	40	74	73
8	Jeremy Roenick	454	152	227	379	596	81	Paul MacDermid	172	32	42	74	379
9	Laurie Boschman	526	152	227	379	1338	82	Fredrik Sjostrom	261	32	41	73	126
10	Morris Lukowich	431	168	177	345	438	83	Taylor Pyatt	223	39	34	73	89
11	Radim Vrbata	509	157	186	343	134	84	Trevor Letowski	206	30	43	73	58
12	Fredrik Olausson	496	86	249	335	196	85	Dave Manson	205	14	59	73	559
13	David Babych	390	73	248	321	392	86	Scottie Upshall	129	42	30	72	118
14	Martin Hanzal	608	117	196	313	537	87	Alex Goligoski	160	18	53	71	54
15	Keith Yandle	558	65	246	311	372	88	Christian Dvorak	156	30	40	70	44
16	Teemu Selanne	231	147	159	306	87	89	Landon Wilson	183	32	36	68	180
17	Randy Carlyle	564	80	226	306	736	90	Kris King	341	28	40	68	762
18	Dave Ellett	475	95	204	299	504	91	Clayton Keller	85	23	44	67	24
19	Brian Mullen	372	124	172	296	132	92	Gilles Hamel	142	35	32	67	59
20	Oliver Ekman-Larsson	576	102	188	290	360	93	Mike Stapleton	253	28	39	67	143
21	Alexei Zhamnov	235	103	164	267	205	94	Greg Paslawski	114	27	40	67	24
22	Phil Housley	232	64	195	259	168	95	Mike Eagles	293	21	46	67	464
23	Ladislav Nagy	321	92	157	249	312	96	Doug Evans	127	24	42	66	209
24	Pat Elynuik	289	115	129	244	462	97	Jordan Martinook	247	26	39	65	103
25	Andrew McBain	408	101	129	230	421	98	Robert Picard	160	20	43	63	158
26	Darrin Shannon	451	77	149	226	328	99	Radoslav Suchy	372	12	51	63	74
27	Dallas Drake	382	82	143	225	328	100	Keith Carney	266	9	54	63	253
28	Mikkel Boedker	445	80	133	213	86	101	Bob Corkum	233	30	30	60	85
29	Dave Christian	230	79	130	209	73	102	Aldrian Aucoin	221	13	46	59	150
30	Ron Wilson	536	75	134	209	236	103	Oleg Saprykin	126	25	34	59	104
31	Eddie Olczyk	214	95	106	201	235	104	Derek Stepan	82	14	42	56	26
32	Daymond Langkow	316	79	117	196	146	105	Evgeny Davydov	91	32	24	56	74
33	Scott Arniel	406	80	112	192	336	106	Lee Stempniak	100	33	23	56	27
34	Willy Lindstrom	288	98	91	189	106	107	Danny Markov	136	10	46	56	103
35	Lucien Deblois	235	87	102	189	208	108	Branko Radivojevic	150	25	31	56	103
36	Ed Jovanovski	332	47	117	164	336	109	Brad Richardson	174	19	36	55	106
37	Brent Ashton	222	66	95	161	135	110	Don Spring	259	1	54	55	80
38	Mike Johnson	242	47	112	159	139	111	Brad May	154	24	30	54	234
39	Moe Mantha	318	31	125	156	203	112	Troy Murray	103	20	34	54	103
40	Derek Morris	544	38	114	152	462	113	David Moss	184	17	37	54	63
41	Antoine Vermette	291	70	79	149	223	114	Brian Savage	134	24	29	53	66
42	Daniel Briere	258	70	76	146	146	115	Michal Handzus	89	19	34	53	55
43	Lauri Korpikoski	401	62	83	145	98	116	Daniel Winnik	202	18	34	52	100
44	Steven Reinprecht	231	51	92	143	82	117	Vernon Fiddler	147	14	38	52	92
45	Bengt Lundholm	275	48	95	143	72	118	Peter Marsh	81	24	27	51	68
46	Paul Mara	323	38	104	142	268	119	Norm Maciver	112	11	40	51	88
47	Zbynek Michalek	612	32	108	140	258	120	Brendan Perlini	131	31	20	51	48
48	Max Domi	222	36	99	135	185	121	David Schlemko	207	9	41	50	76
49	Ray Whitney	157	41	93	134	52	122	Stephane Quintal	124	14	35	49	197
50	Mario Marois	255	17	116	133	178	123	Stu Barnes	102	25	23	48	44
51	Rick Tocchet	213	64	66	130	371	124	Connor Murphy	259	13	36	49	145
52	Ray Neufeld	249	61	66	127	388	125	Igor Ulanov	176	5	43	48	385
53	Craig Janney	158	32	94	126	38	126	Mike Ribeiro	80	16	31	47	52
54	Tim Watters	438	21	101	122	760	127	Peter Taglianetti	207	10	37	47	604
55	Norm Dupont	181	47	67	114	38	128	Geoff Sanderson	75	25	21	46	58
56	Cliff Ronning	156	32	81	113	64	129	Tim Trimper	140	23	23	46	138
57	Nelson Emerson	131	47	64	111	106	130	Danny Geoffrion	79	20	26	46	82
58	Tobias Rieder	292	51	60	111	36	131	Mika Alatalo	152	17	29	46	58
59	Peter Mueller	207	39	68	107	64	132	Kyle Turris	137	19	27	46	43
60	Oleg Tverdovsky	241	24	83	107	80	133	Craig Norwich	70	10	35	45	36
61	Perry Turnbull	172	43	57	100	357	134	Ossi Vaananen	291	10	35	45	333
62	Michael Stone	324	24	72	96	190	135	Phil Sykes	170	25	18	43	157
63	Mike Comrie	132	45	50	95	91	136	Olli Jokinen	57	21	21	42	49
64	Jyrki Lumme	192	19	74	93	122	137	Daniel Carcillo	129	20	21	41	572
65	Igor Korolev	159	33	58	91	80	138	Mike Eastwood	126	18	23	41	28
66	Mike Gartner	142	44	46	90	62	139	Sam Gagner	81	15	26	41	28
67	Luciano Borsato	203	35	55	90	113	140	Boyd Gordon	188	14	27	41	28
68	Greg Adams	144	38	51	89	40	141	Danton Cole	98	21	19	40	92
69	Iain Duncan	127	34	55	89	149	142	Owen Nolan	76	16	24	40	56
70	Juha Ylonen	261	22	65	87	80	143	Tie Domi	173	15	25	40	724
71	Keith Ballard	233	19	68	87	243	144	Eric Belanger	82	13	27	40	36
72	Deron Quint	271	27	56	83	104	145	Raffi Torres	107	20	18	38	96
73	Peter Sullivan	126	28	54	82	40	146	Jim Nill	141	17	21	38	209

#	PLAYER	GP	G	A	PTS	PIM	#	PLAYER	GP	G	A	PTS	PIM
147	Niko Kapanen	98	12	25	37	42	220	Travis Roche	50	6	13	19	22
148	Hannu Jarvenpaa	114	11	26	37	83	221	Bill Derlago	57	8	11	19	18
149	Martin Erat	96	11	26	37	54	222	Ramzi Abid	30	10	8	18	30
150	Tony Amonte	59	13	23	36	26	223	Steve Rooney	86	9	9	18	274
151	Christian Fischer	86	18	18	36	14	224	Jamie Lundmark	38	5	13	18	36
152	Jim Kyte	399	11	25	36	772	225	Mike Ricci	85	10	7	17	73
153	Mark Kumpel	141	19	16	35	50	226	Bill Thomas	40	9	8	17	10
154	Randy Gilhen	185	18	17	35	151	227	Jamie McGinn	72	9	8	17	23
155	Krystofer Kolanos	109	17	18	35	74	228	Jayson More	64	6	11	17	90
156	Tim Young	44	15	19	34	25	229	Daniel Cleary	68	6	11	17	42
157	Wojtek Wolski	54	12	22	34	16	230	Al Cameron	92	4	13	17	93
158	Lars-Erik Sjoberg	79	7	27	34	48	231	John Slaney	55	3	14	17	24
159	Rob Klinkhammer	113	19	15	34	33	232	Mark Arcobello	27	9	7	16	6
160	Jakob Chychrun	118	11	23	34	63	233	Sergei Berezin	41	7	9	16	4
161	Yanic Perreault	49	19	14	33	30	234	Anders Steen	42	5	11	16	22
162	Mike Sullivan	256	13	20	33	66	235	David Tanabe	66	5	11	16	30
163	Joe Juneau	69	10	23	33	28	236	Murray Eaves	49	4	12	16	7
164	Bryan Maxwell	102	8	25	33	268	237	Jeff Finley	130	4	12	16	121
165	Petr Prucha	109	15	18	33	33	238	John Leblanc	38	12	3	15	10
166	Kris Manery	63	19	13	32	30	239	Lorne Stamler	62	8	7	15	12
167	Darren Turcotte	59	16	16	32	26	240	Andrei Nazarov	122	10	5	15	311
168	Mark Osborne	80	12	20	32	124	241	Stan Neckar	130	4	11	15	109
169	Wade Campbell	185	9	23	32	245	242	Luke Schenn	142	2	13	15	120
170	Dave Scatchard	93	14	17	31	156	243	Mike Sillinger	60	8	6	14	54
171	Kevin Connauton	135	15	16	31	83	244	Mike York	63	6	8	14	4
172	Jan Hrdina	59	11	19	30	38	245	Gilbert Brule	36	5	9	14	13
173	Chris Gratton	82	11	19	30	114	246	Tyson Nash	119	3	11	14	194
174	Sergei Bautin	130	5	25	30	174	247	Mike Lalor	79	3	11	14	90
175	Larry Hopkins	60	13	16	29	26	248	Anthony DeAngelo	39	5	9	14	37
176	Gord Donnelly	173	12	17	29	726	249	Alexander Burmistrov	26	5	9	14	6
177	Robert Lang	64	9	20	29	28	250	J.J. Daigneault	88	1	13	14	54
178	Boris Mironov	65	7	22	29	96	251	Shawn Cronin	193	1	13	14	703
179	Bryan Erickson	73	6	23	29	20	252	Robert Reichel	13	7	6	13	4
180	Brad Berry	163	4	25	29	196	253	Ryan White	46	7	6	13	70
181	Enver Lisin	78	18	10	28	46	254	Chad Kilger	63	6	7	13	29
182	Jeff Taffe	98	15	13	28	26	255	Todd Fedoruk	72	6	7	13	72
183	Paul Ysebaert	60	9	18	27	18	256	Jim Johnson	71	5	8	13	92
184	Darryl Shannon	108	7	20	27	138	257	Alex Tanguay	18	4	9	13	8
185	Serge Savard	123	6	21	27	55	258	Benoit Hogue	27	3	10	13	10
186	Mike Zigomanis	108	16	10	26	52	259	Dennis Seidenberg	66	2	11	13	30
187	Joel Perrault	78	12	14	26	68	260	Lawson Crouse	83	6	7	13	55
188	Rostislav Klesla	144	7	19	26	112	261	Barry Melrose	92	5	7	12	164
189	Brad Isbister	98	13	12	25	148	262	Jeff Halpern	69	5	7	12	24
190	Rick Bowness	45	8	17	25	45	263	Steve Sullivan	33	5	7	12	20
191	Barry Long	70	6	19	25	46	264	Jim Vandermeer	62	4	8	12	60
192	Scott Campbell	77	4	21	25	191	265	Kelly Buchberger	79	3	9	12	109
193	Todd Simpson	146	4	21	25	299	266	Ross Cory	51	2	10	12	41
194	Russ Romaniuk	85	10	14	24	46	267	Bob Essensa	311	0	12	12	18
195	Jude Drouin	85	8	16	24	54	268	Randy Cunneynworth	28	5	6	11	34
196	Dean Kennedy	172	5	19	24	269	269	Josh Archibald	39	5	6	11	25
197	Gerald Diduck	133	9	14	23	213	270	Peter Holland	40	5	6	11	18
198	Doug Lecuyer	45	6	17	23	66	271	Oleg Kvasha	15	4	7	11	6
199	Nick Boynton	138	5	18	23	263	272	Craig Weller	59	3	8	11	80
200	Viktor Tikhonov	100	11	11	22	34	273	Petr Nedved	25	2	9	11	34
201	Craig Levie	62	8	14	22	80	274	Wayne McBean	31	2	9	11	24
202	Boyd Devereaux	78	8	14	22	44	275	Denis Gauthier	45	2	9	11	61
203	Georges Laraque	56	5	17	22	52	276	Klas Dahlbeck	90	2	9	11	34
204	Sami Lepisto	117	5	17	22	97	277	Ken Klee	68	1	10	11	24
205	Jim McKenzie	202	12	9	21	548	278	Matt Jones	106	1	10	11	63
206	John Markell	52	11	10	21	36	279	Bobby Hull	18	4	6	10	0
207	Mike Leclerc	35	9	12	21	29	280	Patrick Fischer	27	4	6	10	24
208	Jimmy Mann	202	9	12	21	598	281	Dylan Strome	28	4	6	10	8
209	Paul Bissonnette	187	7	14	21	318	282	Rick Dudley	30	5	5	10	28
210	Joakim Lindstrom	44	9	11	20	28	283	Kevin Porter	38	5	5	10	4
211	John Druce	50	6	14	20	37	284	Josh Jooris	42	3	7	10	10
212	Jason Demers	69	6	14	20	37	285	Wyatt Smith	54	3	7	10	13
213	Cale Hulse	82	3	17	20	123	286	Neil Wilkinson	61	2	8	10	108
214	Mathias Tjarnqvist	104	9	11	20	36	287	Aaron Broten	25	4	5	9	14
215	Richard Panik	35	8	11	19	12	288	Brandon McMillan	72	3	6	9	20
216	Nick Cousins	71	12	7	19	31	289	Joe Vitale	71	3	6	9	41
217	Michal Rozsival	87	4	15	19	54	290	Jerry Butler	42	3	6	9	14
218	Lyle Moffat	74	10	9	19	38	291	David Hale	48	3	6	9	36
219	Brad Jones	47	9	10	19	6	292	Niklas Hjalmarsson	48	1	8	9	18

#	PLAYER	GP	G	A	PTS	PIM	#	PLAYER	GP	G	A	PTS	PIM
293	Chris Summers	64	2	7	9	47	365	Kris Draper	20	3	0	3	9
294	Barry Legge	76	1	8	9	126	366	Dave Hoyda	24	2	1	3	42
295	Jordy Douglas	24	4	4	8	8	367	Tavis Hansen	34	2	1	3	16
296	Brent Hughes	39	4	4	8	115	368	Josh Gratton	64	2	1	3	223
297	Mike Hartman	75	4	4	8	264	369	Mark Janssens	7	1	2	3	4
298	Drake Berehowsky	39	2	6	8	69	370	Petteri Nokelainen	22	1	2	3	6
299	Tim Kennedy	37	2	6	8	4	371	Joel Bouchard	32	1	2	3	22
300	Lyle Odelein	16	1	7	8	19	372	Greg Brown	9	0	3	3	17
301	Kevyn Adams	33	1	7	8	8	373	Anders Eriksson	12	0	3	3	2
302	Sean O'Donnell	57	1	7	8	121	374	Paul Pooley	15	0	3	3	0
303	Jim Cummins	75	1	7	8	237	375	Todd Warriner	18	0	3	3	8
304	Mike Smith	312	1	7	8	42	376	Mikhail Shtalenkov	19	0	3	3	2
305	Brian Hayward	165	0	8	8	37	377	Anssi Melametsa	27	0	3	3	2
306	Jocelyn Lemieux	32	4	3	7	27	378	Oleg Mikulchik	29	0	3	3	29
307	Zac Rinaldo	53	5	2	7	44	379	Robert Esche	58	0	3	3	22
308	Louie DeBrusk	115	4	3	7	191	380	Pierre Hamel	64	0	3	3	14
309	Paul Ranheim	40	3	4	7	10	381	Daniel Berthiaume	120	0	3	3	20
310	Nicklas Grossmann	58	3	4	7	24	382	Ilya Bryzgalov	257	0	3	3	12
311	Rob Murray	49	2	5	7	34	383	Brett MacLean	13	2	1	3	2
312	Todd Gill	41	1	6	7	30	384	Craig Duncanson	7	2	0	2	16
313	Kurt Sauer	69	1	6	7	36	385	Ivan Novoseltsev	17	2	0	2	6
314	Michel Petit	32	4	2	6	77	386	Stu Kulak	18	2	0	2	24
315	Nick Johnson	17	4	2	6	0	387	Tom Martin	24	2	0	2	91
316	B.J. Crombeen	58	3	3	6	79	388	Don MacLean	9	1	1	2	0
317	Steve Downie	26	3	3	6	53	389	Dustin Jeffrey	7	1	1	2	2
318	Stefan Elliott	19	2	4	6	4	390	Chris Conner	12	1	1	2	2
319	Mikael Renberg	10	2	4	6	2	391	Iain Fraser	12	1	1	2	4
320	Dave Silk	32	2	4	6	63	392	Erik Westrum	15	1	1	2	20
321	Bryan Marchment	37	2	4	6	121	393	Tye McGinn	18	1	1	2	10
322	Mark Plantery	25	1	5	6	14	394	Denis Pederson	19	1	1	2	20
323	Don Barber	27	1	5	6	18	395	Stephen Leach	22	1	1	2	37
324	Hilliard Graves	35	1	5	6	15	396	Chris Joseph	33	1	1	2	16
325	Brad McCrimmon	37	1	5	6	18	397	Anatoli Fedotov	1	0	2	2	0
326	Murray Baron	53	1	5	6	110	398	Craig Mills	4	0	2	2	0
327	Ed Staniowski	62	0	6	6	4	399	Adam Clendening	5	0	2	2	2
328	Brad Ference	78	0	6	6	131	400	Todd Reirden	7	0	2	2	4
329	Doug Soetaert	130	0	6	6	38	401	Shaun Heshka	8	0	2	2	4
330	Nikolai Khabibulin	284	0	6	6	62	402	Markku Kyllonen	9	0	2	2	2
331	Bill Riley	14	3	2	5	7	403	Brian McReynolds	9	0	2	2	4
332	Michal Grosek	28	3	2	5	21	404	Jiri Sekac	11	0	2	2	10
333	Lucas Lessio	29	2	3	5	10	405	Nigel Dawes	12	0	2	2	0
334	Cal O'Reilly	22	2	3	5	2	406	Jyrki Seppa	13	0	2	2	6
335	Sergei Kharin	7	2	3	5	2	407	Andy Brickley	14	0	2	2	2
336	Petri Skriko	15	2	3	5	4	408	Joel Baillargeon	15	0	2	2	27
337	Tom Bladon	9	0	5	5	13	409	Andy Miele	15	0	2	2	11
338	Jamie Rivers	18	0	5	5	26	410	Brendan Bell	16	0	2	2	8
339	Bobby Dollas	56	0	5	5	66	411	John Bethel	17	0	2	2	4
340	Andrew Ebbett	33	2	3	5	4	412	Arto Blomsten	19	0	2	2	8
341	John Moore	19	1	4	5	11	413	Dallas Eakins	20	0	2	2	48
342	Craig Cunningham	29	1	4	5	4	414	Peter Douris	21	0	2	2	0
343	David Rundblad	26	0	5	5	6	415	Markus Mattsson	52	0	2	2	0
344	Mario Kempe	18	2	2	4	4	416	Rick Tabaracci	61	0	2	2	22
345	Jordan Szwarz	35	4	0	4	21	417	Mikael Tellqvist	67	0	2	2	2
346	Dave Hunter	34	3	1	4	61	418	Tony Joseph	2	1	0	1	0
347	Laurent Dauphin	34	3	1	4	18	419	Ryan Stewart	3	1	0	1	0
348	Brandon Gormley	32	2	2	4	12	420	Teemu Pulkkinen	4	1	0	1	4
349	Yanick Lehoux	10	2	2	4	6	421	Mark Osiecki	4	1	0	1	2
350	Steven Goertzen	16	2	2	4	24	422	Justin Hodgman	5	1	0	1	2
351	Patrick O'Sullivan	23	2	2	4	2	423	Sandy Beadle	6	1	0	1	2
352	Gord McTavish	10	1	3	4	2	424	David Oliver	9	1	0	1	2
353	Dmitri Kalinin	15	1	3	4	6	425	Moe Lemay	10	1	0	1	14
354	Affie Turcotte	17	1	3	4	2	426	Pat Daley	12	1	0	1	13
355	Craig Muni	25	1	3	4	37	427	Craig Edean	2	0	1	1	0
356	Jason Doig	28	1	3	4	50	428	Mike Lauen	3	0	1	1	0
357	Dave Tomlinson	31	1	3	4	24	429	Matt Murley	3	0	1	1	0
358	Mathieu Schneider	8	0	4	4	4	430	Mark Holden	4	0	1	1	0
359	Marc-Antoine Pouliot	13	0	4	4	2	431	Brett Hull	5	0	1	1	0
360	Richard Mulhern	19	0	4	4	14	432	Todd Fliche	6	0	1	1	4
361	Tyler Gaudet	20	1	3	4	0	433	Bob Guindon	6	0	1	1	0
362	Alain Chevrier	22	0	4	4	2	434	Sean Gagnon	7	0	1	1	21
363	Sean Burke	211	0	4	4	52	435	Alan Kerr	7	0	1	1	2
364	Trevor Murphy	8	1	2	3	0	436	Michael Rupp	7	0	1	1	6

#	PLAYER	GP	G	A	PTS	PIM
437	Jeff Hoggan	8	0	1	1	9
438	Jason Jaspers	9	0	1	1	6
439	Dan McFall	9	0	1	1	0
440	Guy Larose	10	0	1	1	14
441	Jamie Huscroft	11	0	1	1	27
442	Scott Levins	11	0	1	1	23
443	Brandon Prust	11	0	1	1	29
444	John Scott	11	0	1	1	25
445	Brendan Shinnimin	12	0	1	1	8
446	Sergei Plotnikov	13	0	1	1	4
447	Darcy Wakaluk	16	0	1	1	4
448	Nolan Yonkman	16	0	1	1	39
449	Anders Lindback	19	0	1	1	0
450	Steve Gainey	20	0	1	1	20
451	Craig Martin	20	0	1	1	19
452	Scott Pellerin	23	0	1	1	8
453	Bryan Helmer	28	0	1	1	33
454	Stewart Malgunas	29	0	1	1	32
455	Dan Bouchard	32	0	1	1	48
456	Andrew Campbell	33	0	1	1	10
457	Brent Thompson	40	0	1	1	106
458	Bill Lesuk	49	0	1	1	43
459	Matthew Spiller	59	0	1	1	67
460	Stephane Beauregard	74	0	1	1	6
461	Tim Cheveldae	74	0	1	1	4
462	Louis Domingue	84	0	1	1	0
463	Brian Boucher	96	0	1	1	4
464	Curtis Joseph	115	0	1	1	28
465	Eldon Reddick	117	0	1	1	20
466	Kyle Capobianco	1	0	0	0	0
467	Nick Merkley	1	0	0	0	2
468	David Aebischer	1	0	0	0	0
469	Darren Boyko	1	0	0	0	0
470	Dave Chartier	1	0	0	0	0
471	Jeff Christian	1	0	0	0	0
472	Parris Duffus	1	0	0	0	0
473	J.F. Jomphe	1	0	0	0	2
474	Yan Kaminsky	1	0	0	0	0
475	Ron Loustel	1	0	0	0	0
476	Curtis McElhinney	1	0	0	0	0
477	Eric Selleck	1	0	0	0	5
478	Christian Thomas	1	0	0	0	0
479	Alexander Nikulin	1	0	0	0	0
480	Jason Simon	1	0	0	0	0
481	Glenn Tomalty	1	0	0	0	0
482	Andrei Vasilyev	1	0	0	0	0
483	Mark Visheau	1	0	0	0	0
484	Brad Ralph	1	0	0	0	0
485	Kirill Safronov	1	0	0	0	0
486	Pascal Rheaume	1	0	0	0	0
487	Matt Watkins	1	0	0	0	0
488	Mark Visentin	1	0	0	0	0
489	Dylan Reese	1	0	0	0	0
490	Mike McKenna	1	0	0	0	0
491	Marek Langhamer	2	0	0	0	0
492	Pavel Brendl	2	0	0	0	0
493	Ryan Caldwell	2	0	0	0	2
494	Kevin Dahl	2	0	0	0	0
495	Joe Dziedzic	2	0	0	0	0
496	Matt Hervey	2	0	0	0	4
497	Niklas Treutle	2	0	0	0	0
498	Pat Jablonski	2	0	0	0	0
499	Bob Joyce	2	0	0	0	0
500	Josh Tordjman	2	0	0	0	0
501	Garrett Stafford	2	0	0	0	0
502	Pete Vandermeer	2	0	0	0	0
503	Bill Whelton	2	0	0	0	0
504	Brandon Yip	2	0	0	0	0
505	Jamie McBain	3	0	0	0	0
506	Jason Cirone	3	0	0	0	2
507	Steve Fletcher	3	0	0	0	5
508	Jim Hrivnak	3	0	0	0	0
509	Kevin Sawyer	3	0	0	0	12

#	PLAYER	GP	G	A	PTS	PIM
510	Goran Bezina	3	0	0	0	2
511	Ryan Hollweg	3	0	0	0	0
512	Henrik Samuelsson	3	0	0	0	2
513	Adin Hill	4	0	0	0	0
514	Jean-Guy Trudel	4	0	0	0	2
515	Craig Fisher	4	0	0	0	2
516	Ravil Gusmanov	4	0	0	0	0
517	Simon Wheeldon	4	0	0	0	4
518	Michael Morrison	4	0	0	0	0
519	Chad Johnson	4	0	0	0	0
520	Guy Gosselin	5	0	0	0	6
521	Scott Langkow	5	0	0	0	0
522	Brian McGrattan	5	0	0	0	22
523	Joel Hanley	5	0	0	0	0
524	Al Montoya	5	0	0	0	0
525	Kent Paynter	5	0	0	0	4
526	Rudy Poeschek	5	0	0	0	22
527	Frank Banham	5	0	0	0	2
528	Alex Grant	5	0	0	0	7
529	Philippe Sauve	5	0	0	0	0
530	Jean-Marc Pelletier	6	0	0	0	0
531	Don MacIver	6	0	0	0	2
532	Kevin McClelland	6	0	0	0	19
533	Sebastien Bordeleau	6	0	0	0	2
534	Mike Hudson	7	0	0	0	0
535	Jarred Tinordi	7	0	0	0	12
536	Brian Noonan	7	0	0	0	0
537	Dominic Roussel	7	0	0	0	2
538	Tyler Bouck	7	0	0	0	4
539	Martin Grenier	8	0	0	0	5
540	Philip Samuelsson	8	0	0	0	2
541	Mike Veisor	8	0	0	0	0
542	Harijs Vitolinsh	8	0	0	0	4
543	Brent Johnson	8	0	0	0	0
544	Freddie Hamilton	8	0	0	0	0
545	Tim Jackman	8	0	0	0	21
546	Dakota Mermis	9	0	0	0	0
547	Alex Auld	9	0	0	0	0
548	Patrick DesRochers	9	0	0	0	2
549	Paul Boutilier	9	0	0	0	10
550	Tom Draper	9	0	0	0	0
551	Gerry Rioux	9	0	0	0	6
552	Brad Tiley	9	0	0	0	0
553	Mike Stutzel	9	0	0	0	0
554	Darcy Kuemper	10	0	0	0	0
555	Garth Murray	10	0	0	0	12
556	John Gibson	11	0	0	0	14
557	Chris Brown	11	0	0	0	19
558	Wayne Dillon	13	0	0	0	2
559	Gord Smith	13	0	0	0	8
560	Michel Dion	14	0	0	0	2
561	Marcel Hossa	14	0	0	0	4
562	Denis Chasse	15	0	0	0	12
563	Steve Penney	15	0	0	0	7
564	David Cullen	16	0	0	0	6
565	Ed Ronan	17	0	0	0	16
566	Dan Focht	18	0	0	0	21
567	Dwight Schofield	18	0	0	0	33
568	Alexandre Bolduc	19	0	0	0	6
569	Mike Amodeo	19	0	0	0	2
570	Devan Dubnyk	19	0	0	0	0
571	Zac Bierk	20	0	0	0	4
572	Scott Wedgewood	20	0	0	0	2
573	Mike O'Neill	20	0	0	0	0
574	Gary Smith	20	0	0	0	25
575	David LeNeveu	21	0	0	0	0
576	Lindsay Middlebrook	24	0	0	0	0
577	Thomas Greiss	25	0	0	0	0
578	Darcy Hordichuk	26	0	0	0	96
579	Jimmy Waite	33	0	0	0	4
580	Marc Behrend	39	0	0	0	0
581	Antti Raanta	47	0	0	0	0
582	Jason LaBarbera	58	0	0	0	4

NAME	POS	TEAM	REGULAR SEASON					PLAYOFFS					FROM	TO
			GP	G	A	PTS	PIM	GP	G	A	PTS	PIM		
ABID, Ramzi	LW	PHX	30	10	8	18	30	-	-	-	-	-	2002-03	2002-03
ADAMS, Greg	LW	PHX	144	38	51	89	40	8	1	0	1	0	1998-99	1999-00
ADAMS, Kevyn	C	PHX	33	1	7	8	8	-	-	-	-	-	2006-07	2006-07
AEBISCHER, David	G	PHX	1	0	0	0	0	-	-	-	-	-	2007-08	2007-08
ALATALO, Mika	LW	PHX	152	17	29	46	58	5	0	0	0	2	1999-00	2000-01
AMODEO, Mike	D	WPG	19	0	0	0	2	-	-	-	-	-	1979-80	1979-80
AMONTE, Tony	RW	PHX	59	13	23	36	26	-	-	-	-	-	2002-03	2002-03
ARCHIBALD, Josh	RW	ARI	39	5	6	11	25	-	-	-	-	-	2017-18	2017-18
ARCOBELLO, Mark	C	ARI	27	9	7	16	6	-	-	-	-	-	2014-15	2014-15
ARNIEL, Scott	C	WPG	406	80	112	192	336	18	1	2	3	26	1981-82	1985-86
													1990-91	1990-91
ASHTON, Brent	LW	WPG	222	66	95	161	135	7	3	1	4	2	1988-89	1991-92
AUCOIN, Adrian	D	PHX	221	13	46	59	150	22	0	4	4	22	2009-10	2011-12
AULD, Alex	G	PHX	9	0	0	0	0	-	-	-	-	-	2007-08	2007-08
BABYCH, David	D	WPG	390	73	248	321	392	18	4	10	14	35	1980-81	1985-86
BAILLARGEON, Joel	LW	WPG	15	0	2	2	27	-	-	-	-	-	1986-87	1987-88
BALLARD, Keith	D	PHX	233	19	68	87	243	-	-	-	-	-	2005-06	2007-08
BANHAM, Frank	RW	PHX	5	0	0	0	2	-	-	-	-	-	2002-03	2002-03
BARBER, Don	LW	WPG	27	1	5	6	18	-	-	-	-	-	1990-91	1991-92
BARNES, Stu	C	WPG	102	25	23	48	44	6	1	3	4	2	1991-92	1993-94
BARON, Murray	D	PHX	53	1	5	6	110	7	0	2	2	6	1996-97	1997-98
BAUTIN, Sergei	D	WPG	130	5	25	30	174	-	-	-	-	-	1992-93	1993-94
BEADLE, Sandy	LW	WPG	6	1	0	1	2	-	-	-	-	-	1980-81	1980-81
BEAUREGARD, Stephane	G	WPG	74	0	1	1	6	40	0	0	0	0	1989-90	1991-92
													1993-94	1993-94
BEHREND, Marc	G	WPG	39	0	0	0	0	7	0	0	0	0	1983-84	1985-86
BELANGER, Eric	C	PHX	82	13	27	40	36	4	0	0	0	2	2010-11	2010-11
BELL, Brendan	D	PHX	16	0	2	2	8	-	-	-	-	-	2006-07	2007-08
BEREHOWSKY, Drake	D	PHX	39	2	6	8	69	5	0	1	1	4	2001-02	2002-03
BEREZIN, Sergei	LW	PHX	41	7	9	16	4	-	-	-	-	-	2001-02	2001-02
BERRY, Brad	D	WPG	163	4	25	29	196	11	0	1	1	14	1985-86	1989-90
BERTHIAUME, Daniel	G	WPG	120	0	3	3	20	14	0	0	0	0	1986-87	1989-90
BETHEL, John	LW	WPG	17	0	2	2	4	-	-	-	-	-	1979-80	1979-80
BEZINA, Goran	LW	PHX	3	0	0	0	2	-	-	-	-	-	2003-04	2003-04
BIERK, Zac	G	PHX	20	0	0	0	4	-	-	-	-	-	2002-03	2003-04
BISSONNETTE, Paul	LW	PHX	187	7	14	21	318	4	0	0	0	15	2009-10	2013-14
BLADON, Tom	D	WPG	9	0	5	5	13	-	-	-	-	-	1980-81	1980-81
BLOMSTEN, Arto	D	WPG	19	0	2	2	8	-	-	-	-	-	1993-94	1994-95
BOEDKER, Mikkel	LW	ARI	445	80	133	213	86	20	4	5	9	2	2008-09	2015-16
BOLDUC, Alexandre	C	PHX	16	0	0	0	4	-	-	-	-	-	2011-12	2012-13
		ARI	3	0	0	0	2	-	-	-	-	-	2014-15	2014-15
BORDELEAU, Sebastien	C	PHX	6	0	0	0	2	-	-	-	-	-	2001-02	2001-02
BORSATO, Luciano	C	WPG	203	35	55	90	113	7	1	0	1	4	1990-91	1994-95
BOSCHMAN, Laurie	C	WPG	526	152	227	379	1338	34	5	10	15	87	1982-83	1989-90
BOUCHARD, Dan	G	WPG	32	0	1	1	48	1	0	0	0	2	1985-86	1985-86
BOUCHARD, Joel	D	PHX	32	1	2	3	22	-	-	-	-	-	2000-01	2000-01
BOUCHER, Brian	G	PHX	96	0	1	1	4	-	-	-	-	-	2002-03	2005-06
BOUCK, Tyler	RW	PHX	7	0	0	0	4	-	-	-	-	-	2001-02	2001-02
BOUTILIER, Paul	D	WPG	9	0	0	0	10	5	0	0	0	15	1987-88	1988-89
BOWNESS, Rick	RW	WPG	45	8	17	25	45	-	-	-	-	-	1980-81	1980-81
BOYKO, Darren	C	WPG	1	0	0	0	0	-	-	-	-	-	1988-89	1988-89
BOYNTON, Nick	D	PHX	138	5	18	23	263	-	-	-	-	-	2006-07	2007-08
BRENDL, Pavel	RW	PHX	2	0	0	0	0	-	-	-	-	-	2005-06	2005-06
BRICKLEY, Andy	LW	WPG	14	0	2	2	2	1	1	1	2	0	1992-93	1993-94
BRIERE, Daniel	C	PHX	258	70	76	146	146	6	2	1	3	2	1997-98	2002-03
BROTEN, Aaron	C	WPG	25	4	5	9	14	7	2	2	4	12	1991-92	1991-92
BROWN, Chris	RW	PHX	11	0	0	0	19	-	-	-	-	-	2012-13	2013-14
BROWN, Greg	D	WPG	9	0	3	3	17	-	-	-	-	-	1994-95	1994-95
BRULE, Gilbert	C	PHX	36	5	9	14	13	12	2	1	3	0	2011-12	2011-12
													2013-14	2013-14
BRYZGALOV, Ilya	G	PHX	257	0	3	3	12	11	0	0	0	0	2007-08	2010-11
BUCHBERGER, Kelly	C	PHX	79	3	9	12	109	-	-	-	-	-	2002-03	2002-03
BURKE, Sean	G	PHX	211	0	4	4	52	10	0	2	2	0	1999-00	2003-04
BURMISTROV, Alexander	C	ARI	26	5	9	14	6	-	-	-	-	-	2016-17	2016-17
BUTLER, Jerry	RW	WPG	42	3	6	9	14	-	-	-	-	-	1982-83	1982-83
CALDWELL, Ryan	D	PHX	2	0	0	0	2	-	-	-	-	-	2007-08	2007-08
CAMERON, Al	D	WPG	92	4	13	17	93	-	-	-	-	-	1979-80	1980-81
CAMPBELL, Andrew	D	ARI	33	0	1	1	10	-	-	-	-	-	2014-15	2014-15
CAMPBELL, Scott	D	WPG	77	4	21	25	191	-	-	-	-	-	1979-80	1980-81
CAMPBELL, Wade	D	WPG	185	9	23	32	245	6	0	0	0	9	1982-83	1985-86
CARCILLO, Daniel	LW	PHX	129	20	21	41	572	-	-	-	-	-	2006-07	2008-09
CARLYLE, Randy	D	WPG	564	80	226	306	736	31	3	14	17	51	1983-84	1992-93
CARNEY, Keith	D	PHX	266	9	54	63	253	18	1	2	3	31	1997-98	2000-01
CHARTIER, Dave	C	WPG	1	0	0	0	0	-	-	-	-	-	1980-81	1980-81
CHASSE, Denis	RW	WPG	15	0	0	0	12	-	-	-	-	-	1995-96	1995-96
CHEVELDAE, Tim	G	WPG	74	0	1	1	4	-	-	-	-	-	1993-94	1995-96

NAME	POS	TEAM	GP	REGULAR SEASON				PLAYOFFS				FROM	TO	
				G	A	PTS	PIM	GP	G	A	PTS			PIM
CHEVRIER, Alain	G	WPG	22	0	4	4	2	-	-	-	-	-	1988-89	1988-89
CHIPCHURA, Kyle	C	ARI	319	21	55	76	257	15	1	3	4	7	2011-12	2015-16
CHRISTIAN, Dave	C	WPG	230	79	130	209	73	7	0	1	1	2	1979-80	1982-83
CHRISTIAN, Jeff	LW	PHX	1	0	0	0	0	-	-	-	-	-	1997-98	1997-98
CHYCHRUN, Jakob	D	ARI	118	11	23	34	63	-	-	-	-	-	2016-17	2017-18
CIRONE, Jason	C	WPG	3	0	0	0	2	-	-	-	-	-	1991-92	1991-92
CAPOBIANCO, Kyle	D	ARI	1	0	0	0	0	-	-	-	-	-	2017-18	2017-18
CLEARY, Daniel	RW	PHX	68	6	11	17	42	-	-	-	-	-	2003-04	2003-04
CLENDENING, Adam	D	ARI	5	0	2	2	2	-	-	-	-	-	2017-18	2017-18
COLE, Danton	RW	WPG	98	21	19	40	92	-	-	-	-	-	1988-89	1991-92
COMRIE, Mike	C	PHX	132	45	50	95	91	-	-	-	-	-	2003-04	2006-07
CONNAUTON, Kevin	D	ARI	133	15	16	31	83	-	-	-	-	-	2015-16	2017-18
CONNER, Chris	RW	PHX	12	1	1	2	2	-	-	-	-	-	2012-13	2012-13
CORKUM, Bob	C	PHX	233	30	30	60	85	20	3	3	6	12	1996-97	1998-99
CORY, Ross	D	WPG	51	2	10	12	41	-	-	-	-	-	1979-80	1980-81
COUSINS, Nick	C	ARI	71	12	7	19	31	-	-	-	-	-	2017-18	2017-18
CROMBEEN, B.J.	RW	ARI	58	3	3	6	79	-	-	-	-	-	2014-15	2014-15
CRONIN, Shawn	D	WPG	193	1	13	14	703	9	0	0	0	13	1989-90	1991-92
CROUSE, Lawson	LW	ARI	83	6	7	13	55	-	-	-	-	-	2016-17	2017-18
CULLEN, David	D	PHX	16	0	0	0	6	-	-	-	-	-	2000-01	2001-02
CUMMINS, Jim	RW	PHX	75	1	7	8	237	6	0	1	1	4	1997-98	1998-99
CUNNEYWORTH, Randy	LW	WPG	28	5	6	11	34	-	-	-	-	-	1989-90	1989-90
CUNNINGHAM, Craig	LW	ARI	29	1	4	5	4	-	-	-	-	-	2014-15	2015-16
DAHL, Kevin	D	PHX	2	0	0	0	0	-	-	-	-	-	1996-97	1996-97
DAHLBECK, Klas	D	ARI	90	2	9	11	34	-	-	-	-	-	2014-15	2015-16
DAIGNEAULT, J.J.	D	PHX	88	1	13	14	54	7	0	0	0	8	1998-99	1999-00
DALEY, Pat	LW	WPG	12	1	0	1	13	-	-	-	-	-	1979-80	1980-81
DAUPHIN, Laurent	C	ARI	34	3	1	4	18	-	-	-	-	-	2015-16	2017-18
DAVYDOV, Evgeny	RW	WPG	91	32	24	56	74	11	2	2	4	2	1991-92	1992-93
DAWES, Nigel	LW	PHX	12	0	2	2	0	-	-	-	-	-	2008-09	2008-09
DeANGELO, Anthony	D	ARI	39	5	9	14	37	-	-	-	-	-	2016-17	2016-17
DEBLOIS, Lucien	C	WPG	235	87	102	189	208	15	3	2	5	15	1981-82	1983-84
													1991-92	1991-92
DeBRUSK, Louie	LW	PHX	115	4	3	7	191	9	2	0	2	6	1998-99	2000-01
DEMERS, Jason	D	ARI	69	6	14	20	37	-	-	-	-	-	2017-18	2017-18
DERLAGO, Bill	C	WPG	27	5	5	10	6	3	1	0	1	0	1985-86	1985-86
DesROCHERS, Patrick	G	PHX	9	0	0	0	2	-	-	-	-	-	2001-02	2002-03
DEVEREAUX, Boyd	C	PHX	78	8	14	22	44	-	-	-	-	-	2005-06	2005-06
DIDUCK, Gerald	D	PHX	133	9	14	23	213	16	0	2	2	32	1996-97	1998-99
DILLON, Wayne	C	WPG	13	0	0	0	2	-	-	-	-	-	1979-80	1979-80
DION, Michel	G	WPG	14	0	0	0	2	-	-	-	-	-	1980-81	1980-81
DOAN, Shane	RW	ARI/WPG	1,540	402	570	972	1,353	55	15	13	28	85	1995-96	2016-17
DOIG, Jason	D	PHX/WPG	28	1	3	4	50	-	-	-	-	-	1995-96	1998-99
DOLLAS, Bobby	D	WPG	56	0	5	5	66	3	0	0	0	2	1983-84	1985-86
DOMI, Max	LW	ARI	222	36	99	135	185	-	-	-	-	-	2015-16	2017-18
DOMI, Tie	RW	WPG	173	15	25	40	724	6	1	0	1	23	1992-93	1994-95
DOMINGUE, Louis	G	ARI	84	0	1	1	0	-	-	-	-	-	2014-15	2017-18
DONNELLY, Gord	D	WPG	173	12	17	29	726	6	0	1	1	8	1988-89	1991-92
DOUGLAS, Jordy	LW	WPG	24	4	4	8	8	1	0	0	0	2	1983-84	1984-85
DOURIS, Peter	RW	WPG	21	0	2	2	0	1	0	0	0	0	1985-86	1987-88
DOWNIE, Steve	RW	ARI	26	3	3	6	53	-	-	-	-	-	2015-16	2015-16
DRAKE, Dallas	RW	PHX/WPG	382	82	143	225	328	26	4	6	10	12	1993-94	1999-00
DRAPER, Kris	C	WPG	20	3	0	3	9	2	0	0	0	0	1990-91	1992-93
DRAPER, Tom	G	WPG	9	0	0	0	0	-	-	-	-	-	1988-89	1989-90
													1995-96	1995-96
DROUIN, Jude	C	WPG	85	8	16	24	54	-	-	-	-	-	1979-80	1980-81
DRUCE, John	RW	WPG	50	6	14	20	37	2	0	0	0	0	1992-93	1992-93
DUBNYK, Devan	G	ARI	19	0	0	0	0	-	-	-	-	-	2014-15	2014-15
DUCLAIR, Anthony	RW	ARI	139	34	40	74	73	-	-	-	-	-	2015-16	2017-18
DUDLEY, Rick	RW	WPG	30	5	5	10	28	-	-	-	-	-	1980-81	1980-81
DUFFUS, Parris	G	PHX	1	0	0	0	0	-	-	-	-	-	1996-97	1996-97
DUNCAN, Iain	LW	WPG	127	34	55	89	149	11	0	3	3	6	1986-87	1990-91
DUNCANSON, Craig	LW	WPG	7	2	0	2	16	-	-	-	-	-	1990-91	1990-91
DUPONT, Norm	LW	WPG	181	47	67	114	38	5	3	1	4	0	1980-81	1982-83
DVORAK, Christian	C	ARI	156	30	40	70	44	-	-	-	-	-	2016-17	2017-18
DZIEDZIC, Joe	LW	PHX	2	0	0	0	0	-	-	-	-	-	1998-99	1998-99
EAGLES, Mike	C	WPG	293	21	46	67	464	12	0	1	1	14	1990-91	1994-95
EAKINS, Dallas	D	PHX/WPG	20	0	2	2	48	-	-	-	-	-	1992-93	1992-93
													1995-96	1996-97
EASTWOOD, Mike	C	PHX/WPG	126	18	23	41	28	6	0	1	1	2	1994-95	1996-97
EAVES, Murray	C	WPG	49	4	12	16	7	4	0	1	1	2	1980-81	1985-86
EBBETT, Andrew	C	PHX	33	2	3	5	4	3	0	0	0	0	2010-11	2010-11
EKMAN-LARSSON, Oliver	D	ARI	576	102	188	290	360	16	1	3	4	8	2010-11	2017-18
ELLETT, Dave	D	WPG	475	95	204	299	504	33	4	16	20	22	1984-85	1990-91
ELLIOTT, Stefan	D	ARI	19	2	4	6	4	-	-	-	-	-	2015-16	2015-16
ELYNUIK, Pat	RW	WPG	289	115	129	244	462	14	4	6	10	6	1987-88	1991-92

NAME	POS	TEAM	REGULAR SEASON					PLAYOFFS					FROM	TO
			GP	G	A	PTS	PIM	GP	G	A	PTS	PIM		
EMERSON, Nelson	RW	WPG	131	47	64	111	106	-	-	-	-	-	1993-94	1994-95
ENDEAN, Craig	LW	WPG	2	0	1	1	0	-	-	-	-	-	1986-87	1986-87
ERAT, Martin	RW	ARI	96	11	26	37	54	-	-	-	-	-	2013-14	2014-15
ERICKSON, Bryan	C	WPG	73	6	23	29	20	3	0	0	0	0	1990-91	1993-94
ERIKSSON, Anders	D	PHX	12	0	3	3	0	-	-	-	-	-	2009-10	2009-10
ESCHE, Robert	G	PHX	58	0	3	3	22	-	-	-	-	-	1998-99	2001-02
ESSENSA, Bob	G	PHX/WPG	311	0	12	12	18	11	0	0	0	2	1988-89	1993-94
													1999-00	1999-00
EVANS, Doug	LW	WPG	127	24	42	66	209	8	2	2	4	12	1989-90	1991-92
FEDORUK, Todd	LW	PHX	72	6	7	13	72	-	-	-	-	-	2008-09	2008-09
FEDOTOV, Anatoli	D	WPG	1	0	2	2	0	-	-	-	-	-	1992-93	1992-93
FENTON, Paul	LW	WPG	156	50	31	81	91	7	2	0	2	23	1988-89	1990-91
FERENCE, Brad	D	PHX	78	0	6	6	131	-	-	-	-	-	2002-03	2003-04
FIDDLER, Vernon	C	PHX	147	14	38	52	92	10	1	1	2	14	2009-10	2010-11
FINLEY, Jeff	D	PHX /WPG	130	4	12	16	121	7	0	0	0	6	1995-96	1996-97
FISHER, Craig	C	WPG	4	0	0	0	2	-	-	-	-	-	1993-94	1993-94
FISCHER, Christian	RW	ARI	86	18	18	36	14	-	-	-	-	-	2016-17	2017-18
FISCHER, Patrick	C	PHX	27	4	6	10	24	-	-	-	-	-	2006-07	2006-07
FLETCHER, Steve	D	WPG	3	0	0	0	5	-	-	-	-	-	1988-89	1988-89
FLICHEL, Todd	D	WPG	6	0	1	1	4	-	-	-	-	-	1987-88	1989-90
FOCHT, Dan	D	PHX	18	0	0	0	21	1	0	1	1	0	2001-02	2002-03
FRASER, Iain	C	WPG	12	1	1	2	4	4	0	0	0	0	1995-96	1995-96
GAGNON, Sean	D	PHX	7	0	1	1	21	-	-	-	-	-	1997-98	1998-99
GAGNER, Sam	C	ARI	81	15	26	41	28	-	-	-	-	-	2014-15	2014-15
GAINEY, Steve	LW	PHX	20	0	1	1	20	-	-	-	-	-	2005-06	2005-06
GARTNER, Mike	RW	PHX	142	44	46	90	62	12	2	2	4	22	1996-97	1997-98
GAUDET, Tyler	C	ARI	20	1	3	4	0	-	-	-	-	-	2014-15	2016-17
GAUTHIER, Denis	D	PHX	45	2	9	11	61	-	-	-	-	-	2005-06	2005-06
GEOFFRION, Danny	RW	WPG	79	20	26	46	82	-	-	-	-	-	1980-81	1981-82
GIBSON, John	D	WPG	11	0	0	0	14	-	-	-	-	-	1983-84	1983-84
GILL, Todd	D	PHX	41	1	6	7	30	-	-	-	-	-	1999-00	1999-00
GILHEN, Randy	C	WPG	185	18	17	35	151	4	1	0	1	10	1986-87	1988-89
													1993-94	1995-96
GOERTZEN, Steven	RW	PHX	16	2	2	4	24	-	-	-	-	-	2008-09	2008-09
GOLIGOSKI, Alex	D	ARI	160	18	53	71	54	-	-	-	-	-	2016-17	2017-18
GORDON, Boyd	C	ARI	188	14	27	41	28	16	0	2	2	6	2011-12	2012-13
													2015-16	2015-16
GORMLEY, Brandon	D	ARI	32	2	2	4	12	-	-	-	-	-	2013-14	2014-15
GOSSELIN, Guy	D	WPG	5	0	0	0	6	-	-	-	-	-	1987-88	1987-88
GRANT, Alex	D	ARI	5	0	0	0	7	-	-	-	-	-	2015-16	2015-16
GRATTON, Chris	C	PHX	82	11	19	30	114	-	-	-	-	-	2002-03	2003-04
GRATTON, Josh	LW	PHX	64	2	1	3	223	-	-	-	-	-	2005-06	2007-08
GRAVES, Hilliard	RW	WPG	35	1	5	6	15	-	-	-	-	-	1979-80	1979-80
GREEN, Travis	C	PHX	147	38	36	74	108	5	2	1	3	2	1999-00	2000-01
GREISS, Thomas	G	PHX	25	0	0	0	0	-	-	-	-	-	2013-14	2013-14
GRENIER, Martin	D	PHX	8	0	0	0	5	-	-	-	-	-	2001-02	2002-03
GROSEK, Michal	LW	WPG	28	3	2	5	21	-	-	-	-	-	1993-94	1995-96
GROSSMANN, Nicklas	D	ARI	58	3	4	7	24	-	-	-	-	-	2015-16	2015-16
GUINDON, Bob	LW	WPG	6	0	1	1	0	-	-	-	-	-	1979-80	1979-80
GUSMANOV, Ravil	RW	WPG	4	0	0	0	0	-	-	-	-	-	1995-96	1995-96
HALE, David	D	PHX	48	3	6	9	36	-	-	-	-	-	2008-09	2008-09
HALPERN, Jeff	C	PHX	69	5	7	12	24	-	-	-	-	-	2013-14	2013-14
HAMEL, Gilles	LW	WPG	142	35	32	67	59	9	2	0	2	2	1986-87	1987-88
HAMEL, Pierre	G	WPG	64	0	3	3	14	-	-	-	-	-	1979-80	1980-81
HAMILTON, Freddie	C	ARI	8	0	0	0	0	-	-	-	-	-	2017-18	2017-18
HANDZUS, Michal	C	PHX	89	19	34	53	55	5	0	0	0	2	2000-01	2001-02
HANLEY, Joel	D	ARI	5	0	0	0	0	-	-	-	-	-	2017-18	2017-18
HANSEN, Tavis	RW	PHX /WPG	34	2	1	3	16	2	0	0	0	0	1994-95	2000-01
HANZAL, Martin	C	ARI	608	117	196	313	537	23	4	8	12	47	2007-08	2016-17
HARTMAN, Mike	LW	WPG	75	4	4	8	264	2	0	0	0	2	1991-92	1991-92
HAWERCHUK, Dale	C	WPG	713	379	550	929	478	38	16	33	49	39	1981-82	1989-90
HAYWARD, Brian	G	WPG	165	0	8	8	37	11	0	0	0	0	1982-83	1985-86
HELMER, Bryan	D	PHX	28	0	1	1	33	-	-	-	-	-	1998-99	1998-99
													2003-04	2003-04
HERVEY, Matt	D	WPG	2	0	0	0	4	-	-	-	-	-	1988-89	1988-89
HESHKA, Shaun	D	PHX	8	0	2	2	0	-	-	-	-	-	2009-10	2009-10
HILL, Adin	G	ARI	4	0	0	0	0	-	-	-	-	-	2017-18	2017-18
HJALMARSSON, Niklas	D	ARI	48	1	8	9	18	-	-	-	-	-	2017-18	2017-18
HODGMAN, Justin	C	ARI	5	1	0	1	2	-	-	-	-	-	2014-15	2014-15
HOGGAN, Jeff	LW	PHX	8	0	1	1	9	-	-	-	-	-	2008-09	2009-10
HOGUE, Benoit	C	PHX	27	3	10	13	10	5	1	2	3	2	1999-00	1999-00
HOLDEN, Mark	G	WPG	4	0	1	1	0	-	-	-	-	-	1984-85	1984-85
HOLLAND, Peter	C	ARI	40	5	6	11	18	-	-	-	-	-	2016-17	2016-17
HOLLWEG, Ryan	LW	PHX	3	0	0	0	0	-	-	-	-	-	2010-11	2010-11
HOPKINS, Larry	LW	WPG	60	13	16	29	26	6	0	0	0	2	1979-80	1979-80
													1981-82	1982-83

NAME	POS	TEAM	GP	REGULAR SEASON				PLAYOFFS				FROM	TO	
				G	A	PTS	PIM	GP	G	A	PTS			PIM
HORDICHUK, Darcy	LW	PHX	26	0	0	0	96	-	-	-	-	2001-02	2002-03	
HOSSA, Marcel	LW	PHX	14	0	0	0	4	-	-	-	-	2007-08	2007-08	
HOUSLEY, Phil	D	WPG	232	64	195	259	168	13	1	11	12	2	1990-91	1992-93
HOYDA, Dave	LW	WPG	24	2	1	3	42	-	-	-	-	-	1979-80	1980-81
HRDINA, Jan	C	PHX	59	11	19	30	38	-	-	-	-	-	2002-03	2003-04
HRIVNAK, Jim	G	WPG	3	0	0	0	0	-	-	-	-	-	1992-93	1992-93
HUDSON, Mike	C	PHX	7	0	0	0	0	-	-	-	-	-	1996-97	1996-97
HUGHES, Brent	LW	WPG	39	4	4	8	115	-	-	-	-	-	1988-89	1989-90
HULL, Bobby	LW	WPG	18	4	6	10	0	-	-	-	-	-	1979-80	1979-80
HULL, Brett	RW	PHX	5	0	1	1	0	-	-	-	-	-	2005-06	2005-06
HULSE, Cale	D	PHX	82	3	17	20	123	-	-	-	-	-	2003-04	2005-06
HUNTER, Dave	LW	WPG	34	3	1	4	61	-	-	-	-	-	1988-89	1988-89
HUSCROFT, Jamie	D	PHX	11	0	1	1	27	-	-	-	-	-	1998-99	1998-99
ISBISTER, Brad	RW	PHX	98	13	12	25	148	5	0	0	0	2	1997-98	1998-99
JABLONSKI, Pat	G	PHX	2	0	0	0	0	-	-	-	-	-	1996-97	1996-97
JACKMAN, Tim	RW	PHX	8	0	0	0	21	-	-	-	-	-	2005-06	2005-06
JANNEY, Craig	C	PHX /WPG	158	32	94	126	38	19	1	8	9	4	1995-96	1997-98
JANSSENS, Mark	C	PHX	7	1	2	3	4	1	0	0	0	2	1997-98	1997-98
JARVENPAA, Hannu	RW	WPG	114	11	26	37	83	-	-	-	-	-	1986-87	1988-89
JASPERS, Jason	C	PHX	9	0	1	1	6	-	-	-	-	-	2001-02	2003-04
JEFFREY, Dustin	C	ARI	7	1	1	2	2	-	-	-	-	-	2015-16	2015-16
JOHNSON, Chad	G	PHX	4	0	0	0	0	-	-	-	-	-	2012-13	2012-13
JOHNSON, Jim	D	PHX	71	5	8	13	92	6	0	0	0	4	1996-97	1997-98
JOHNSON, Brent	G	PHX	8	0	0	0	0	-	-	-	-	-	2003-04	2003-04
JOHNSON, Mike	RW	PHX	242	47	112	159	139	5	1	1	2	6	2000-01	2005-06
JOHNSON, Nick	RW	PHX	17	4	2	6	0	-	-	-	-	-	2012-13	2012-13
JOKINEN, Olli	C	PHX	57	21	21	42	49	-	-	-	-	-	2008-09	2008-09
JOMPHE, J.F.	C	PHX	1	0	0	0	2	-	-	-	-	-	1998-99	1998-99
JONES, Brad	LW	WPG	47	9	10	19	6	1	0	0	0	0	1986-87	1989-90
JONES, Matt	D	PHX	106	1	10	11	55	-	-	-	-	-	2005-06	2007-08
JOORIS, Josh	C	ARI	42	3	7	10	10	-	-	-	-	-	2016-17	2016-17
JOSEPH, Chris	D	PHX	33	1	1	2	16	-	-	-	-	-	1999-00	2000-01
JOSEPH, Curtis	G	PHX	115	0	1	1	28	-	-	-	-	-	2005-06	2006-07
JOSEPH, Tony	RW	WPG	2	1	0	1	0	-	-	-	-	-	1988-89	1990-91
JOVANOVSKI, Ed	D	PHX	332	47	117	164	336	11	1	1	2	6	2006-07	2010-11
JOYCE, Bob	LW	WPG	2	0	0	0	0	-	-	-	-	-	1991-92	1992-93
JUNEAU, Joe	LW	PHX	69	10	23	33	28	-	-	-	-	-	2000-01	2000-01
KALININ, Dmitri	D	PHX	15	1	3	4	6	-	-	-	-	-	2008-09	2008-09
KAMINSKY, Yan	RW	WPG	1	0	0	0	0	-	-	-	-	-	1993-94	1993-94
KAPANEN, Niko	C	PHX	98	12	25	37	42	-	-	-	-	-	2006-07	2007-08
KELLER, Clayton	LW	ARI	85	23	67	24	-	-	-	-	-	-	2016-17	2017-18
KEMPE, Mario	RW	ARI	18	2	2	4	4	-	-	-	-	-	2017-18	2017-18
KENNEDY, Dean	D	WPG	172	5	19	24	269	8	0	0	0	2	1991-92	1993-94
KENNEDY, Tim	LW	PHX	37	2	6	8	4	-	-	-	-	-	2013-14	2013-14
KERR, Alan	RW	WPG	7	0	1	1	2	-	-	-	-	-	1992-93	1992-93
KHABIBULIN, Nikolai	G	PHX /WPG	284	0	6	6	62	24	0	1	1	8	1994-95	1998-99
KHARIN, Sergei	RW	WPG	7	2	3	5	2	-	-	-	-	-	1990-91	1990-91
KILGER, Chad	C	PHX /WPG	63	6	7	13	29	4	1	0	1	0	1995-96	1997-98
KING, Kris	LW	PHX /WPG	341	28	40	68	762	18	1	2	3	25	1992-93	1996-97
KLEE, Ken	D	PHX	68	1	10	11	24	-	-	-	-	-	2008-09	2008-09
KLESLA, Rostislav	D	PHX	144	7	19	26	112	19	2	6	8	11	2010-11	2013-14
KLINKHAMMER, Rob	LW	ARI	113	19	15	34	33	-	-	-	-	-	2012-13	2014-15
KOLANOS, Krystofer	C	PHX	109	17	18	35	74	2	0	0	0	6	2001-02	2005-06
KOROLEV, Igor	RW	PHX /WPG	159	33	58	91	80	7	0	3	3	0	1994-95	1996-97
KORPIKOSKI, Lauri	LW	ARI	401	62	83	145	98	22	1	1	2	6	2009-10	2014-15
KULAK, Stu	RW	WPG	18	2	0	2	24	-	-	-	-	-	1988-89	1988-89
KUMPER, Darcy	G	ARI	10	0	0	0	0	-	-	-	-	-	2017-18	2017-18
KUMPEL, Mark	RW	WPG	141	19	16	35	50	11	2	0	2	6	1987-88	1990-91
KVASHA, Oleg	LW	PHX	15	4	7	11	6	-	-	-	-	-	2005-06	2005-06
KYLLONEN, Markku	LW	WPG	9	0	2	2	2	-	-	-	-	-	1988-89	1988-89
KYTE, Jim	D	WPG	399	11	25	36	772	24	0	4	4	73	1982-83	1988-89
LABARBERA, Jason	G	PHX	68	0	0	0	4	-	-	-	-	-	2009-10	2012-13
LALOR, Mike	D	WPG	128	6	15	21	140	11	0	2	2	23	1991-92	1992-93
LANG, Robert	C	PHX	64	9	20	29	28	4	0	1	1	0	2009-10	2009-10
LANGHAMER, Marek	G	ARI	2	0	0	0	0	-	-	-	-	-	2016-17	2017-18
LANGKOW, Daymond	C	PHX	316	79	117	196	146	21	2	6	8	4	2001-02	2003-04
													2011-12	2011-12
LANGKOW, Scott	G	PHX /WPG	5	0	0	0	0	-	-	-	-	-	1995-96	1998-99
LARAQUE, Georges	RW	PHX	56	5	17	22	52	-	-	-	-	-	2006-07	2006-07
LAROSE, Guy	C	WPG	10	0	1	1	14	-	-	-	-	-	1988-89	1990-91
LAUEN, Mike	RW	WPG	3	0	1	1	0	-	-	-	-	-	1983-84	1983-84
LEACH, Stephen	RW	PHX	22	1	1	2	37	7	1	1	2	2	1998-99	1998-99
LEBLANC, John	RW	WPG	38	12	3	15	10	-	-	-	-	-	1991-92	1994-95
LECLERC, Mike	LW	PHX	35	9	12	21	29	-	-	-	-	-	2005-06	2005-06
LECUYER, Doug	LW	WPG	45	6	17	23	66	-	-	-	-	-	1980-81	1980-81
LEGG, Barry	D	WPG	76	1	8	9	126	-	-	-	-	-	1980-81	1981-82

NAME	POS	TEAM	REGULAR SEASON				PLAYOFFS				FROM	TO		
			GP	G	A	PTS	PIM	GP	G	A			PTS	PIM
LEHOUX, Yanick	C	PHX	10	2	2	4	6	-	-	-	-	-	2005-06	2006-07
LEMAU, Moe	LW	WPG	10	1	0	1	14	-	-	-	-	-	1988-89	1988-89
LEMIEUX, Claude	RW	PHX	164	32	49	81	158	5	0	0	0	2	2000-01	2002-03
LEMIEUX, Jocelyn	RW	PHX	32	4	3	7	27	2	0	0	0	4	1996-97	1997-98
LENEVEU, David	G	PHX	21	0	0	0	0	-	-	-	-	-	2005-06	2006-07
LEPISTO, Sami	D	PHX	117	5	17	22	97	7	1	0	1	6	2009-10	2010-11
LESSIO, Lucas	LW	ARI	29	2	3	5	10	-	-	-	-	-	2013-14	2015-16
LESUK, Bill	LW	WPG	49	0	1	1	43	-	-	-	-	-	1979-80	1979-80
LETOWSKI, Trevor	C	PHX	206	30	43	73	58	5	1	1	2	4	1998-99	2001-02
LEVIE, Craig	D	WPG	62	8	14	22	80	-	-	-	-	-	1981-82	1982-83
LEVINS, Scott	RW	PHX /WPG	11	0	1	1	23	-	-	-	-	-	1992-93	1992-93
													1997-98	1997-98
LINDSTROM, Joakim	LW	PHX	44	9	11	20	28	-	-	-	-	-	2008-09	2008-09
LINDSTROM, Willy	RW	WPG	288	98	91	189	106	4	2	1	3	2	1979-80	1982-83
LISIN, Enver	RW	PHX	78	18	10	28	46	-	-	-	-	-	2006-07	2008-09
LOMBARDI, Matthew	C	PHX	118	28	49	77	54	7	1	5	6	2	2008-09	2009-10
													2012-13	2012-13
LONG, Barry	D	WPG	70	6	19	25	46	-	-	-	-	-	1980-81	1981-82
LOUSTEL, Ron	G	WPG	1	0	0	0	0	-	-	-	-	-	1980-81	1980-81
LUKOWICH, Morris	LW	WPG	431	168	177	345	438	7	0	2	2	16	1979-80	1984-85
LUMME, Jyrki	D	PHX	192	19	74	93	122	12	0	2	2	8	1998-99	2000-01
LUNDHOLM, Bengt	LW	WPG	275	48	95	143	72	14	3	4	7	14	1981-82	1985-86
LUNDMARK, Jamie	C	PHX	38	5	13	18	36	-	-	-	-	-	2005-06	2005-06
MacDERMID, Paul	RW	WPG	172	32	42	74	379	7	0	2	2	8	1989-90	1991-92
MacIVER, Don	D	WPG	6	0	0	0	2	-	-	-	-	-	1979-80	1979-80
MACIVER, Norm	D	PHX /WPG	112	11	40	51	88	12	1	1	2	4	1995-96	1997-98
MacLEAN, Brett	LW	PHX	13	2	1	3	2	-	-	-	-	-	2010-11	2010-11
MacLEAN, Don	C	PHX	9	1	1	2	0	-	-	-	-	-	2006-07	2006-07
MacLEAN, Paul	RW	WPG	528	248	270	518	726	35	16	10	26	76	1981-82	1987-88
MALGUNAS, Stewart	D	WPG	29	0	1	1	32	-	-	-	-	-	1995-96	1995-96
MANERY, Kris	LW	WPG	63	19	13	32	30	-	-	-	-	-	1979-80	1980-81
MANN, Jimmy	RW	WPG	202	9	12	21	598	4	0	0	0	7	1979-80	1983-84
MANSON, Dave	D	PHX /WPG	205	14	59	73	559	6	2	1	3	30	1993-94	1996-97
MANTHA, Moe	D	WPG	318	31	125	156	203	16	5	10	15	18	1980-81	1983-84
													1989-90	1991-92
MARA, Paul	D	PHX	323	38	104	142	268	5	0	0	0	4	2000-01	2005-06
MARCHMENT, Bryan	D	WPG	37	2	4	6	121	-	-	-	-	-	1988-89	1990-91
MARKELL, John	LW	WPG	52	11	10	21	36	-	-	-	-	-	1979-80	1980-81
MARKOV, Danny	D	PHX	136	10	46	56	103	-	-	-	-	-	2001-02	2002-03
MAROIS, Mario	D	WPG	255	17	116	133	178	18	2	11	13	35	1985-86	1988-89
													1991-92	1991-92
MARSH, Peter	RW	WPG	81	16	25	41	68	-	-	-	-	-	1979-80	1980-81
MARTIN, Craig	RW	WPG	20	0	1	1	19	-	-	-	-	-	1994-95	1994-95
MARTIN, Tom	LW	WPG	24	2	0	2	91	3	0	0	0	2	1984-85	1986-87
MARTINOOK, Jordan	LW	ARI	247	26	39	65	103	-	-	-	-	-	2014-15	2017-18
MATTSSON, Markus	G	WPG	52	0	2	2	0	-	-	-	-	-	1979-80	1980-81
MAXWELL, Bryan	D	WPG	102	8	25	33	268	3	1	0	1	23	1981-82	1983-84
MAY, Brad	LW	PHX	154	24	30	54	234	5	0	0	0	0	2000-01	2002-03
McBAIN, Andrew	RW	WPG	408	101	129	230	421	24	5	7	12	39	1983-84	1988-89
McBAIN, Jamie	D	ARI	3	0	0	0	0	-	-	-	-	-	2016-17	2016-17
McBEAN, Wayne	D	WPG	31	2	9	11	24	-	-	-	-	-	1993-94	1993-94
McCLELLAND, Kevin	RW	WPG	6	0	0	0	19	-	-	-	-	-	1993-94	1993-94
McCRIMMON, Brad	D	PHX	37	1	5	6	18	-	-	-	-	-	1996-97	1996-97
McFALL, Dan	D	WPG	9	0	1	1	0	-	-	-	-	-	1984-85	1985-86
McGINN, Jamie	LW	ARI	72	9	8	17	23	-	-	-	-	-	2016-17	2016-17
McGINN, Tye	LW	ARI	18	1	1	2	10	-	-	-	-	-	2014-15	2014-15
McGRATTAN, Brian	RW	PHX	5	0	0	0	22	-	-	-	-	-	2008-09	2008-09
McKENNA, Mike	G	ARI	1	0	0	0	0	-	-	-	-	-	2014-15	2014-15
McKENZIE, Jim	LW	PHX /WPG	202	12	9	21	548	9	0	0	0	4	1995-96	1997-98
McLLWAIN, Dave	RW	WPG	143	40	38	78	108	7	0	1	1	2	1989-90	1991-92
McMILLAN, Brandon	C	ARI	72	3	6	9	20	-	-	-	-	-	2013-14	2014-15
McREYNOLDS, Brian	C	WPG	9	0	2	2	4	-	-	-	-	-	1989-90	1989-90
McTAVISH, Gord	C	WPG	10	1	3	4	2	-	-	-	-	-	1979-80	1979-80
MELROSE, Barry	D	WPG	92	5	7	12	164	-	-	-	-	-	1979-80	1980-81
MELAMETSA, Anssi	LW	WPG	27	0	3	3	2	-	-	-	-	-	1985-86	1985-86
MERKLEY, Nick	R	ARI	1	0	0	0	2	-	-	-	-	-	2017-18	2017-18
MERMIS, Dakota	D	ARI	9	0	0	0	0	-	-	-	-	-	2017-18	2017-18
MEYER, Freddy	D	PHX	5	0	0	0	0	-	-	-	-	-	2007-08	2007-08
MICHALEK, Zbynek	D	ARI	612	32	108	140	258	7	0	2	2	2	2005-06	2009-10
													2012-13	2014-15
													2015-16	2016-17
MIDDLEBROOK, Lindsay	G	WPG	24	0	0	0	0	-	-	-	-	-	1979-80	1980-81
MIELE, Andy	C	PHX	15	0	2	2	11	-	-	-	-	-	2011-12	2013-14
MIKULCHIK, Oleg	D	WPG	29	0	3	3	29	-	-	-	-	-	1993-94	1994-95
MILLS, Craig	RW	WPG	4	0	2	2	0	1	0	0	0	0	1995-96	1995-96
MIRONOV, Boris	D	WPG	65	7	22	29	96	-	-	-	-	-	1993-94	1993-94

NAME	POS	TEAM	GP	REGULAR SEASON				PIM	GP	PLAYOFFS				FROM	TO
				G	A	PTS	PIM			G	A	PTS	PIM		
MOFFAT, Lyle	LW	WPG	74	10	9	19	38	-	-	-	-	-	1979-80	1979-80	
MONTOYA, Al	G	PHX	5	0	0	0	0	-	-	-	-	-	2008-09	2008-09	
MOORE, John	D	ARI	19	1	4	5	11	-	-	-	-	-	2014-15	2014-15	
MORE, Jayson	D	PHX	64	6	11	17	90	7	0	0	0	7	1996-97	1997-98	
MORRIS, Derek	D	PHX	544	38	114	152	462	23	3	7	10	35	2003-04	2008-09	
													2009-10	2013-14	
MORRISON, Michael	G	PHX	4	0	0	0	0	-	-	-	-	-	2006-07	2006-07	
MOSS, David	RW	ARI	184	17	37	54	63	-	-	-	-	-	2012-13	2014-15	
MUELLER, Peter	C	PHX	207	39	68	107	64	-	-	-	-	-	2007-08	2009-10	
MULHERN, Richard	D	WPG	19	0	4	4	14	-	-	-	-	-	1980-81	1980-81	
MULLEN, Brian	LW	WPG	372	124	172	296	132	26	7	9	16	16	1982-83	1986-87	
MUNI, Craig	D	WPG	25	1	3	4	37	6	0	1	1	2	1995-96	1995-96	
MURLEY, Matt	LW	PHX	3	0	1	1	0	-	-	-	-	-	2007-08	2007-08	
MURPHY, Connor	D	ARI	258	13	36	49	145	-	-	-	-	-	2013-14	2016-17	
MURPHY, Trevor	D	ARI	8	1	2	3	0	-	-	-	-	-	2017-18	2017-18	
MURRAY, Garth	C	PHX	10	0	0	0	12	-	-	-	-	-	2008-09	2008-09	
MURRAY, Rob	C	PHX /WPG	49	2	5	7	34	-	-	-	-	-	1991-92	1998-99	
MURRAY, Troy	C	WPG	103	20	34	54	103	7	0	0	0	2	1991-92	1992-93	
NAGY, Ladislav	LW	PHX	321	92	157	249	312	5	0	0	0	21	2000-01	2006-07	
NASH, Tyson	LW	PHX	119	3	11	14	194	-	-	-	-	-	2003-04	2005-06	
NAZAROV, Andrei	LW	PHX	122	10	5	15	311	3	0	0	0	2	2001-02	2003-04	
NECKAR, Stan	D	PHX	130	4	11	15	109	11	0	1	1	4	1998-99	2000-01	
NEDVED, Petr	C	PHX	25	2	9	11	34	-	-	-	-	-	2005-06	2005-06	
NEUFELD, Ray	RW	WPG	249	61	66	127	388	18	6	3	9	46	1985-86	1988-89	
NIKULIN, Alexander	C	PHX	1	0	0	0	0	-	-	-	-	-	2008-09	2008-09	
NILL, Jim	RW	WPG	141	17	21	38	209	14	0	1	1	39	1984-85	1987-88	
NOKELAINEN, Petteri	C	PHX	22	1	2	3	6	5	0	0	0	2	2009-10	2009-10	
													2011-12	2011-12	
NOLAN, Owen	RW	PHX	76	16	24	40	56	-	-	-	-	-	2006-07	2006-07	
NOONAN, Brian	RW	PHX	7	0	0	0	0	5	0	2	2	4	1998-99	1998-99	
NORWICH, Craig	D	WPG	70	10	35	45	36	-	-	-	-	-	1979-80	1979-80	
NOVOSELTSEV, Ivan	RW	PHX	17	2	0	2	6	-	-	-	-	-	2003-04	2003-04	
NUMMINEN, Teppo	D	PHX /WPG	1098	108	426	534	405	50	8	8	16	20	1988-89	2002-03	
ODELEIN, Lyle	D	PHX	16	1	7	8	19	5	0	0	0	16	1999-00	1999-00	
O'DONNELL, Sean	D	PHX	57	1	7	8	121	-	-	-	-	-	2005-06	2005-06	
OLAUSSON, Fredrik	D	WPG	496	86	249	335	196	35	4	13	17	12	1986-87	1993-94	
OLCZYK, Eddie	C	WPG	214	95	106	201	235	12	3	3	6	10	1990-91	1992-93	
													1994-95	1995-96	
OLIVER, David	RW	PHX	9	1	0	1	2	-	-	-	-	-	1999-00	1999-00	
O'NEILL, Mike	G	WPG	20	0	0	0	0	-	-	-	-	-	1991-92	1993-94	
O'REILLY, Cal	C	PHX	22	2	3	5	2	-	-	-	-	-	2011-12	2011-12	
OSBORNE, Mark	LW	WPG	80	12	20	32	124	-	-	-	-	-	1990-91	1991-92	
OSIECKI, Mark	D	WPG	4	1	0	1	2	-	-	-	-	-	1992-93	1992-93	
O'SULLIVAN, Patrick	C	PHX	23	2	2	4	2	-	-	-	-	-	2011-12	2011-12	
PANIK, Richard	RW	ARI	35	8	11	19	12	-	-	-	-	-	2017-18	2017-18	
PASLAWSKI, Greg	RW	WPG	114	27	40	67	24	7	1	3	4	0	1989-90	1990-91	
PAYNTER, Kent	D	WPG	5	0	0	0	4	-	-	-	-	-	1991-92	1991-92	
PEDERSON, Denis	C	PHX	19	1	1	2	20	5	0	2	2	0	2001-02	2001-02	
PELLERIN, Scott	LW	PHX	23	0	1	1	8	-	-	-	-	-	2002-03	2002-03	
PELLETIER, Jean-Marc	G	PHX	6	0	0	0	0	-	-	-	-	-	2002-03	2003-04	
PENNEY, Steve	G	WPG	15	0	0	0	7	-	-	-	-	-	1986-87	1987-88	
PERLINI, Brendan	LW	ARI	131	31	20	51	48	-	-	-	-	-	2016-17	2017-18	
PERRAULT, Joel	C	PHX	78	12	14	26	68	-	-	-	-	-	2005-06	2009-10	
PERREAULT, Yanic	C	PHX	49	19	14	33	30	-	-	-	-	-	2006-07	2006-07	
PETERS, Justin	G	ARI	3	0	0	0	0	-	-	-	-	-	2016-17	2016-17	
PETIT, Michel	D	PHX	32	4	2	6	77	5	0	0	0	8	1997-98	1998-99	
PICARD, Robert	D	WPG	160	20	43	63	158	11	2	2	4	20	1983-84	1985-86	
PLANTERY, Mark	D	WPG	25	1	5	6	14	-	-	-	-	-	1980-81	1980-81	
PLOTNIKOV, Sergei	LW	ARI	13	0	1	1	4	-	-	-	-	-	2015-16	2015-16	
POESCHEK, Rudy	RW	WPG	5	0	0	0	22	-	-	-	-	-	1990-91	1991-92	
POOLEY, Paul	RW	WPG	15	0	3	3	0	-	-	-	-	-	1984-85	1985-86	
PORTER, Kevin	C	PHX	38	5	5	10	4	-	-	-	-	-	2008-09	2009-10	
POULIOT, Marc-Antoine	C	PHX	13	0	4	4	2	8	1	1	2	2	2011-12	2011-12	
PRUCHA, Petr	RW	PHX	109	15	18	33	33	7	1	2	3	4	2008-09	2010-11	
PRUST, Brandon	RW	PHX	11	0	1	1	29	-	-	-	-	-	2008-09	2008-09	
PULKKINEN, Teemu	LW	ARI	4	1	0	1	4	-	-	-	-	-	2016-17	2016-17	
PYATT, Taylor	LW	PHX	223	39	34	73	89	27	6	3	9	4	2009-10	2011-12	
QUINT, Deron	D	PHX /WPG	271	27	56	83	104	7	0	2	2	0	1995-96	1999-00	
													2002-03	2002-03	
QUINTAL, Stephane	D	WPG	124	14	35	49	197	-	-	-	-	-	1993-94	1994-95	
RAANTA, Antti	G	ARI	47	0	0	0	0	-	-	-	-	-	2017-18	2017-18	
RADIVOJEVIC, Branko	RW	PHX	150	25	31	56	103	1	0	0	0	2	2001-02	2003-04	
RALPH, Brad	LW	PHX	1	0	0	0	0	-	-	-	-	-	2000-01	2000-01	
RANHEIM, Paul	LW	PHX	40	3	4	7	10	-	-	-	-	-	2002-03	2002-03	
REDDICK, Eldon	G	WPG	117	0	1	1	20	3	0	0	0	0	1986-87	1988-89	
REESE, Dylan	D	ARI	1	0	0	0	0	-	-	-	-	-	2014-15	2014-15	

NAME	POS	TEAM	REGULAR SEASON					PLAYOFFS					FROM	TO
			GP	G	A	PTS	PIM	GP	G	A	PTS	PIM		
REICHEL, Robert	C	PHX	13	7	6	13	4	7	1	3	4	2	1998-99	1998-99
REINPRECHT, Steven	C	PHX	231	51	92	143	82	-	-	-	-	-	2005-06	2008-09
REIRDEN, Todd	D	PHX	7	0	2	2	4	-	-	-	-	-	2003-04	2003-04
RENBURG, Mikael	RW	PHX	10	2	4	6	2	5	1	2	3	4	1999-00	1999-00
RHEAUME, Pascal	C	PHX	1	0	0	0	0	-	-	-	-	-	2005-06	2005-06
RIBEIRO, Mike	C	PHX	80	16	31	47	52	-	-	-	-	-	2013-14	2013-14
RICCI, Mike	C	PHX	85	10	7	17	73	-	-	-	-	-	2005-06	2006-07
RICHARDSON, Brad	C	ARI	174	19	36	55	106	-	-	-	-	-	2015-16	2017-18
RIEDER, Tobias	RW	ARI	292	51	60	111	36	-	-	-	-	-	2014-15	2017-18
RILEY, Bill	RW	WPG	14	3	2	5	7	-	-	-	-	-	1979-80	1979-80
RINALDO, Zac	RW	ARI	53	5	2	7	44	-	-	-	-	-	2017-18	2017-18
RIOUX, Gerry	RW	WPG	9	0	0	0	6	-	-	-	-	-	1979-80	1979-80
RIVERS, Jamie	D	PHX	18	0	5	5	26	-	-	-	-	-	2005-06	2005-06
ROCHE, Travis	D	PHX	50	6	13	19	22	-	-	-	-	-	2006-07	2006-07
ROENICK, Jeremy	C	PHX	454	152	227	379	596	18	9	9	18	18	1996-97	2006-07
ROMANIUK, Russ	LW	WPG	85	10	14	24	46	1	0	0	0	0	1991-92	1994-95
RONAN, Ed	RW	WPG	17	0	0	0	16	-	-	-	-	-	1995-96	1995-96
RONNING, Cliff	C	PHX	156	32	81	113	64	13	1	10	11	16	1996-97	1998-99
ROONEY, Steve	LW	WPG	86	9	9	18	274	13	1	0	1	67	1986-87	1987-88
ROUSSEL, Dominic	G	WPG	7	0	0	0	2	-	-	-	-	-	1995-96	1995-96
ROZSIVAL, Michal	D	PHX	87	4	15	19	54	19	0	0	0	4	2010-11	2011-12
RUNDBLAD, David	D	PHX	26	0	5	5	6	-	-	-	-	-	2011-12	2013-14
RUPP, Michael	C	PHX	7	0	1	1	6	-	-	-	-	-	2003-04	2005-06
SAFRONOV, Kirill	D	PHX	1	0	0	0	0	-	-	-	-	-	2001-02	2001-02
SAMUELSSON, Henrik	LW	ARI	3	0	0	0	2	-	-	-	-	-	2014-15	2014-15
SAMUELSSON, Philip	D	ARI	8	0	0	0	2	-	-	-	-	-	2014-15	2015-16
SANDERSON, Geoff	LW	PHX	75	25	21	46	58	-	-	-	-	-	2005-06	2005-06
SAPRYKIN, Oleg	LW	PHX	126	25	34	59	104	-	-	-	-	-	2005-06	2006-07
SAUER, Kurt	D	PHX	69	1	6	7	36	-	-	-	-	-	2008-09	2009-10
SAUVE, Philippe	G	PHX	5	0	0	0	0	-	-	-	-	-	2005-06	2005-06
SAVAGE, Brian	LW	PHX	134	24	29	53	66	5	0	0	0	0	2001-02	2003-04
SAVARD, Serge	D	WPG	123	6	21	27	55	7	0	0	0	4	1981-82	1982-83
SAWYER, Kevin	LW	PHX	3	0	0	0	12	-	-	-	-	-	1999-00	1999-00
SCATCHARD, Dave	C	PHX	93	14	17	31	156	-	-	-	-	-	2005-06	2006-07
SCHENN, Luke	D	ARI	131	2	13	15	120	-	-	-	-	-	2016-17	2017-18
SCHLEMKO, David	D	ARI	207	9	41	50	76	9	1	0	1	4	2008-09	2014-15
SCHOFIELD, Dwight	D	WPG	18	0	0	0	33	-	-	-	-	-	1987-88	1987-88
SCHNEIDER, Mathieu	D	PHX	8	0	4	4	4	3	1	0	1	0	2009-10	2009-10
SCOTT, John	LW	ARI	11	0	1	1	25	-	-	-	-	-	2015-16	2015-16
SEKAC, Jiri	LW	ARI	11	0	2	2	10	-	-	-	-	-	2015-16	2015-16
SELANNE, Teemu	RW	WPG	231	147	159	306	87	6	4	2	6	2	1992-93	1995-96
SELLECK, Eric	LW	ARI	1	0	0	0	5	-	-	-	-	-	2015-16	2015-16
SEIDENBERG, Dennis	D	PHX	66	2	11	13	30	-	-	-	-	-	2005-06	2006-07
SEPPA, Jyrki	D	WPG	13	0	2	2	6	-	-	-	-	-	1983-84	1983-84
SHANNON, Darrin	LW	PHX /WPG	451	77	149	226	328	31	6	7	13	30	1991-92	1997-98
SHANNON, Darryl	D	WPG	108	7	20	27	138	-	-	-	-	-	1993-94	1995-96
SHINNIMIN, Brendan	C	ARI	12	0	1	1	8	-	-	-	-	-	2014-15	2014-15
SHTALENKOV, Mikhail	G	PHX	19	0	3	3	2	-	-	-	-	-	1998-99	1999-00
SILK, Dave	RW	WPG	32	2	4	6	63	1	0	0	0	2	1985-86	1985-86
SILLINGER, Mike	C	PHX	60	8	6	14	54	-	-	-	-	-	2003-04	2003-04
SIMON, Jason	LW	PHX	1	0	0	0	0	-	-	-	-	-	1996-97	1996-97
SIMPSON, Todd	D	PHX	146	4	21	25	299	5	0	2	2	6	2000-01	2002-03
SJOBERG, Lars Erik	D	WPG	79	7	27	34	48	-	-	-	-	-	1979-80	1979-80
SJOSTROM, Fredrik	RW	PHX	261	32	41	63	126	-	-	-	-	-	2003-04	2007-08
SKRIKO, Petri	LW	WPG	15	2	3	5	4	-	-	-	-	-	1991-92	1991-92
SLANEY, John	D	PHX	55	3	14	17	24	-	-	-	-	-	1997-98	1997-98
SMAIL, Doug	LW	WPG	691	189	208	397	466	41	9	2	11	49	1980-81	1990-91
SMITH, Gary	G	WPG	20	0	0	0	25	-	-	-	-	-	1979-80	1979-80
SMITH, Gord	D	WPG	13	0	0	0	8	-	-	-	-	-	1979-80	1979-80
SMITH, Mike	G	ARI	312	1	7	8	56	16	0	1	1	14	2011-12	2016-17
SMITH, Wyatt	C	PHX	54	3	7	10	13	-	-	-	-	-	1999-00	2001-02
SOETAERT, Doug	G	WPG	130	0	6	6	38	4	0	0	0	0	1981-82	1983-84
SPILLER, Matthew	D	PHX	59	0	1	1	67	-	-	-	-	-	2003-04	2005-06
SPRING, Don	D	WPG	259	1	54	55	80	6	0	0	0	10	1980-81	1983-84
STAFFORD, Garrett	D	PHX	2	0	0	0	0	-	-	-	-	-	2010-11	2010-11
STAMLER, Lorne	LW	WPG	62	8	7	15	12	-	-	-	-	-	1979-80	1979-80
STANIOWSKI, Ed	G	WPG	62	0	6	6	4	2	0	0	0	0	1981-82	1982-83
STAPLETON, Mike	C	PHX /WPG	253	28	39	67	143	26	1	0	1	37	1995-96	1998-99
STEEN, Anders	C	WPG	42	5	11	16	22	-	-	-	-	-	1980-81	1980-81
STEEN, Thomas	C	WPG	950	264	553	817	753	56	12	32	44	62	1981-82	1994-95
STEMPNIAK, Lee	RW	PHX	100	33	23	56	27	11	0	2	2	0	2009-10	2010-11
STEPAN, Derek	C	ARI	82	14	42	56	26	-	-	-	-	-	2017-18	2017-18
STEWART, Ryan	RW	WPG	3	1	0	1	0	-	-	-	-	-	1985-86	1985-86
STONE, Michael	D	ARI	324	24	72	96	190	2	0	0	0	0	2011-12	2016-17
STROME, Dylan	C	ARI	28	4	6	10	8	-	-	-	-	-	2016-17	2017-18
STUTZEL, Mike	LW	PHX	9	0	0	0	0	-	-	-	-	-	2003-04	2003-04

NAME	POS	TEAM	REGULAR SEASON					PLAYOFFS					FROM	TO
			GP	G	A	PTS	PIM	GP	G	A	PTS	PIM		
SUCHY, Radoslav	D	PHX	372	12	51	63	74	10	1	1	2	0	1999-00	2003-04
SULLIVAN, Mike	C	PHX	256	13	20	33	66	10	0	1	1	2	1998-99	2001-02
SULLIVAN, Peter	C	WPG	126	28	54	82	40	-	-	-	-	-	1979-80	1980-81
SULLIVAN, Steve	LW	PHX	33	5	7	12	20	-	-	-	-	-	2012-13	2012-13
SUMMERS, Chris	D	ARI	64	2	7	9	47	-	-	-	-	-	2010-11	2014-15
SYKES, Phil	LW	WPG	170	25	18	43	157	11	0	1	1	9	1989-90	1991-92
SZWARZ, Jordan	RW	ARI	35	4	0	4	21	-	-	-	-	-	2013-14	2014-15
TABARACCI, Rick	G	WPG	61	0	2	2	22	7	0	0	0	0	1990-91	1992-93
TAFTE, Jeff	C	PHX	98	15	13	28	26	-	-	-	-	-	2002-03	2006-07
TAGLIANETTI, Peter	D	WPG	207	10	37	47	604	14	1	1	2	20	1984-85	1989-90
TANABE, David	D	PHX	66	5	11	16	30	-	-	-	-	-	2003-04	2005-06
TANGUAY, Alex	C	ARI	18	4	9	13	8	-	-	-	-	-	2015-16	2015-16
TELLQVIST, Mikael	G	PHX	67	0	2	2	2	-	-	-	-	-	2006-07	2008-09
THOMAS, Bill	RW	PHX	40	9	8	17	10	-	-	-	-	-	2005-06	2007-08
THOMAS, Christian	LW	ARI	1	0	0	0	0	-	-	-	-	-	2015-16	2015-16
THOMPSON, Brent	D	PHX/WPG	40	0	1	1	106	-	-	-	-	-	1994-95	1996-97
TIKHONOV, Viktor	LW	ARI	100	11	11	22	34	-	-	-	-	-	2008-09	2008-09
													2015-16	2015-16
TILEY, Brad	D	PHX	9	0	0	0	0	1	0	0	0	0	1997-98	1998-99
TINORDI, Jarred	D	ARI	7	0	0	0	12	-	-	-	-	-	2015-16	2015-16
TJARNQVIST, Mathias	LW	PHX	104	9	11	20	36	-	-	-	-	-	2006-07	2007-08
TKACHUK, Keith	LW	PHX/WPG	640	323	300	623	1508	44	19	9	28	100	1991-92	2000-01
TOCCHET, Rick	RW	PHX	213	64	66	130	371	13	6	5	11	33	1997-98	1999-00
TOMALTY, Glenn	LW	WPG	1	0	0	0	0	-	-	-	-	-	1979-80	1979-80
TOMLINSON, Dave	C	WPG	31	1	3	4	24	-	-	-	-	-	1993-94	1993-94
TORDJMAN, Josh	G	PHX	2	0	0	0	0	-	-	-	-	-	2008-09	2008-09
TORRES, Raffi	LW	PHX	107	20	18	38	96	3	1	1	2	2	2011-12	2012-13
TRIMPER, Tim	LW	WPG	140	23	23	46	138	1	0	0	0	0	1980-81	1983-84
TRUDEL, Jean-Guy	LW	PHX	4	0	0	0	2	-	-	-	-	-	1999-00	2001-02
TURCOTTE, Alfie	C	WPG	17	1	3	4	2	-	-	-	-	-	1987-88	1988-89
TURCOTTE, Darren	C	WPG	59	16	16	32	26	-	-	-	-	-	1995-96	1995-96
TURRIS, Kyle	C	PHX	137	19	27	46	43	4	1	2	3	2	2007-08	2011-12
TURNBULL, Perry	C	WPG	172	43	57	100	357	12	0	2	2	47	1984-85	1986-87
TVERDOVSKY, Oleg	D	PHX/WPG	241	24	83	107	80	25	0	11	11	6	1995-96	1998-99
ULANOV, Igor	D	WPG	176	5	43	48	385	11	0	0	0	43	1991-92	1994-95
UPSHALL, Scottie	LW	PHX	129	42	30	72	118	-	-	-	-	-	2008-09	2010-11
VAANANEN, Ossi	D	PHX	291	10	35	45	333	5	0	0	0	6	2000-01	2003-04
VANDERMEER, Jim	D	PHX	62	4	8	12	60	0	0	0	0	0	2009-10	2009-10
VANDERMEER, Pete	LW	PHX	2	0	0	0	0	-	-	-	-	-	2007-08	2007-08
VASILYEV, Andrei	LW	PHX	1	0	0	0	0	-	-	-	-	-	1998-99	1998-99
VEISOR, Mike	G	WPG	8	0	0	0	0	1	0	0	0	0	1983-84	1983-84
VERMETTE, Antoine	C	ARI	291	70	79	149	223	16	5	5	10	24	2011-12	2014-15
													2015-16	2015-16
VISENTIN, Mark	G	PHX	1	0	0	0	0	-	-	-	-	-	2013-14	2013-14
VISHEAU, Mark	D	WPG	1	0	0	0	0	-	-	-	-	-	1993-94	1993-94
VITOLINSH, Harijs	C	WPG	8	0	0	0	4	-	-	-	-	-	1993-94	1993-94
VITALE, Joe	C	ARI	71	3	6	9	41	-	-	-	-	-	2014-15	2015-16
VRBATA, Radim	RW	ARI	509	157	186	343	134	27	6	8	14	12	2007-08	2007-08
													2009-10	2013-14
													2016-17	2016-17
WAITE, Jimmy	G	PHX	33	0	0	0	4	4	0	0	0	0	1997-98	1998-99
WAKALUK, Darcy	G	PHX	16	0	1	1	4	-	-	-	-	-	1996-97	1996-97
WARRINER, Todd	LW	PHX	18	0	3	3	8	-	-	-	-	-	2001-02	2001-02
WATKINS, Matt	RW	PHX	1	0	0	0	0	-	-	-	-	-	2011-12	2011-12
WATTERS, Tim	D	WPG	438	21	101	122	760	28	1	2	3	49	1981-82	1987-88
WEDGEWOOD, Scott	G	ARI	20	0	0	0	2	-	-	-	-	-	2017-18	2017-18
WELLER, Craig	RW	PHX	59	3	8	11	80	-	-	-	-	-	2007-08	2007-08
WESTRUM, Erik	C	PHX	15	1	1	2	20	-	-	-	-	-	2003-04	2003-04
WHEELDON, Simon	C	WPG	4	0	0	0	4	-	-	-	-	-	1990-91	1990-91
WHELTON, Bill	D	WPG	2	0	0	0	0	-	-	-	-	-	1980-81	1980-81
WHITE, Ryan	RW	ARI	46	7	6	13	70	-	-	-	-	-	2016-17	2016-17
WHITNEY, Ray	LW	PHX	157	41	93	134	52	20	3	7	10	12	2010-11	2011-12
WILKINSON, Neil	D	WPG	61	2	8	10	108	-	-	-	-	-	1994-95	1995-96
WILSON, Landon	RW	PHX	183	32	36	68	180	4	0	0	0	12	2000-01	2003-04
WILSON, Ron	C	WPG	536	75	134	209	236	23	7	6	13	6	1979-80	1987-88
WINNIK, Daniel	LW	PHX	202	18	34	52	100	7	0	0	0	0	2007-08	2009-10
WOLSKI, Wojtek	LW	PHX	54	12	22	34	16	7	4	1	5	0	2009-10	2010-11
YANDLE, Keith	D	ARI	558	65	246	311	372	27	3	16	19	14	2006-07	2014-15
YIP, Brandon	RW	PHX	2	0	0	0	0	-	-	-	-	-	2013-14	2013-14
YLONEN, Juha	C	PHX	261	22	65	87	80	3	0	2	2	2	1996-97	2000-01
YONKMAN, Nolan	D	PHX	16	0	1	1	39	-	-	-	-	-	2010-11	2010-11
YORK, Mike	LW	PHX	63	6	8	14	4	-	-	-	-	-	2007-08	2007-08
YOUNG, Tim	RW	WPG	44	15	19	34	25	1	0	1	1	0	1983-84	1983-84
YSEBAERT, Paul	C	WPG	60	9	18	27	18	-	-	-	-	-	1993-94	1993-94
ZHAMNOV, Alexei	C	WPG	235	103	164	267	205	12	2	3	5	10	1992-93	1995-96
ZIGOMANIS, Mike	C	PHX	108	16	10	26	52	-	-	-	-	-	2006-07	2007-08

GOALTENDER	TEAM	GP	MIN	GA	S	GAA	SV%	W-L-T-OT	FROM	TO
AEBISCHER, David	PHX	1	60	3	0	3.00	.909	0-1-0	2007-08	2007-08
AULD, Alex	PHX	9	508	30	1	3.54	.880	3-6-0	2007-08	2007-08
BEAUREGARD, Stephane	WPG	74	3600	209	2	3.48	.885	16-30-11	1989-90	1991-92
									1993-94	1993-94
BEHREND, Marc	WPG	38	1946	160	1	4.93	.844	12-19-2	1983-84	1985-86
BERTHIAUME, Daniel	WPG	120	6598	399	5*	3.63	.876	50-45-13	1986-87	1989-90
BIERK, Zac	PHX	20	1074	44	1	2.46	.924	4-10-3	2002-03	2003-04
BOUCHARD, Dan	WPG	32	1696	107	2	3.79	.865	11-14-2	1985-86	1985-86
BOUCHER, Brian	PHX	96	5420	269	5	2.98	.898	28-45-18-0	2002-03	2005-06
BRYZGALOV, Ilya	PHX	257	15070	639	21	2.53	.919	130-93-27	2007-08	2010-11
BURKE, Sean	PHX	211	12348	491	15	2.39	.919	97-78-29	1999-00	2003-04
CHEVELDAE, Tim	WPG	74	4054	260	1	3.85	.884	21-42-7	1993-94	1995-96
CHEVRIER, Alain	WPG	22	1092	78	1	4.29	.859	8-8-2	1988-89	1988-89
CLIMIE, Matt	PHX	1	32	1	0	1.88	.938	0-0-0	2010-11	2010-11
DesROCHERS, Patrick	PHX	9	418	26	0	3.73	.861	1-5-1	2001-02	2002-03
DION, Michel	WPG	14	757	61	0	4.83	.864	3-6-3	1980-81	1980-81
DOMINGUE, Louis	ARI	84	4501	225	2	3.00	.906	27-41-7	2014-15	2017-18
DRAPER, Tom	WPG	9	513	41	0	4.80	.824	3-5-0	1988-89	1989-90
									1995-96	1995-96
DUBNYK, Devan	ARI	19	1034	47	1	2.72	.916	9-5-2	2014-15	2014-15
DUFFUS, Parris	PHX	1	29	1	0	2.07	.875	0-0-0	1996-97	1996-97
ESCHE, Robert	PHX	58	3033	150	3	2.97	.897	18-24-6	1998-99	2001-02
ESSENSA, Bob	PHX /WPG	311	17244	955	15	3.32	.894	129-124-35	1988-89	1993-94
									1999-00	1999-00
GREISS, Thomas	PHX	25	1312	50	2	2.29	.920	10-8-5	2013-14	2013-14
HAMEL, Pierre	WPG	64	3570	258	0	4.34	.869	12-39-7	1979-80	1980-81
HAYWARD, Brian	WPG	165	9172	654	1	4.28	.865	63-75-17	1982-83	1985-86
HILL, Adin	ARI	4	240	14	0	3.49	.891	1-3-0	2017-18	2017-18
HOLDEN, Mark	WPG	4	213	15	0	4.23	.856	2-0-0	1984-85	1984-85
HRIVNAK, Jim	WPG	3	180	13	0	4.33	.865	2-1-0	1992-93	1992-93
JABLONSKI, Pat	PHX	2	59	2	0	2.03	.917	0-1-0	1996-97	1996-97
JOHNSON, Chad	PHX	4	247	5	1	1.21	.954	2-0-2	2012-13	2012-13
JOHNSON, Brent	PHX	8	486	21	0	2.59	.914	1-6-1	2003-04	2003-04
JOSEPH, Curtis	PHX	115	6417	325	8	3.04	.898	50-52-5	2005-06	2006-07
KHABIBULIN, Nikolai	PHX /WPG	284	16030	735	21	2.75	.908	126-113-30	1994-95	1998-99
KUEMPER, Darcy	ARI	10	596	32	0	3.21	.899	2-6-2	2017-18	2017-18
LABARBERA, Jason	PHX	68	3552	156	2	2.64	.918	22-26-9	2009-10	2012-13
LANGHAMER, Marek	ARI	2	45	1	0	1.35	.944	0-0-0	2016-17	2017-18
LANGKOW, Scott	PHX /WPG	5	178	13	0	4.38	.835	0-1-1	1995-96	1998-99
LeNEVEU, David	PHX	21	1047	59	0	3.38	.894	5-9-0	2005-06	2006-07
LINDBACK, Anders	ARI	19	906	47	0	3.11	.894	5-7-1	2015-16	2015-16
LOUSTEL, Ron	WPG	1	60	10	0	10.00	.804	0-1-0	1980-81	1980-81
MATTSSON, Markus	WPG	52	2907	193	3	3.98	.875	8-32-4	1979-80	1980-81
McELHINNEY, Curtis	PHX	1	72	2	0	1.67	.944	1-0-0	2011-12	2011-12
MCKENNA, Mike	ARI	1	60	5	0	5.00	.853	0-1-0	2014-15	2014-15
MIDDLEBROOK, Lindsay	WPG	24	1233	105	0	5.11	.856	2-17-3	1979-80	1980-81
MONTOYA, AI	PHX	5	259	9	1	2.08	.925	3-1-0	2008-09	2008-09
MORRISON, Mike	PHX	4	127	13	0	6.14	.790	0-3-0	2006-07	2006-07
O'NEILL, Michael	WPG	20	824	58	0	4.22	.863	0-9-2	1991-92	1993-94
PELLETIER, Jean-Marc	PHX	6	294	18	0	3.67	.864	1-3-0	2002-03	2003-04
PENNEY, Steve	WPG	15	712	55	0	4.63	.828	3-8-2	1986-87	1987-88
PETERS, Justin	ARI	3	133	7	0	3.16	.900	0-1-0	2016-17	2016-17
RAANTA, Antti	ARI	47	2599	97	3	2.24	.930	21-17-6	2017-18	2017-18
REDDICK, Eldon	WPG	117	6358	395	1*	3.73	.873	41-51-14	1986-87	1988-89
ROUSSEL, Dominic	WPG	7	285	16	0	3.37	.881	2-2-0	1995-96	1995-96
SAUVE, Philippe	PHX	5	187	17	0	5.45	.867	0-4-0-0	2005-06	2005-06
SHTALENKOV, Mikhail	PHX	19	1147	45	2	2.35	.905	8-8-3	1998-99	1999-00
SMITH, Gary	WPG	20	1073	73	0	4.08	.873	4-11-4	1979-80	1979-80
SMITH, Mike	ARI	312	17980	807	22	2.69	.916	128-132-41	2011-12	2016-17
SOETAERT, Doug	WPG	130	7226	511	2	4.24	.869	50-48-21	1981-82	1983-84
STANIOWSKI, Ed	WPG	63	3510	247	2	4.22	.866	24-27-6	1981-82	1983-84
TABARACCI, Rick	WPG	61	3018	193	1	3.84	.874	15-26-7	1990-91	1992-93
TELLQVIST, Mikael	PHX	67	3613	184	4	3.06	.897	27-24-6	2006-07	2008-09
TORDJMAN, Josh	PHX	2	118	8	0	4.07	.871	0-2-0	2008-09	2008-09
TREUTLE, Niklas	ARI	2	49	5	0	6.00	.750	0-1-0	2015-16	2015-16
VEISOR, Mike	WPG	8	420	26	0	3.71	.849	4-1-2	1983-84	1983-84
VISENTIN, Mark	PHX	1	58	3	0	3.05	.906	0-1-0	2013-14	2013-14
WAITE, Jimmy	PHX	33	1691	69	2	2.45	.903	11-11-5	1997-98	1998-99
WAKALUK, Darcy	PHX	16	782	39	1	2.99	.899	8-3-1	1996-97	1996-97
WEDGEWOOD, Scott	ARI	20	1096	63	1	3.45	.893	5-9-4	2017-18	2017-18

*Daniel Berthiaume and Eldon Reddick shared one shutout during the 1986-87 season

NOTE: Starting in 2005-06, goaltenders can no longer earn ties but losses in overtime or a shootout count in the OT column.

20-49-11 (51 points), 5th Smythe Division

PLAYER	GP	G	A	PTS	PIM	PLAYER	GP	G	A	PTS	PIM
Morris Lukowich	78	35	39	74	77	Hilliard Graves	35	1	5	6	15
Peter Sullivan	79	24	35	59	20	Bill Riley	14	3	2	5	7
Ron Wilson	79	21	36	57	28	Gord McTavish	10	1	3	4	2
Willy Lindstrom	79	23	26	49	20	Dave Hoyda	15	1	1	2	35
Craig Norwich	70	10	35	45	36	John Bethel	17	0	2	2	4
Peter Marsh	57	18	20	38	59	Pierre Hamel	35	0	2	2	10
Lars Erik Sjoberg	79	7	27	34	48	Pat Daley	5	1	0	1	4
Jude Drouin	78	8	16	24	50	Bob Guindon	6	0	1	1	0
Scott Campbell	63	3	17	20	136	Bill Lesuk	49	0	1	1	43
Lyle Moffat	74	10	9	19	38	Glenn Tomalty	1	0	0	0	0
Dave Christian	15	8	10	18	2	Larry Hopkins	5	0	0	0	0
John Markell	38	10	7	17	21	Don MacIver	6	0	0	0	2
Lorne Stamler	62	8	7	15	12	Gerry Rioux	9	0	0	0	6
Al Cameron	63	3	11	14	72	Lindsay Middlebrook	10	0	0	0	0
Ross Cory	46	2	9	11	32	Gord Smith	13	0	0	0	8
*Kris Manery	16	6	4	10	6	Wayne Dillon	13	0	0	0	2
#Bobby Hull	18	4	6	10	0	Mike Amodeo	19	0	0	0	2
Barry Melrose	74	4	6	10	124	Gary Smith	20	0	0	0	25
Jimmy Mann	72	3	5	8	287	Markus Mattsson	21	0	0	0	2

GOALTENDER	GP	MIN	GAA	W-L-T	SO	GA	SA	SV%
Markus Mattsson	21	1200	3.25	5-11-4	2	65	579	.888
Pierre Hamel	35	1947	4.01	9-19-3	0	130	1052	.876
Gary Smith	20	1073	4.08	4-11-4	0	73	574	.873
Lindsay Middlebrook	10	580	4.14	2-8-0	0	40	325	.877

* - Acquired during season # - Relocated during season

#	DATE	H/R	OPPONENT	SCORE	RES	RECORD	PTS	#	DATE	H/R	OPPONENT	SCORE	RES	RECORD	PTS
1	OCT. 10	@	Pittsburgh	4-2	L	0-1-0	0	41	JAN. 8	@	Atlanta	2-0	L	12-24-5	29
2	OCT. 11	@	Boston	4-0	L	0-2-0	0	42	JAN. 10	@	Philadelphia	5-4	L	12-25-5	29
3	OCT. 14		COLORADO	4-2	W	1-2-0	2	43	JAN. 12		NY RANGERS	3-0	L	12-26-5	29
4	OCT. 17		DETROIT	5-1	L	1-3-0	2	44	JAN. 13		LOS ANGELES	5-3	W	13-26-5	31
5	OCT. 19		MINNESOTA	3-2	W	2-3-0	4	45	JAN. 15	@	NY Islanders	5-2	L	13-27-5	31
6	OCT. 20	@	Colorado	4-1	L	2-4-0	4	46	JAN. 16	@	NY Rangers	4-1	L	13-28-5	31
7	OCT. 24	@	Chicago	4-0	L	2-5-0	4	47	JAN. 18		DETROIT	5-0	L	13-29-5	31
8	OCT. 26		BOSTON	3-2	W	3-5-0	6	48	JAN. 21	@	Hartford	7-2	L	13-30-5	31
9	OCT. 28		ST. LOUIS	2-2	T	3-5-1	7	49	JAN. 22	@	Washington	5-4	L	13-31-5	31
10	OCT. 31	@	Quebec	5-2	W	4-5-1	9	50	JAN. 25		PHILADELPHIA	5-4	L	13-32-5	31
11	NOV. 2		WASHINGTON	1-1	T	4-5-2	10	51	JAN. 27		ST. LOUIS	6-6	T	13-32-6	32
12	NOV. 4		NY ISLANDERS	4-4	T	4-5-3	11	52	JAN. 29	@	Los Angeles	7-3	W	14-32-6	34
13	NOV. 6	@	Atlanta	8-0	L	4-6-3	11	53	FEB. 1	@	Edmonton	9-2	L	14-33-6	34
14	NOV. 7	@	Washington	6-3	L	4-7-3	11	54	FEB. 2	@	Colorado	2-2	T	14-33-7	35
15	NOV. 10		TORONTO	8-4	L	4-8-3	11	55	FEB. 8		WASHINGTON	6-3	L	14-34-7	35
16	NOV. 14		HARTFORD	3-2	W	5-8-3	13	56	FEB. 10		EDMONTON	2-2	T	14-34-8	36
17	NOV. 16		QUEBEC	3-2	L	5-9-3	13	57	FEB. 12	@	NY Islanders	0-0	T	14-34-9	37
18	NOV. 18		PITTSBURGH	3-2	L	5-10-3	13	58	FEB. 14	@	Philadelphia	5-1	L	14-35-9	37
19	NOV. 21	@	NY Rangers	6-4	W	6-10-3	15	59	FEB. 15	@	Hartford	5-4	L	14-36-9	37
20	NOV. 22	@	Montreal	7-0	L	6-11-3	15	60	FEB. 17		QUEBEC	6-5	W	15-36-9	39
21	NOV. 24		VANCOUVER	5-3	W	7-11-3	17	61	FEB. 20	@	Buffalo	4-3	L	15-37-9	39
22	NOV. 27	@	Los Angeles	5-3	L	7-12-3	17	62	FEB. 21	@	Montreal	3-0	L	15-38-9	39
23	NOV. 28	@	Vancouver	4-2	L	7-13-3	17	63	FEB. 23		TORONTO	9-3	L	15-39-9	39
24	DEC. 1	@	Minnesota	4-4	T	7-13-4	18	64	FEB. 27	@	Pittsburgh	3-2	L	15-40-9	39
25	DEC. 2		NY ISLANDERS	4-0	L	7-14-4	18	65	FEB. 29		VANCOUVER	3-3	T	15-40-10	40
26	DEC. 4	@	St. Louis	4-2	W	8-14-4	20	66	MAR. 2		CHICAGO	3-2	L	15-41-10	40
27	DEC. 5	@	Detroit	6-4	L	8-15-4	20	67	MAR. 4	@	Vancouver	2-1	L	15-42-10	40
28	DEC. 7		EDMONTON	8-3	W	9-15-4	22	68	MAR. 9		ATLANTA	5-2	L	15-43-10	40
29	DEC. 9		ATLANTA	5-4	L	9-16-4	22	69	MAR. 12		BUFFALO	3-3	T	15-43-11	41
30	DEC. 12	@	Quebec	5-0	L	9-17-4	22	70	MAR. 14		MONTREAL	4-3	L	15-44-11	41
31	DEC. 15		MONTREAL	6-2	W	10-17-4	24	71	MAR. 16	@	Detroit	6-2	W	16-44-11	43
32	DEC. 16	@	Edmonton	4-3	W	11-17-4	26	72	MAR. 19	@	Toronto	9-1	L	16-45-11	43
33	DEC. 19		BUFFALO	3-2	L	11-18-4	26	73	MAR. 21		NY RANGERS	4-2	W	17-45-11	45
34	DEC. 21		CHICAGO	4-1	W	12-18-4	28	74	MAR. 23		PITTSBURGH	4-2	L	17-46-11	45
35	DEC. 26	@	Minnesota	6-0	L	12-19-4	28	75	MAR. 26		HARTFORD	7-0	W	18-46-11	47
36	DEC. 28		PHILADELPHIA	5-3	L	12-20-4	28	76	MAR. 28		MINNESOTA	2-1	L	18-47-11	47
37	DEC. 29	@	Toronto	6-1	L	12-21-4	28	77	MAR. 30	@	Boston	3-1	L	18-48-11	47
38	DEC. 31	@	Buffalo	6-2	L	12-22-4	28	78	APR. 2	@	Chicago	5-2	W	19-48-11	49
39	JAN. 4		BOSTON	2-1	L	12-23-4	28	79	APR. 5	@	St. Louis	6-0	L	19-49-11	49
40	JAN. 6		LOS ANGELES	4-4	T	12-23-5	29	80	APR. 6		COLORADO	3-2	W	20-49-11	51

9-57-14 (32 points), 6th Smythe Division

PLAYER	GP	G	A	PTS	PIM	PLAYER	GP	G	A	PTS	PIM
Dave Christian	80	28	43	71	22	Barry Legge	38	0	6	6	69
Morris Lukowich	80	33	34	67	90	Scott Campbell	14	1	4	5	55
Norm Dupont	80	27	26	53	8	#Tom Bladon	9	0	5	5	10
Ron Wilson	77	18	33	51	55	John Markell	14	1	3	4	15
Daniel Geoffrion	78	20	26	46	82	Rick Mulhern	19	0	4	4	14
Dave Babych	69	6	38	44	90	Murray Eaves	12	1	2	3	5
Willy Lindstrom	72	22	13	35	45	Al Cameron	29	1	2	3	21
Tim Trimper	56	15	14	29	28	#Barry Melrose	18	1	1	2	40
Rick Bowness	45	8	17	25	45	Sandy Beadle	6	1	0	1	2
Moe Mantha	58	2	23	25	35	Dave Hoyda	9	1	0	1	7
*Doug Lecuyer	45	6	17	23	66	Ross Cory	5	0	1	1	9
Barry Long	65	6	17	23	42	Pierre Hamel	29	0	1	1	4
Peter Sullivan	47	4	19	23	20	Markus Mattsson	31	0	1	1	2
Kris Manery	47	13	9	22	24	Dave Chartier	1	0	0	0	0
Don Spring	80	1	18	19	18	Ron Loustel	1	0	0	0	0
Doug Smail	30	10	8	18	45	Bill Whelton	2	0	0	0	0
Anders Steen	42	5	11	16	22	Jude Drouin	7	0	0	0	4
#Peter Marsh	24	6	7	13	9	Pat Daley	7	0	0	0	9
*Rick Dudley	30	5	5	10	28	*Michel Dion	14	0	0	0	2
Jimmy Mann	37	3	3	6	105	Lindsay Middlebrook	14	0	0	0	0
Mark Plantery	25	1	5	6	14						
GOALTENDER	GP	MIN	GAA	W-L-T	SO	GA	SA	SV%			
Markus Mattsson	31	1707	4.50	3-21-4	1	128	965	.867			
Pierre Hamel	29	1623	4.73	3-20-4	0	128	925	.862			
*Michel Dion	14	757	4.83	3-6-3	0	61	447	.864			
Lindsay Middlebrook	14	653	5.97	0-9-3	0	65	405	.840			
Ron Loustel	1	60	10.00	0-1-0	0	10	51	.804			

* - Acquired during season # - Relocated during season

#	DATE	H/R	OPPONENT	SCORE	RES	RECORD	PTS	#	DATE	H/R	OPPONENT	SCORE	RES	RECORD	PTS
1	OCT. 10	@	Washington	4-1	L	0-1-0	0	41	JAN. 9		VANCOUVER	4-4	T	4-29-8	16
2	OCT. 11	@	Pittsburgh	5-4	L	0-2-0	0	42	JAN. 10		HARTFORD	5-3	L	4-30-8	16
3	OCT. 17		CHICAGO	6-2	W	1-2-0	2	43	JAN. 13	@	Quebec	3-3	T	4-30-9	17
4	OCT. 19		QUEBEC	4-4	T	1-2-1	3	44	JAN. 15	@	Montreal	7-3	L	4-31-9	17
5	OCT. 22	@	Buffalo	7-4	L	1-3-1	3	45	JAN. 17	@	Calgary	4-2	L	4-32-9	17
6	OCT. 25	@	Minnesota	4-1	L	1-4-1	3	46	JAN. 18		TORONTO	5-4	L	4-33-9	17
7	OCT. 26		BOSTON	7-7	T	1-4-2	4	47	JAN. 21		NY RANGERS	5-1	W	5-33-9	19
8	OCT. 29	@	Chicago	8-4	L	1-5-2	4	48	JAN. 23	@	Colorado	2-2	T	5-33-10	20
9	OCT. 31		PITTSBURGH	6-5	L	1-6-2	4	49	JAN. 27	@	Washington	4-3	L	5-34-10	20
10	NOV. 2		WASHINGTON	4-4	T	1-6-3	5	50	JAN. 29	@	Boston	7-6	L	5-35-10	20
11	NOV. 5		CALGARY	5-5	T	1-6-4	6	51	JAN. 31	@	Toronto	2-0	W	6-35-10	22
12	NOV. 7		EDMONTON	4-2	L	1-7-4	6	52	FEB. 1	@	Buffalo	4-0	L	6-36-10	22
13	NOV. 9		TORONTO	7-4	L	1-8-4	6	53	FEB. 4		PITTSBURGH	3-2	L	6-37-10	22
14	NOV. 12	@	Quebec	5-1	L	1-9-4	6	54	FEB. 6	@	Edmonton	10-4	L	6-38-10	22
15	NOV. 13	@	Boston	5-5	T	1-9-5	7	55	FEB. 8	@	Chicago	9-1	L	6-39-10	22
16	NOV. 16		MONTREAL	5-1	L	1-10-5	7	56	FEB. 12	@	NY Rangers	8-6	L	6-40-10	22
17	NOV. 18	@	Vancouver	6-1	L	1-11-5	7	57	FEB. 15		QUEBEC	4-3	W	7-40-10	24
18	NOV. 19	@	Los Angeles	7-2	L	1-12-5	7	58	FEB. 17	@	Detroit	6-4	L	7-41-10	24
19	NOV. 21		BUFFALO	4-2	L	1-13-5	7	59	FEB. 18	@	Hartford	3-3	T	7-41-11	25
20	NOV. 23	@	Philadelphia	3-1	L	1-14-5	7	60	FEB. 20		MINNESOTA	5-3	L	7-42-11	25
21	NOV. 24	@	NY Islanders	4-4	T	1-14-6	8	61	FEB. 21		EDMONTON	5-1	L	7-43-11	25
22	NOV. 26	@	Hartford	8-4	L	1-15-6	8	62	FEB. 25	@	Pittsburgh	4-3	L	7-44-11	25
23	NOV. 28		ST. LOUIS	1-1	T	1-15-7	9	63	FEB. 27		PHILADELPHIA	6-3	L	7-45-11	25
24	NOV. 30		CALGARY	4-1	L	1-16-7	9	64	MAR. 1		DETROIT	4-4	T	7-45-12	26
25	DEC. 3		NY RANGERS	4-3	L	1-17-7	9	65	MAR. 4	@	Montreal	9-3	L	7-46-12	26
26	DEC. 4	@	Calgary	3-1	L	1-18-7	9	66	MAR. 5	@	Philadelphia	10-1	L	7-47-12	26
27	DEC. 6	@	St. Louis	5-2	L	1-19-7	9	67	MAR. 7		MONTREAL	4-2	W	8-47-12	28
28	DEC. 10		HARTFORD	8-5	L	1-20-7	9	68	MAR. 8		LOS ANGELES	4-1	L	8-48-12	28
29	DEC. 13	@	Minnesota	4-3	L	1-21-7	9	69	MAR. 11		NY ISLANDERS	6-3	L	8-49-12	28
30	DEC. 14		NY ISLANDERS	5-4	L	1-22-7	9	70	MAR. 13		BUFFALO	5-2	L	8-50-12	28
31	DEC. 16	@	NY Islanders	6-2	L	1-23-7	9	71	MAR. 15		CHICAGO	8-2	L	8-51-12	28
32	DEC. 17	@	NY Rangers	8-2	L	1-24-7	9	72	MAR. 18		COLORADO	4-3	W	9-51-12	30
33	DEC. 20	@	St. Louis	5-2	L	1-25-7	9	73	MAR. 21	@	Detroit	5-4	L	9-52-12	30
34	DEC. 23		COLORADO	5-4	W	2-25-7	11	74	MAR. 22		LOS ANGELES	7-5	L	9-53-12	30
35	DEC. 26		MINNESOTA	5-3	L	2-26-7	11	75	MAR. 27		VANCOUVER	10-2	L	9-54-12	30
36	DEC. 28		DETROIT	4-3	L	2-27-7	11	76	MAR. 29	@	Colorado	2-1	L	9-55-12	30
37	DEC. 31		WASHINGTON	5-3	L	2-28-7	11	77	MAR. 31	@	Los Angeles	7-3	L	9-56-12	30
38	JAN. 2		PHILADELPHIA	4-3	W	3-28-7	13	78	APR. 1	@	Vancouver	4-4	T	9-56-13	31
39	JAN. 5		BOSTON	4-1	L	3-29-7	13	79	APR. 4	@	Edmonton	7-2	L	9-57-13	31
40	JAN. 7	@	Toronto	8-2	W	4-29-7	15	80	APR. 5		ST. LOUIS	5-5	T	9-57-14	32

33-33-14 (80 points), 2nd Norris Division

PLAYER	GP	G	A	PTS	PIM	PLAYER	GP	G	A	PTS	PIM
Dale Hawerchuk	80	45	58	103	47	Ron Wilson	39	3	13	16	49
Morris Lukowich	77	43	49	92	102	Don Spring	78	0	16	16	21
Dave Christian	80	25	51	76	28	Craig Levie	40	4	9	13	48
David Babych	79	19	49	68	92	Moe Mantha	25	0	12	12	28
Paul MacLean	74	36	25	61	106	Bryan Maxwell	45	1	9	10	110
Willy Lindstrom	74	32	27	59	33	Scott Arniel	17	1	8	9	14
Lucien DeBlois	65	25	27	52	87	Serge Savard	47	2	5	7	26
Thomas Steen	73	15	29	44	42	Jimmy Mann	37	3	2	5	79
Bengt Lundholm	66	14	30	44	10	Ed Staniowski	45	0	5	5	4
Normand Dupont	62	13	25	38	22	Barry Legge	38	1	2	3	57
Doug Smail	72	17	18	35	55	Barry Long	5	0	2	2	4
Larry Hopkins	41	10	15	25	22	Doug Soetaert	39	0	2	2	14
Tim Watters	69	2	22	24	97	Dan Geoffrion	1	0	0	0	5
Tim Trimper	74	8	8	16	100	Murray Eaves	2	0	0	0	0

GOALTENDER	GP	MIN	GAA	W-L-T	SO	GA	SA	SV%
Ed Staniowski	45	2643	3.95	20-19-6	1	174	1412	.877
Doug Soetaert	39	2157	4.31	13-14-8	2	155	1184	.869

* - Acquired during season # - Relocated during season

#	DATE	H/R	OPPONENT	SCORE	RES	RECORD	PTS	#	DATE	H/R	OPPONENT	SCORE	RES	RECORD	PTS
1	OCT. 6		TORONTO	6-1	L	0-1-0	0	41	JAN. 6	@	Hartford	5-3	W	14-19-8	36
2	OCT. 9		NY RANGERS	8-3	W	1-1-0	2	42	JAN. 7	@	Boston	8-6	L	14-20-8	36
3	OCT. 14	@	Edmonton	4-2	W	2-1-0	4	43	JAN. 9	@	Detroit	4-2	W	15-20-8	38
4	OCT. 15	@	Calgary	5-4	W	3-1-0	6	44	JAN. 10		MONTREAL	4-4	T	15-20-9	39
5	OCT. 18		COLORADO	4-3	L	3-2-0	6	45	JAN. 13		PITTSBURGH	6-1	W	16-20-9	41
6	OCT. 21	@	Buffalo	2-2	T	3-2-1	7	46	JAN. 15		NY RANGERS	4-4	T	16-20-10	42
7	OCT. 23		CHICAGO	5-5	T	3-2-2	8	47	JAN. 17		QUEBEC	7-5	L	16-21-10	42
8	OCT. 25		LOS ANGELES	9-4	W	4-2-2	10	48	JAN. 20		WASHINGTON	3-0	W	17-21-10	44
9	OCT. 28	@	Chicago	7-6	L	4-3-2	10	49	JAN. 22		CHICAGO	6-5	W	18-21-10	46
10	OCT. 31	@	Toronto	6-5	W	5-3-2	12	50	JAN. 26	@	Detroit	3-3	T	18-21-11	47
11	NOV. 3	@	Colorado	5-3	W	6-3-2	14	51	JAN. 27	@	Toronto	4-3	W	19-21-11	49
12	NOV. 6		CHICAGO	4-3	W	7-3-2	16	52	JAN. 30	@	Pittsburgh	2-1	L	19-22-11	49
13	NOV. 8	@	Vancouver	5-1	L	7-4-2	16	53	FEB. 2	@	St. Louis	10-6	L	19-23-11	49
14	NOV. 10		NY ISLANDERS	5-3	L	7-5-2	16	54	FEB. 5		CALGARY	6-4	W	20-23-11	51
15	NOV. 11	@	Minnesota	15-2	L	7-6-2	16	55	FEB. 10	@	Buffalo	4-3	L	20-24-11	51
16	NOV. 14	@	Los Angeles	3-2	W	8-6-2	18	56	FEB. 13	@	Montreal	7-3	L	20-25-11	51
17	NOV. 17	@	Calgary	6-4	L	8-7-2	18	57	FEB. 16	@	Quebec	7-3	L	20-26-11	51
18	NOV. 18		MINNESOTA	6-4	L	8-8-2	18	58	FEB. 19		QUEBEC	4-4	T	20-26-12	52
19	NOV. 21	@	St. Louis	1-1	T	8-8-3	19	59	FEB. 21		WASHINGTON	6-3	L	20-27-12	52
20	NOV. 22		ST. LOUIS	5-4	W	9-8-3	21	60	FEB. 24		PHILADELPHIA	6-2	W	21-27-12	54
21	NOV. 25		COLORADO	7-2	W	10-8-3	23	61	FEB. 26		BUFFALO	4-4	T	21-27-13	55
22	NOV. 27		MINNESOTA	5-5	T	10-8-4	24	62	FEB. 28		ST. LOUIS	5-2	W	22-27-13	57
23	NOV. 29		EDMONTON	10-2	L	10-9-4	24	63	MAR. 2	@	Philadelphia	7-6	W	23-27-13	59
24	DEC. 1	@	Philadelphia	2-1	L	10-10-4	24	64	MAR. 3	@	Chicago	4-2	W	24-27-13	61
25	DEC. 2	@	Pittsburgh	4-2	L	10-11-4	24	65	MAR. 5		DETROIT	2-0	W	25-27-13	63
26	DEC. 4	@	Washington	7-3	L	10-12-4	24	66	MAR. 7		VANCOUVER	5-2	W	26-27-13	65
27	DEC. 6		NY ISLANDERS	5-2	W	11-12-4	26	67	MAR. 10	@	Hartford	6-2	L	26-28-13	65
28	DEC. 9	@	Toronto	3-3	T	11-12-5	27	68	MAR. 11	@	Boston	7-4	L	26-29-13	65
29	DEC. 11		MONTREAL	5-5	T	11-12-6	28	69	MAR. 13	@	Toronto	10-2	W	27-29-13	67
30	DEC. 13		DETROIT	2-1	L	11-13-6	28	70	MAR. 16	@	St. Louis	7-3	W	28-29-13	69
31	DEC. 16	@	Chicago	3-3	T	11-13-7	29	71	MAR. 17	@	Minnesota	3-2	W	29-29-13	71
32	DEC. 17	@	Minnesota	4-2	W	12-13-7	31	72	MAR. 20		TORONTO	7-0	W	30-29-13	73
33	DEC. 19		TORONTO	8-4	L	12-14-7	31	73	MAR. 21		DETROIT	8-2	W	31-29-13	75
34	DEC. 20		ST. LOUIS	5-4	W	13-14-7	33	74	MAR. 24		LOS ANGELES	5-3	W	32-29-13	77
35	DEC. 22	@	NY Islanders	5-2	L	13-15-7	33	75	MAR. 26		ST. LOUIS	4-4	T	32-29-14	78
36	DEC. 23	@	NY Rangers	5-2	L	13-16-7	33	76	MAR. 28	@	Vancouver	5-0	L	32-30-14	78
37	DEC. 26		CHICAGO	3-2	L	13-17-7	33	77	MAR. 30	@	Minnesota	7-5	W	33-30-14	80
38	DEC. 27		DETROIT	2-2	T	13-17-8	34	78	MAR. 31	@	Detroit	4-2	L	33-31-14	80
39	DEC. 30		HARTFORD	6-1	L	13-18-8	34	79	APR. 2		MINNESOTA	5-2	L	33-32-14	80
40	JAN. 3		BOSTON	8-5	L	13-19-8	34	80	APR. 4	@	Edmonton	2-1	L	33-33-14	80

33-39-8 (74 points), 4th Smythe Division

PLAYER	GP	G	A	PTS	PIM	PLAYER	GP	G	A	PTS	PIM
Dale Hawerchuk	79	40	51	91	31	Scott Arniel	75	13	5	18	46
Paul MacLean	80	32	44	76	121	Don Spring	80	0	16	16	37
Dave Babych	79	13	61	74	56	Ron Wilson	12	6	3	9	4
Thomas Steen	75	26	33	59	60	Craig Levie	22	4	5	9	31
Lucien DeBlois	79	27	27	54	69	Moe Mantha	21	2	7	9	6
Brian Mullen	80	24	26	50	14	Murray Eaves	26	2	7	9	2
#Willy Lindstrom	63	20	25	45	8	*Laurie Boschman	12	3	5	8	36
Dave Christian	55	18	26	44	23	Larry Hopkins	12	3	1	4	4
Doug Smail	80	15	29	44	32	Wade Campbell	42	1	2	3	50
Morris Lukowich	69	22	21	43	67	Ed Staniowski	17	0	1	1	0
Bengt Lundholm	58	14	28	42	16	Brian Hayward	24	0	1	1	0
Normand Dupont	39	7	16	23	6	Jimmy Mann	40	0	1	1	73
Tim Watters	77	5	18	23	98	Doug Soetaert	44	0	1	1	10
Bryan Maxwell	54	7	13	20	131	Jim Kyte	2	0	0	0	0
Serge Savard	76	4	16	20	29	Tim Trimper	5	0	0	0	0

GOALTENDER	GP	MIN	GAA	W-L-T	SO	GA	SA	SV%
Brian Hayward	24	1440	3.71	10-12-2	1	89	786	.887
Doug Soetaert	44	2533	4.12	19-19-6	0	174	1328	.869
Ed Staniowski	17	827	4.72	4-8-0	1	65	417	.844

* - Acquired during season # - Relocated during season

#	DATE	H/R	OPPONENT	SCORE	RES	RECORD	PTS	#	DATE	H/R	OPPONENT	SCORE	RES	RECORD	PTS
1	OCT. 6		MINNESOTA	5-4	L	0-1-0	0	41	JAN. 9		PITTSBURGH	4-3	W	18-19-4	40
2	OCT. 9	@	Detroit	8-0	W	1-1-0	2	42	JAN. 11	@	NY Islanders	4-1	L	18-20-4	40
3	OCT. 10	@	Chicago	5-3	W	2-1-0	4	43	JAN. 12	@	NY Rangers	5-5	T	18-20-5	41
4	OCT. 12		LOS ANGELES	5-4	W	3-1-0	6	44	JAN. 14		ST. LOUIS	4-2	L	18-21-5	41
5	OCT. 14	@	St. Louis	5-2	W	4-1-0	8	45	JAN. 16	@	Vancouver	6-4	L	18-22-5	41
6	OCT. 17		CALGARY	5-5	T	4-1-1	9	46	JAN. 19		TORONTO	6-3	W	19-22-5	43
7	OCT. 22		NEW JERSEY	3-1	W	5-1-1	11	47	JAN. 21		NY RANGERS	4-1	W	20-22-5	45
8	OCT. 24		EDMONTON	9-5	W	6-1-1	13	48	JAN. 23	@	Buffalo	5-2	L	20-23-5	45
9	OCT. 27		LOS ANGELES	7-3	W	7-1-1	15	49	JAN. 25	@	Quebec	6-3	L	20-24-5	45
10	OCT. 31		PHILADELPHIA	3-2	L	7-2-1	15	50	JAN. 27	@	Philadelphia	5-2	L	20-25-5	45
11	NOV. 3	@	Edmonton	7-2	L	7-3-1	15	51	JAN. 29	@	Hartford	2-2	T	20-25-6	46
12	NOV. 4	@	Calgary	7-5	L	7-4-1	15	52	JAN. 31	@	Boston	2-2	T	20-25-7	47
13	NOV. 7		CALGARY	7-5	L	7-5-1	15	53	FEB. 2		PHILADELPHIA	6-3	L	20-26-7	47
14	NOV. 13		VANCOUVER	3-2	W	8-5-1	17	54	FEB. 4		PITTSBURGH	6-4	W	21-26-7	49
15	NOV. 14		VANCOUVER	6-5	W	9-5-1	19	55	FEB. 6		MONTREAL	2-0	L	21-27-7	49
16	NOV. 17		BUFFALO	7-2	L	9-6-1	19	56	FEB. 10	@	Montreal	5-3	L	21-28-7	49
17	NOV. 19		WASHINGTON	3-3	T	9-6-2	20	57	FEB. 12	@	Detroit	4-2	W	22-28-7	51
18	NOV. 24		CHICAGO	7-5	L	9-7-2	20	58	FEB. 13	@	Washington	6-1	L	22-29-7	51
19	NOV. 26		EDMONTON	6-5	L	9-8-2	20	59	FEB. 15		VANCOUVER	7-4	W	23-29-7	53
20	NOV. 27	@	Toronto	6-3	W	10-8-2	22	60	FEB. 18		BOSTON	6-5	W	24-29-7	55
21	NOV. 29	@	Montreal	9-4	L	10-9-2	22	61	FEB. 20	@	NY Rangers	9-4	L	24-30-7	55
22	NOV. 30	@	Quebec	8-6	L	10-10-2	22	62	FEB. 22	@	NY Islanders	2-2	T	24-30-8	56
23	DEC. 3		NY ISLANDERS	4-2	W	11-10-2	24	63	FEB. 23	@	Pittsburgh	6-4	L	24-31-8	56
24	DEC. 4	@	Minnesota	4-1	L	11-11-2	24	64	FEB. 25		HARTFORD	5-3	W	25-31-8	58
25	DEC. 6	@	New Jersey	5-3	W	12-11-2	26	65	FEB. 27	@	Edmonton	3-0	L	25-32-8	58
26	DEC. 7	@	Washington	3-3	T	12-11-3	27	66	MAR. 2		VANCOUVER	3-0	L	25-33-8	58
27	DEC. 10		CALGARY	6-4	L	12-12-3	27	67	MAR. 5	@	Vancouver	5-4	L	25-34-8	58
28	DEC. 11		LOS ANGELES	4-3	W	13-12-3	29	68	MAR. 6	@	Vancouver	6-2	L	25-35-8	58
29	DEC. 14	@	St. Louis	4-3	W	14-12-3	31	69	MAR. 9		BUFFALO	6-0	W	26-35-8	60
30	DEC. 15	@	Chicago	10-3	L	14-13-3	31	70	MAR. 10	@	Calgary	6-3	L	26-36-8	60
31	DEC. 17		HARTFORD	2-0	L	14-14-3	31	71	MAR. 13	@	Los Angeles	6-5	W	27-36-8	62
32	DEC. 19		NEW JERSEY	3-2	L	14-15-3	31	72	MAR. 15	@	Los Angeles	4-3	L	27-37-8	62
33	DEC. 21	@	Los Angeles	4-2	W	15-15-3	33	73	MAR. 18		TORONTO	7-3	W	28-37-8	64
34	DEC. 26		MINNESOTA	3-2	L	15-16-3	33	74	MAR. 20		QUEBEC	3-2	W	29-37-8	66
35	DEC. 28	@	Vancouver	4-4	T	15-16-4	34	75	MAR. 23		EDMONTON	7-4	W	30-37-8	68
36	DEC. 29	@	Los Angeles	4-3	W	16-16-4	36	76	MAR. 26	@	Calgary	5-2	W	31-37-8	70
37	JAN. 1	@	Edmonton	5-3	L	16-17-4	36	77	MAR. 27		CALGARY	4-3	L	31-38-8	70
38	JAN. 2		BOSTON	6-4	W	17-17-4	38	78	MAR. 30		LOS ANGELES	10-5	W	32-38-8	72
39	JAN. 5		EDMONTON	8-3	L	17-18-4	38	79	APR. 1	@	Edmonton	7-2	L	32-39-8	72
40	JAN. 6	@	Calgary	5-1	L	17-19-4	38	80	APR. 3		DETROIT	8-3	W	33-39-8	74

31-38-11 (73 points), 4th Smythe Division

PLAYER	GP	G	A	PTS	PIM	PLAYER	GP	G	A	PTS	PIM
Dale Hawerchuk	80	37	65	102	73	*Jordy Douglas	17	4	2	6	8
Lucien DeBlois	80	34	45	79	50	Don Spring	21	0	4	4	4
Laurie Boschman	61	28	46	74	234	Jim Kyte	58	1	2	3	55
Paul MacLean	76	40	31	71	155	#Bryan Maxwell	3	0	3	3	27
Thomas Steen	78	20	45	65	69	*Randy Carlyle	5	0	3	3	2
Brian Mullen	75	21	41	62	28	Doug Soetaert	47	0	3	3	14
Dave Babych	66	18	39	57	62	Jyrki Seppa	13	0	2	2	6
Scott Arniel	80	21	35	56	68	#Ed Staniowski	1	0	1	1	0
Morris Lukowich	80	30	25	55	71	Mike Lauen	3	0	1	1	0
Moe Mantha	72	16	38	54	67	#Jimmy Mann	16	0	1	1	54
Doug Smail	66	20	17	37	62	Brian Hayward	28	0	1	1	2
Tim Young	44	15	19	34	25	Bobby Dollas	1	0	0	0	0
Andrew McBain	78	11	19	30	37	Murray Eaves	2	0	0	0	0
Tim Watters	74	3	20	23	169	Tim Trimper	5	0	0	0	0
*Robert Picard	62	6	16	22	34	Marc Behrend	6	0	0	0	0
Wade Campbell	79	7	14	21	147	*Mike Veisor	8	0	0	0	0
Bengt Lundholm	57	5	14	19	20	John Gibson	11	0	0	0	14
Ron Wilson	51	3	12	15	12						

GOALTENDER	GP	MIN	GAA	W-L-T	SO	GA	SA	SV%
*Mike Veisor	8	420	3.71	4-1-2	0	26	172	.849
Doug Soetaert	47	2539	4.30	18-15-7	0	182	1385	.869
Brian Hayward	28	1530	4.86	7-18-2	0	124	860	.856
Marc Behrend	6	351	5.47	2-4-0	0	32	184	.826
#Ed Staniowski	1	40	12.00	0-0-0	0	8	20	.600

* - Acquired during season # - Relocated during season

#	DATE	H/R	OPPONENT	SCORE	RES	RECORD	PTS	#	DATE	H/R	OPPONENT	SCORE	RES	RECORD	PTS
1	OCT. 5		DETROIT	6-6	T	0-0-1	0	41	JAN. 8		HARTFORD	4-3	W	15-21-5	35
2	OCT. 7		EDMONTON	8-6	L	0-1-1	1	42	JAN. 11	@	Calgary	9-5	L	15-22-5	35
3	OCT. 9		CALGARY	1-1	T	0-1-2	2	43	JAN. 13		LOS ANGELES	7-7	T	15-22-6	36
4	OCT. 12	@	Pittsburgh	4-3	W	1-1-2	4	44	JAN. 15		LOS ANGELES	4-4	T	15-22-7	37
5	OCT. 13	@	Philadelphia	4-3	L	1-2-2	4	45	JAN. 17	@	Washington	8-3	L	15-23-7	37
6	OCT. 15	@	Minnesota	2-1	L	1-3-2	4	46	JAN. 18	@	Pittsburgh	5-4	W	16-23-7	39
7	OCT. 19		MONTREAL	12-2	L	1-4-2	4	47	JAN. 20		VANCOUVER	6-6	T	16-23-8	40
8	OCT. 23	@	Buffalo	5-2	L	1-5-2	4	48	JAN. 22		VANCOUVER	6-4	W	17-23-8	42
9	OCT. 25	@	NY Islanders	4-2	W	2-5-2	6	49	JAN. 24	@	Quebec	5-3	W	18-23-8	44
10	OCT. 26	@	NY Rangers	7-5	W	3-5-2	8	50	JAN. 26	@	Hartford	6-2	W	19-23-8	46
11	OCT. 28	@	Calgary	7-1	L	3-6-2	8	51	JAN. 28	@	Boston	5-2	L	19-24-8	46
12	OCT. 30		WASHINGTON	7-3	L	3-7-2	8	52	FEB. 3		CHICAGO	7-3	W	20-24-8	48
13	NOV. 2		PITTSBURGH	6-3	L	3-8-2	8	53	FEB. 5		MONTREAL	2-2	T	20-24-9	49
14	NOV. 4		TORONTO	8-2	W	4-8-2	10	54	FEB. 8		NY RANGERS	3-1	L	20-25-9	49
15	NOV. 6		EDMONTON	8-5	L	4-9-2	10	55	FEB. 12		DETROIT	2-2	T	20-25-10	50
16	NOV. 9	@	Vancouver	7-2	W	5-9-2	12	56	FEB. 15	@	Edmonton	7-4	L	20-26-10	50
17	NOV. 11	@	Vancouver	4-2	L	5-10-2	12	57	FEB. 17		QUEBEC	6-3	L	20-27-10	50
18	NOV. 13		PHILADELPHIA	3-2	W	6-10-2	14	58	FEB. 19		WASHINGTON	4-3	W	21-27-10	52
19	NOV. 16		BUFFALO	6-5	L	6-11-2	14	59	FEB. 22	@	New Jersey	8-5	W	22-27-10	54
20	NOV. 19	@	Minnesota	8-7	L	6-12-2	14	60	FEB. 23	@	Montreal	5-3	W	23-27-10	56
21	NOV. 21	@	Edmonton	7-6	L	6-13-2	14	61	FEB. 25		BOSTON	5-2	W	24-27-10	58
22	NOV. 23		VANCOUVER	4-1	L	6-14-2	14	62	FEB. 27		EDMONTON	6-5	L	24-28-10	58
23	NOV. 24	@	Calgary	4-4	T	6-14-3	15	63	FEB. 29		NY ISLANDERS	4-3	L	24-29-10	58
24	NOV. 29	@	Los Angeles	6-5	W	7-14-3	17	64	MAR. 3	@	Detroit	6-1	L	24-30-10	58
25	DEC. 1	@	Los Angeles	6-5	W	8-14-3	19	65	MAR. 6	@	Los Angeles	7-3	W	25-30-10	60
26	DEC. 4		LOS ANGELES	7-5	W	9-14-3	21	66	MAR. 7	@	Vancouver	4-3	L	25-31-10	60
27	DEC. 7	@	New Jersey	6-3	L	9-15-3	21	67	MAR. 9		NY RANGERS	6-5	L	25-32-10	60
28	DEC. 10	@	Hartford	5-5	T	9-15-4	22	68	MAR. 11		QUEBEC	6-5	W	26-32-10	62
29	DEC. 11	@	Boston	4-2	L	9-16-4	22	69	MAR. 12	@	Toronto	8-7	W	27-32-10	64
30	DEC. 14	@	Toronto	8-4	W	10-16-4	24	70	MAR. 14		CHICAGO	6-4	W	28-32-10	66
31	DEC. 16		NEW JERSEY	4-1	W	11-16-4	26	71	MAR. 16		LOS ANGELES	5-4	W	29-32-10	68
32	DEC. 18		EDMONTON	7-5	L	11-17-4	26	72	MAR. 18		CALGARY	4-3	L	29-33-10	68
33	DEC. 19	@	Calgary	7-6	L	11-18-4	26	73	MAR. 20	@	St. Louis	9-3	L	29-34-10	68
34	DEC. 21	@	Edmonton	7-4	L	11-19-4	26	74	MAR. 21	@	Chicago	6-2	L	29-35-10	68
35	DEC. 23		ST. LOUIS	6-3	W	12-19-4	28	75	MAR. 23		VANCOUVER	4-3	L	29-36-10	68
36	DEC. 26		MINNESOTA	5-1	W	13-19-4	30	76	MAR. 25	@	Edmonton	3-2	L	29-37-10	68
37	DEC. 30		NY ISLANDERS	4-3	W	14-19-4	32	77	MAR. 27	@	Los Angeles	3-3	T	29-37-11	69
38	JAN. 1		CALGARY	3-3	T	14-19-5	33	78	MAR. 28	@	Vancouver	5-1	L	29-38-11	69
39	JAN. 4	@	Buffalo	9-4	L	14-20-5	33	79	MAR. 30		ST. LOUIS	2-1	W	30-38-11	71
40	JAN. 5	@	Philadelphia	7-6	L	14-21-5	33	80	APR. 1		CALGARY	3-2	W	31-38-11	73

43-27-10 (96 points), 2nd Smythe Division

PLAYER	GP	G	A	PTS	PIM
Dale Hawerchuk	80	53	77	130	74
Paul MacLean	79	41	60	101	119
Thomas Steen	79	30	54	84	80
Laurie Boschman	80	32	44	76	180
Brian Mullen	69	32	39	71	32
Doug Smail	80	31	35	66	45
Dave Babych	78	13	49	62	78
Randy Carlyle	71	13	38	51	98
Scott Arniel	79	22	22	44	81
Perry Turnbull	66	22	21	43	130
Dave Ellett	80	11	27	38	85
Robert Picard	78	12	22	34	107
Bengt Lundholm	78	12	18	30	20
Andrew McBain	77	7	15	22	45
Tim Watters	63	2	20	22	74

PLAYER	GP	G	A	PTS	PIM
Ron Wilson	75	10	9	19	31
*Jim Nill	20	8	8	16	38
#Morris Lukowich	47	5	9	14	31
Wade Campbell	40	1	6	7	21
Brian Hayward	61	0	4	4	10
Murray Eaves	3	0	3	3	0
Jim Kyte	71	0	3	3	111
Jordy Douglas	7	0	2	2	0
Paul Pooley	12	0	2	2	0
Tom Martin	8	1	0	1	42
Mark Holden	4	0	1	1	0
Peter Taglianetti	1	0	0	0	0
Dan McFall	2	0	0	0	0
Bobby Dollas	9	0	0	0	0
Marc Behrend	23	0	0	0	0

GOALTENDER	GP	MIN	GAA	W-L-T	SO	GA	SA	SV%
Brian Hayward	61	3481	3.86	33-17-8	0	224	1814	.877
Mark Holden	4	213	4.23	2-0-0	0	15	104	.856
Marc Behrend	23	1173	4.45	8-10-2	1	87	624	.861

* - Acquired during season # - Relocated during season

#	DATE	H/R	OPPONENT	SCORE	RES	RECORD	PTS	#	DATE	H/R	OPPONENT	SCORE	RES	RECORD	PTS
1	OCT. 14		TORONTO	5-2	W	1-0-0	2	41	JAN. 9		NY RANGERS	6-5	W	20-17-4	44
2	OCT. 17	@	Calgary	7-4	L	1-1-0	2	42	JAN. 12	@	Los Angeles	6-4	L	20-18-4	44
3	OCT. 19		EDMONTON	7-4	L	1-2-0	2	43	JAN. 13	@	Los Angeles	6-5	W	21-18-4	46
4	OCT. 21		BOSTON	3-2	W	2-2-0	4	44	JAN. 16	@	Chicago	6-3	L	21-19-4	46
5	OCT. 24		HARTFORD	8-4	W	3-2-0	6	45	JAN. 18		ST. LOUIS	6-2	L	21-20-4	46
6	OCT. 27		LOS ANGELES	2-2	T	3-2-1	7	46	JAN. 19	@	Detroit	8-5	W	22-20-4	48
7	OCT. 29		LOS ANGELES	5-3	L	3-3-1	7	47	JAN. 21		PITTSBURGH	7-6	W	23-20-4	50
8	NOV. 1	@	PHILADELPHIA	7-4	W	4-3-1	9	48	JAN. 23	@	Vancouver	6-4	W	24-20-4	52
9	NOV. 2	@	Detroit	3-3	T	4-3-2	10	49	JAN. 25	@	Vancouver	7-4	L	24-21-4	52
10	NOV. 4		EDMONTON	2-1	L	4-4-2	10	50	JAN. 27		PHILADELPHIA	6-2	W	25-21-4	54
11	NOV. 6	@	Quebec	5-3	L	4-5-2	10	51	JAN. 29	@	St. Louis	6-6	T	25-21-5	55
12	NOV. 7	@	Hartford	3-0	W	5-5-2	12	52	JAN. 30	@	Chicago	6-3	W	26-21-5	57
13	NOV. 9		VANCOUVER	7-5	W	6-5-2	14	53	FEB. 2	@	Boston	4-3	W	27-21-5	59
14	NOV. 11		BUFFALO	3-2	W	7-5-2	16	54	FEB. 3	@	Washington	6-2	L	27-22-5	59
15	NOV. 14		PITTSBURGH	4-3	L	7-6-2	16	55	FEB. 6		EDMONTON	6-2	W	28-22-5	61
16	NOV. 16		CALGARY	6-2	L	7-7-2	16	56	FEB. 8		VANCOUVER	5-5	T	28-22-6	62
17	NOV. 17	@	Toronto	5-3	W	8-7-2	18	57	FEB. 10		VANCOUVER	5-3	L	28-23-6	62
18	NOV. 21	@	Edmonton	7-5	L	8-8-2	18	58	FEB. 13		WASHINGTON	5-3	W	29-23-6	64
19	NOV. 23	@	Vancouver	5-1	W	9-8-2	20	59	FEB. 16	@	Calgary	8-4	L	29-24-6	64
20	NOV. 24	@	Los Angeles	9-5	W	10-8-2	22	60	FEB. 17		NEW JERSEY	2-2	T	29-24-7	65
21	NOV. 27	@	Los Angeles	5-3	W	11-8-2	24	61	FEB. 19		HARTFORD	6-2	L	29-25-7	65
22	NOV. 30		NY ISLANDERS	5-2	L	11-9-2	24	62	FEB. 21	@	NY Islanders	3-2	W	30-25-7	67
23	DEC. 2		CALGARY	8-6	W	12-9-2	26	63	FEB. 23	@	Montreal	6-4	L	30-26-7	67
24	DEC. 4	@	St. Louis	2-2	T	12-9-3	27	64	FEB. 25	@	NY Rangers	12-5	W	31-26-7	69
25	DEC. 7	@	Washington	7-5	W	13-9-3	29	65	FEB. 27	@	Pittsburgh	6-4	W	32-26-7	71
26	DEC. 9		MINNESOTA	4-2	W	14-9-3	31	66	MAR. 3	@	Edmonton	6-3	W	33-26-7	73
27	DEC. 11		PHILADELPHIA	5-4	W	15-9-3	33	67	MAR. 6		MONTREAL	4-2	L	33-27-7	73
28	DEC. 12	@	Calgary	9-2	L	15-10-3	33	68	MAR. 8		QUEBEC	6-3	W	34-27-7	75
29	DEC. 14		TORONTO	6-4	W	16-10-3	35	69	MAR. 10		NEW JERSEY	7-1	W	35-27-7	77
30	DEC. 16		DETROIT	5-2	W	17-10-3	37	70	MAR. 12	@	New Jersey	6-3	W	36-27-7	79
31	DEC. 18	@	NY Islanders	7-4	L	17-11-3	37	71	MAR. 14	@	Montreal	4-1	W	37-27-7	81
32	DEC. 19	@	NY Rangers	5-4	W	18-11-3	39	72	MAR. 15	@	Quebec	3-2	W	38-27-7	83
33	DEC. 22		LOS ANGELES	6-2	W	19-11-3	41	73	MAR. 17		BUFFALO	5-3	W	39-27-7	85
34	DEC. 23		LOS ANGELES	4-4	T	19-11-4	42	74	MAR. 20		MINNESOTA	5-2	W	40-27-7	87
35	DEC. 26	@	Minnesota	4-0	L	19-12-4	42	75	MAR. 23		VANCOUVER	6-4	W	41-27-7	89
36	DEC. 28	@	Buffalo	4-0	L	19-13-4	42	76	MAR. 27	@	Vancouver	5-3	W	42-27-7	91
37	DEC. 30		BOSTON	5-3	L	19-14-4	42	77	MAR. 29		CHICAGO	5-5	T	42-27-8	92
38	JAN. 1		CALGARY	5-3	L	19-15-4	42	78	MAR. 31		CALGARY	4-4	T	42-27-9	93
39	JAN. 4	@	Edmonton	7-4	L	19-16-4	42	79	APR. 6	@	Edmonton	6-5	W	43-27-9	95
40	JAN. 6		EDMONTON	7-2	L	19-17-4	42	80	APR. 7	@	Calgary	4-4	T	43-27-10	96

26-47-7 (59 points), 3rd Smythe Division

PLAYER	GP	G	A	PTS	PIM	PLAYER	GP	G	A	PTS	PIM
Dale Hawerchuk	80	46	59	105	44	#Robert Picard	20	2	5	7	17
Laurie Boschman	77	27	42	69	241	Andrew McBain	28	3	3	6	17
Thomas Steen	78	17	47	64	76	Dave Silk	32	2	4	6	63
Brian Mullen	79	28	34	62	38	Bobby Dollas	46	0	5	5	66
Paul MacLean	69	27	29	56	74	Jim Kyte	71	1	3	4	126
Perry Turnbull	80	20	31	51	183	Anssi Melametsa	27	0	3	3	2
Randy Carlyle	68	16	33	49	93	Brian Hayward	52	0	2	2	25
*Ray Neufeld	60	20	28	48	62	Ryan Stewart	3	1	0	1	0
Dave Ellett	80	15	31	46	96	Murray Eaves	4	1	0	1	0
Scott Arniel	80	18	25	43	40	Brad Berry	13	1	0	1	10
Doug Smail	73	16	26	42	32	Paul Pooley	3	0	1	1	0
*Mario Marois	56	4	28	32	110	Dan McFall	7	0	1	1	0
#Dave Babych	19	4	12	16	14	#Wade Campbell	24	0	1	1	27
Tim Watters	56	6	8	14	97	Dan Bouchard	32	0	1	1	38
Jim Nill	61	6	8	14	75	Tom Martin	5	0	0	0	0
Ron Wilson	54	6	7	13	16	Marc Behrend	9	0	0	0	0
*Bill Derlago	27	5	5	10	6	Peter Douris	11	0	0	0	0
Bengt Lundholm	16	3	5	8	6	Peter Taglianetti	18	0	0	0	48

GOALTENDER	GP	MIN	GAA	W-L-T	SO	GA	SA	SV%
Dan Bouchard	32	1696	3.79	11-14-2	2	107	790	.865
Brian Hayward	52	2721	4.79	13-28-5	0	217	1373	.842
Marc Behrend	9	422	5.83	2-5-0	0	41	220	.814

* - Acquired during season # - Relocated during season

#	DATE	H/R	OPPONENT	SCORE	RES	RECORD	PTS	#	DATE	H/R	OPPONENT	SCORE	RES	RECORD	PTS
1	OCT. 10	@	Edmonton	4-3	L	0-1-0	0	41	JAN. 3		MONTREAL	7-3	L	12-25-4	28
2	OCT. 11	@	Calgary	8-3	L	0-2-0	0	42	JAN. 5		VANCOUVER	4-0	W	13-25-4	30
3	OCT. 13		QUEBEC	5-2	L	0-3-0	0	43	JAN. 7		VANCOUVER	2-2	T	13-25-5	31
4	OCT. 16	@	Detroit	4-3	W	1-3-0	2	44	JAN. 11	@	Boston	8-4	L	13-26-5	31
5	OCT. 19	@	Toronto	4-3	W	2-3-0	4	45	JAN. 14	@	Quebec	5-4	W	14-26-5	33
6	OCT. 20		CALGARY	8-5	W	3-3-0	6	46	JAN. 15	@	Montreal	4-0	L	14-27-5	33
7	OCT. 23		EDMONTON	9-3	W	4-3-0	8	47	JAN. 17		CHICAGO	5-1	W	15-27-5	35
8	OCT. 25		WASHINGTON	7-7	T	4-3-1	9	48	JAN. 19		BOSTON	2-1	L	15-28-5	35
9	OCT. 27		DETROIT	5-3	W	5-3-1	11	49	JAN. 22	@	Buffalo	6-3	L	15-29-5	35
10	OCT. 30	@	Edmonton	7-3	L	5-4-1	11	50	JAN. 23	@	Boston	7-5	L	15-30-5	35
11	NOV. 2	@	Minnesota	3-1	W	6-4-1	13	51	JAN. 25	@	Hartford	7-2	L	15-31-5	35
12	NOV. 3		ST. LOUIS	4-3	L	6-5-1	13	52	JAN. 29		BUFFALO	5-3	W	16-31-5	37
13	NOV. 6	@	Buffalo	7-3	L	6-6-1	13	53	FEB. 1		LOS ANGELES	9-6	L	16-32-5	37
14	NOV. 8		NY RANGERS	7-3	L	6-7-1	13	54	FEB. 2		LOS ANGELES	6-3	W	17-32-5	39
15	NOV. 9		VANCOUVER	7-2	L	6-8-1	13	55	FEB. 7	@	Vancouver	5-2	L	17-33-5	39
16	NOV. 13	@	Calgary	3-3	T	6-8-2	14	56	FEB. 9	@	Vancouver	3-3	T	17-33-6	40
17	NOV. 15		NEW JERSEY	5-3	W	7-8-2	16	57	FEB. 12	@	Calgary	4-2	L	17-34-6	40
18	NOV. 17		CALGARY	5-4	L	7-9-2	16	58	FEB. 14		HARTFORD	5-4	W	18-34-6	42
19	NOV. 20		ST. LOUIS	3-1	W	8-9-2	18	59	FEB. 17	@	Philadelphia	8-4	L	18-35-6	42
20	NOV. 22	@	Pittsburgh	8-1	L	8-10-2	18	60	FEB. 19	@	Pittsburgh	5-2	L	18-36-6	42
21	NOV. 23	@	Hartford	8-1	L	8-11-2	18	61	FEB. 21		CHICAGO	5-2	L	18-37-6	42
22	NOV. 26	@	New Jersey	4-3	L	8-12-2	18	62	FEB. 23		QUEBEC	4-2	W	19-37-6	44
23	NOV. 27	@	Philadelphia	6-1	L	8-13-2	18	63	FEB. 26		EDMONTON	8-2	L	19-38-6	44
24	NOV. 29		NY ISLANDERS	4-1	L	8-14-2	18	64	FEB. 28		NY ISLANDERS	6-3	L	19-39-6	44
25	DEC. 1		PHILADELPHIA	2-1	W	9-14-2	20	65	MAR. 2	@	New Jersey	6-4	L	19-40-6	44
26	DEC. 3	@	NY Islanders	4-4	T	9-14-3	21	66	MAR. 3	@	Toronto	6-1	L	19-41-6	44
27	DEC. 4	@	NY Rangers	7-4	L	9-15-3	21	67	MAR. 5		NY RANGERS	4-1	W	20-41-6	46
28	DEC. 7		LOS ANGELES	3-2	L	9-16-3	21	68	MAR. 8	@	Minnesota	4-2	W	21-41-6	48
29	DEC. 8		LOS ANGELES	4-1	L	9-17-3	21	69	MAR. 9		PITTSBURGH	5-3	W	22-41-6	50
30	DEC. 11	@	Vancouver	6-3	W	10-17-3	23	70	MAR. 12		EDMONTON	8-5	L	22-42-6	50
31	DEC. 13		EDMONTON	6-3	L	10-18-3	23	71	MAR. 16		DETROIT	6-0	W	23-42-6	52
32	DEC. 15		TORONTO	3-3	T	10-18-4	24	72	MAR. 18	@	Edmonton	6-2	L	23-43-6	52
33	DEC. 17	@	St. Louis	8-6	L	10-19-4	24	73	MAR. 19		MONTREAL	6-4	W	24-43-6	54
34	DEC. 18	@	Chicago	5-4	L	10-20-4	24	74	MAR. 21	@	Washington	5-3	L	24-44-6	54
35	DEC. 20		WASHINGTON	7-4	W	11-20-4	26	75	MAR. 23		CALGARY	7-4	L	24-45-6	54
36	DEC. 22	@	Edmonton	7-5	W	12-20-4	28	76	MAR. 24		VANCOUVER	8-4	W	25-45-6	56
37	DEC. 23	@	Vancouver	5-3	L	12-21-4	28	77	MAR. 28	@	Calgary	6-3	L	25-46-6	56
38	DEC. 26		MINNESOTA	6-5	L	12-22-4	28	78	MAR. 31	@	Los Angeles	5-2	W	26-46-6	56
39	DEC. 28	@	Los Angeles	5-4	L	12-23-4	28	79	APR. 2	@	Los Angeles	4-4	T	26-46-7	59
40	DEC. 30	@	Los Angeles	4-2	L	12-24-4	28	80	APR. 6		CALGARY	6-4	L	26-47-7	59

40-32-8 (88 points), 3rd Smythe Division

PLAYER	GP	G	A	PTS	PIM	PLAYER	GP	G	A	PTS	PIM
Dale Hawerchuk	80	47	53	100	52	#Bill Derlago	30	3	6	9	12
Paul MacLean	72	32	42	74	75	Hannu Jarvenpaa	20	1	8	9	8
Brian Mullen	69	19	32	51	20	Jim Nill	36	3	4	7	52
Thomes Steen	75	17	33	50	59	Perry Turnbull	26	1	5	6	44
Gilles Hamel	79	27	21	48	24	*Steve Rooney	30	2	3	5	57
Dave Ellett	78	13	31	44	53	Iain Duncan	6	1	2	3	0
Mario Marois	79	4	40	44	106	Brad Jones	4	1	0	1	0
Doug Smail	78	25	18	43	36	Tom Martin	11	1	0	1	49
Randy Carlyle	71	16	26	42	93	Craig Endean	2	0	1	1	0
Laurie Boschman	80	17	24	41	152	Joel Baillargeon	11	0	1	1	15
Ray Neufeld	80	18	18	36	105	Randy Gilhen	2	0	0	0	0
Fredrik Olausson	72	7	29	36	26	Peter Taglianetti	3	0	0	0	12
Andrew McBain	71	11	21	32	106	Peter Douris	6	0	0	0	0
Tim Watters	63	3	13	16	119	Steve Penney	7	0	0	0	7
Ron Wilson	80	3	13	16	13	Daniel Berthiaume	31	0	0	0	2
Jim Kyte	72	5	5	10	162	Eldon Reddick	48	0	0	0	8
Brad Berry	52	2	8	10	60						

GOALTENDER	GP	MIN	GAA	W-L-T	SO	GA	SA	SV%
Daniel Berthiaume	31	1758	3.17	18-7-3	2<	93	810	.885
Eldon Reddick	48	2762	3.24	21-21-4	1<	149	1256	.881
Steve Penney	7	327	4.59	1-4-1	0	25	134	.813

* - Acquired during season # - Relocated during season <- Daniel Berthiaume and Eldon Reddick shared one shutout

#	DATE	H/R	OPPONENT	SCORE	RES	RECORD	PTS	#	DATE	H/R	OPPONENT	SCORE	RES	RECORD	PTS
1	OCT. 9		BUFFALO	3-2	W	1-0-0	2	41	JAN. 9		HARTFORD	3-0	W	20-17-4	44
2	OCT. 12		EDMONTON	5-3	W	2-0-0	4	42	JAN. 10	@	Detroit	5-2	W	21-17-4	46
3	OCT. 14		BOSTON	2-1	L	2-1-0	4	43	JAN. 13	@	Washington	3-2	W	22-17-4	48
4	OCT. 16	@	Hartford	4-4	T	2-1-1	5	44	JAN. 14	@	Pittsburgh	4-3	W	23-17-4	50
5	OCT. 18	@	Montreal	5-3	L	2-2-1	5	45	JAN. 16	@	New Jersey	5-4	W	24-17-4	52
6	OCT. 19	@	Philadelphia	3-1	L	2-3-1	5	46	JAN. 18		MINNESOTA	5-3	W	25-17-4	54
7	OCT. 24		CALGARY	5-2	W	3-3-1	7	47	JAN. 19		VANCOUVER	5-4	W	26-17-4	56
8	OCT. 26		CHICAGO	8-4	L	3-4-1	7	48	JAN. 21		EDMONTON	5-3	L	26-18-4	56
9	OCT. 29		CALGARY	6-2	W	4-4-1	9	49	JAN. 23		TORONTO	7-5	W	27-18-4	58
10	NOV. 1	@	NY Islanders	7-4	L	4-5-1	9	50	JAN. 27	@	NY Islanders	2-2	T	27-18-5	59
11	NOV. 2	@	NY Rangers	5-4	W	5-5-1	11	51	JAN. 28	@	NY Rangers	2-1	W	28-18-5	61
12	NOV. 4	@	Quebec	6-3	W	6-5-1	13	52	JAN. 31	@	Boston	6-3	L	28-19-5	61
13	NOV. 7		ST. LOUIS	2-0	W	7-5-1	15	53	FEB. 1	@	Washington	6-4	L	28-20-5	61
14	NOV. 9		NEW JERSEY	8-1	W	8-5-1	17	54	FEB. 4		PHILADELPHIA	5-3	W	29-20-5	63
15	NOV. 11	@	Los Angeles	4-3	L	8-6-1	17	55	FEB. 6		LOS ANGELES	6-1	W	30-20-5	65
16	NOV. 13	@	Los Angeles	6-5	W	9-6-1	19	56	FEB. 8		LOS ANGELES	3-1	W	31-20-5	67
17	NOV. 14	@	Vancouver	3-2	W	10-6-1	21	57	FEB. 14	@	Montreal	5-2	L	31-21-5	67
18	NOV. 16		NY ISLANDERS	3-1	W	11-6-1	23	58	FEB. 17	@	Quebec	3-3	T	31-21-6	68
19	NOV. 18		PITTSBURGH	3-1	W	12-6-1	25	59	FEB. 18	@	Detroit	5-2	L	31-22-6	68
20	NOV. 21		LOS ANGELES	4-1	L	12-7-1	25	60	FEB. 20		BOSTON	6-2	W	32-22-6	70
21	NOV. 23		LOS ANGELES	3-2	W	13-7-1	27	61	FEB. 22		EDMONTON	5-2	W	33-22-6	72
22	NOV. 26	@	Edmonton	4-3	L	13-8-1	27	62	FEB. 24	@	Los Angeles	8-3	L	33-23-6	72
23	NOV. 27	@	Calgary	4-3	W	14-8-1	29	63	FEB. 26	@	Los Angeles	4-3	W	34-23-6	74
24	NOV. 29	@	Vancouver	6-3	W	15-8-1	31	64	FEB. 28	@	Calgary	5-3	L	34-24-6	74
25	DEC. 3		WASHINGTON	3-3	T	15-8-2	32	65	MAR. 1		CALGARY	6-3	W	35-24-6	76
26	DEC. 5		NY RANGERS	6-3	L	15-9-2	32	66	MAR. 4	@	Chicago	3-2	L	35-25-6	76
27	DEC. 7		VANCOUVER	3-1	L	15-10-2	32	67	MAR. 5	@	St. Louis	1-1	T	35-25-7	77
28	DEC. 10		EDMONTON	7-4	L	15-11-2	32	68	MAR. 8		PITTSBURGH	5-3	L	35-26-7	77
29	DEC. 12	@	Edmonton	6-1	L	15-12-2	32	69	MAR. 11		MONTREAL	2-1	W	36-26-7	79
30	DEC. 14		PHILADELPHIA	4-1	L	15-13-2	32	70	MAR. 13		HARTFORD	3-0	L	36-27-7	79
31	DEC. 17	@	Chicago	5-1	L	15-14-2	32	71	MAR. 15		DETROIT	1-1	T	36-27-8	80
32	DEC. 18	@	St. Louis	3-3	T	15-14-3	33	72	MAR. 18		NEW JERSEY	4-3	W	37-27-8	82
33	DEC. 21		QUEBEC	4-4	T	15-14-4	34	73	MAR. 20	@	Vancouver	6-5	L	37-28-8	82
34	DEC. 23	@	Edmonton	2-1	W	16-14-4	36	74	MAR. 22		VANCOUVER	3-2	W	38-28-8	84
35	DEC. 26	@	Minnesota	4-2	L	16-15-4	36	75	MAR. 25		CALGARY	10-1	W	39-28-8	86
36	DEC. 28		MINNESOTA	5-4	W	17-15-4	38	76	MAR. 26	@	Calgary	3-1	L	39-29-8	86
37	DEC. 31	@	Toronto	6-1	L	17-16-4	38	77	MAR. 29		TORONTO	6-2	L	39-30-8	86
38	JAN. 2	@	Buffalo	6-3	W	18-16-4	40	78	MAR. 31	@	Edmonton	5-4	L	39-31-8	86
39	JAN. 4		VANCOUVER	4-2	W	19-16-4	42	79	APR. 3	@	Vancouver	6-4	L	39-32-8	86
40	JAN. 7		BUFFALO	4-2	L	19-17-4	42	80	APR. 5	@	Calgary	3-1	W	40-32-8	88

33-36-11 (77 points), 3rd Smythe Division

PLAYER	GP	G	A	PTS	PIM	PLAYER	GP	G	A	PTS	PIM
Dale Hawerchuk	80	44	77	121	59	Brad Jones	19	2	5	7	15
Paul MacLean	77	40	39	79	76	Brad Berry	48	0	6	6	75
Andrew McBain	74	32	31	63	145	Randy Gilhen	13	3	2	5	15
Randy Carlyle	78	15	44	59	210	Pat Elynuik	13	1	3	4	12
Dave Ellett	68	13	45	58	106	Jim Kyte	51	1	3	4	128
Thomas Steen	76	16	38	54	53	Peter Douris	4	0	2	2	0
Mario Marois	79	7	44	51	111	Daniel Berthiaume	56	0	2	2	12
Laurie Boschman	80	25	23	48	227	Joel Baillargeon	4	0	1	1	12
Iain Duncan	62	19	23	42	73	#Jim Nill	24	0	1	1	44
Ray Neufeld	78	18	18	36	167	Todd Fichel	2	0	0	0	2
Doug Smail	71	15	16	31	34	Alfie Turcotte	3	0	0	0	0
Peter Taglianetti	70	6	17	23	182	Guy Gosselin	5	0	0	0	6
Gilles Hamel	63	8	11	19	35	*Paul Boutilier	6	0	0	0	6
Hannu Jarvenpaa	41	6	11	17	34	Steve Penney	8	0	0	0	0
Fredrik Olausson	38	5	10	15	18	Dwight Schofield	18	0	0	0	33
Steve Rooney	56	7	6	13	217	Eldon Reddick	28	0	0	0	6
Ron Wilson	69	5	8	13	28	Tim Watters	36	0	0	0	106
*Mark Kumpel	32	4	4	8	19						

GOALTENDER	GP	MIN	GAA	W-L-T	SO	GA	SA	SV%
Daniel Berthiaume	56	3010	3.51	22-19-7	2	176	1489	.882
Eldon Reddick	28	1487	4.12	9-13-3	0	102	712	.857
Steve Penney	8	385	4.68	2-4-1	0	30	186	.839

* - Acquired during season # - Relocated during season

#	DATE	H/R	OPPONENT	SCORE	RES	RECORD	PTS	#	DATE	H/R	OPPONENT	SCORE	RES	RECORD	PTS
1	OCT. 10	@	Calgary	5-1	W	1-0-0	2	41	JAN. 12	@	Vancouver	5-3	W	18-18-5	41
2	OCT. 12		CALGARY	3-2	W	2-0-0	4	42	JAN. 13	@	Vancouver	8-2	L	18-19-5	41
3	OCT. 17	@	Minnesota	5-2	W	3-0-0	6	43	JAN. 15	@	Edmonton	4-4	T	18-19-6	42
4	OCT. 18	@	Chicago	6-4	L	3-1-0	6	44	JAN. 17		VANCOUVER	6-5	L	18-20-6	42
5	OCT. 20	@	St. Louis	6-2	L	3-2-0	6	45	JAN. 19		ST. LOUIS	3-0	W	19-20-6	44
6	OCT. 23		LOS ANGELES	4-3	W	4-2-0	8	46	JAN. 23		LOS ANGELES	5-3	W	20-20-6	46
7	OCT. 25		LOS ANGELES	2-1	L	4-3-0	8	47	JAN. 24		LOS ANGELES	2-1	L	20-21-6	46
8	OCT. 28		DETROIT	5-1	L	4-4-0	8	48	JAN. 26	@	Washington	3-2	W	21-21-6	48
9	OCT. 30		WASHINGTON	3-2	W	5-4-0	10	49	JAN. 27	@	Pittsburgh	4-1	W	22-21-6	50
10	NOV. 1		VANCOUVER	7-3	W	6-4-0	12	50	JAN. 30	@	Philadelphia	4-3	L	22-22-6	50
11	NOV. 4	@	Toronto	7-3	L	6-5-0	12	51	JAN. 31	@	Buffalo	4-4	T	22-22-7	51
12	NOV. 6		CHICAGO	6-3	W	7-5-0	14	52	FEB. 3		CALGARY	9-0	W	23-22-7	53
13	NOV. 8		VANCOUVER	3-1	W	8-5-0	16	53	FEB. 5		CHICAGO	1-1	T	23-22-8	54
14	NOV. 10		CALGARY	4-3	W	9-5-0	18	54	FEB. 6	@	Minnesota	8-8	T	23-22-9	55
15	NOV. 12	@	New Jersey	1-1	T	9-5-1	19	55	FEB. 12		BUFFALO	7-5	W	24-22-9	57
16	NOV. 14	@	NY Islanders	7-3	L	9-6-1	19	56	FEB. 14		QUEBEC	3-2	W	25-22-9	59
17	NOV. 15	@	NY Rangers	6-4	L	9-7-1	19	57	FEB. 16	@	Quebec	7-3	W	26-22-9	61
18	NOV. 18		BOSTON	4-3	L	9-8-1	19	58	FEB. 17	@	Hartford	4-3	L	26-23-9	61
19	NOV. 20		NY RANGERS	4-3	L	9-9-1	19	59	FEB. 19		WASHINGTON	6-0	L	26-24-9	61
20	NOV. 22		EDMONTON	4-3	W	10-9-1	21	60	FEB. 21		EDMONTON	4-3	L	26-25-9	61
21	NOV. 25	@	Detroit	10-8	L	10-10-1	21	61	FEB. 23	@	Pittsburgh	4-3	W	27-25-9	63
22	NOV. 26	@	Boston	5-3	L	10-11-1	21	62	FEB. 24	@	New Jersey	3-1	W	28-25-9	65
23	NOV. 28		MONTREAL	7-3	L	10-12-1	21	63	FEB. 27	@	Montreal	6-0	L	28-26-9	65
24	DEC. 1	@	Los Angeles	7-6	W	11-12-1	23	64	FEB. 28	@	Buffalo	5-3	L	28-27-9	65
25	DEC. 3	@	Los Angeles	5-4	W	12-12-1	25	65	MAR. 1		HARTFORD	6-3	W	29-27-9	67
26	DEC. 9	@	Edmonton	2-0	L	12-13-1	25	66	MAR. 3		VANCOUVER	4-3	W	30-27-9	69
27	DEC. 11		QUEBEC	3-3	T	12-13-2	26	67	MAR. 5	@	Toronto	10-1	W	31-27-9	71
28	DEC. 13		PHILADELPHIA	4-3	L	12-14-2	26	68	MAR. 7		EDMONTON	6-0	L	31-28-9	71
29	DEC. 16	@	Calgary	5-4	L	12-15-2	26	69	MAR. 9		CALGARY	6-6	T	31-28-10	72
30	DEC. 18	@	Edmonton	5-5	T	12-15-3	27	70	MAR. 10	@	Calgary	5-3	L	31-29-10	72
31	DEC. 20		NEW JERSEY	4-1	W	13-15-3	29	71	MAR. 13		PITTSBURGH	5-4	L	31-30-10	72
32	DEC. 22		NY ISLANDERS	5-2	W	14-15-3	31	72	MAR. 16		MONTREAL	4-1	L	31-31-10	72
33	DEC. 26		MINNESOTA	5-4	W	15-15-3	33	73	MAR. 19	@	Edmonton	4-1	L	31-32-10	72
34	DEC. 28	@	Los Angeles	5-2	W	16-15-3	35	74	MAR. 20		NY ISLANDERS	6-0	L	31-33-10	72
35	DEC. 30	@	Los Angeles	6-4	L	16-16-3	35	75	MAR. 22	@	Hartford	4-3	L	31-34-10	72
36	DEC. 31	@	Vancouver	2-1	L	16-17-3	35	76	MAR. 24	@	Boston	4-3	L	31-35-10	72
37	JAN. 3		DETROIT	4-4	T	16-17-4	36	77	MAR. 26	@	Philadelphia	6-0	L	31-36-10	72
38	JAN. 6	@	Calgary	6-1	L	16-18-4	36	78	MAR. 29	@	Vancouver	3-2	W	32-36-10	74
39	JAN. 8		EDMONTON	4-4	T	16-18-5	37	79	APR. 1		NY RANGERS	6-6	T	32-36-11	75
40	JAN. 10		TORONTO	4-3	W	17-18-5	39	80	APR. 3		ST. LOUIS	5-4	W	33-36-11	77

26-42-12 (64 points), 5th Smythe Division

PLAYER	GP	G	A	PTS	PIM	PLAYER	GP	G	A	PTS	PIM
Dale Hawerchuk	75	41	55	96	28	Brent Hughes	28	3	2	5	82
Thomas Steen	80	27	61	88	80	#Dave Hunter	34	3	1	4	61
Andrew McBain	80	37	40	77	71	Alfie Turcotte	14	1	3	4	2
Brent Ashton	75	31	37	68	36	#Alain Chevrier	22	0	4	4	2
Fredrik Olausson	75	15	47	62	32	Stu Kulak	18	2	0	2	24
Dave Ellett	75	22	34	56	62	#Mario Marois	7	1	1	2	17
Pat Elynuik	56	26	25	51	29	Markku Kyllonen	9	0	2	2	2
Iain Duncan	57	14	30	44	74	Tony Joseph	2	1	0	1	0
Randy Carlyle	78	6	38	44	78	*Moe Lemay	10	1	0	1	14
Laurie Boschman	70	10	26	36	163	Guy Larose	3	0	1	1	6
Doug Smail	47	14	15	29	52	Eldon Reddick	41	0	1	1	6
*Paul Fenton	59	14	9	23	33	Darren Boyko	1	0	0	0	0
*Gord Donnelly	57	6	10	16	228	Todd Flichel	1	0	0	0	0
Peter Taglianetti	66	1	14	15	226	#Gilles Hamel	1	0	0	0	0
Teppo Numminen	69	1	14	15	36	Tom Draper	2	0	0	0	0
Jim Kyte	74	3	9	12	190	Matt Hervey	2	0	0	0	4
Brad Jones	22	6	5	11	6	Bryan Marchment	2	0	0	0	2
Hannu Jarvenpaa	53	4	7	11	41	Paul Boutilier	3	0	0	0	4
Brad Berry	38	0	9	9	45	Steve Fletcher	3	0	0	0	5
Randy Gilhen	64	5	3	8	38	Daniel Berthiaume	9	0	0	0	0
#Ray Neufeld	31	5	2	7	52	Bob Essensa	20	0	0	0	0

GOALTENDER	GP	MIN	GAA	W-L-T	SO	GA	SA	SV%
Bob Essensa	20	1102	3.70	6-8-3	1	68	574	.882
Eldon Reddick	41	2109	4.10	11-17-7	0	144	1132	.873
#Alain Chevrier	22	1092	4.29	8-8-2	1	78	554	.859
Daniel Berthiaume	9	443	5.96	0-8-0	0	4	255	.827
Tom Draper	2	120	6.00	1-1-0	0	12	66	.818

* - Acquired during season # - Relocated during season

#	DATE	H/R	OPPONENT	SCORE	RES	RECORD	PTS	#	DATE	H/R	OPPONENT	SCORE	RES	RECORD	PTS
1	OCT. 6	@	Vancouver	2-2	T	0-0-1	0	41	JAN. 13	@	Vancouver	3-1	W	16-16-9	41
2	OCT. 9	@	Edmonton	5-4	L	0-1-1	1	42	JAN. 15		MINNESOTA	4-1	L	16-17-9	41
3	OCT. 12	@	Chicago	10-1	L	0-2-1	1	43	JAN. 18		EDMONTON	9-4	L	16-18-9	41
4	OCT. 14		VANCOUVER	4-3	W	1-2-1	3	44	JAN. 20		PITTSBURGH	7-3	W	17-18-9	43
5	OCT. 16		EDMONTON	3-3	T	1-2-2	4	45	JAN. 21		PHILADELPHIA	7-3	L	17-19-9	43
6	OCT. 19		BOSTON	5-2	L	1-3-2	4	46	JAN. 25	@	Pittsburgh	5-4	L	17-20-9	43
7	OCT. 23		WASHINGTON	3-2	W	2-3-2	6	47	JAN. 26	@	NY Islanders	8-6	L	17-21-9	43
8	OCT. 28		LOS ANGELES	7-4	L	2-4-2	6	48	JAN. 28	@	Boston	4-3	W	18-21-9	45
9	OCT. 30		LOS ANGELES	8-4	W	3-4-2	8	49	JAN. 31	@	St. Louis	5-3	L	18-22-9	45
10	NOV. 1	@	NY Islanders	8-1	W	4-4-2	10	50	FEB. 1	@	Chicago	7-4	L	18-23-9	45
11	NOV. 3	@	New Jersey	3-3	T	4-4-3	11	51	FEB. 3		BOSTON	4-2	L	18-24-9	45
12	NOV. 5	@	Montreal	7-2	L	4-5-3	11	52	FEB. 5		DETROIT	6-2	L	18-25-9	45
13	NOV. 8	@	Quebec	8-4	W	5-5-3	13	53	FEB. 9	@	NY Rangers	4-3	L	18-26-9	45
14	NOV. 11		CHICAGO	6-5	L	5-6-3	13	54	FEB. 11	@	Hartford	7-3	L	18-27-9	45
15	NOV. 13		MONTREAL	7-3	W	6-6-3	15	55	FEB. 13	@	Detroit	2-2	T	18-27-10	46
16	NOV. 16	@	EDMONTON	2-1	W	7-6-3	17	56	FEB. 15		CALGARY	6-1	L	18-28-10	46
17	NOV. 18		TORONTO	3-0	W	8-6-3	19	57	FEB. 17		NEW JERSEY	3-2	W	19-28-10	48
18	NOV. 20		EDMONTON	7-4	W	9-6-3	21	58	FEB. 19		HARTFORD	7-6	W	20-28-10	50
19	NOV. 25	@	Detroit	6-3	L	9-7-3	21	59	FEB. 21	@	Quebec	4-3	L	20-29-10	50
20	NOV. 26	@	St. Louis	4-4	T	9-7-4	22	60	FEB. 22	@	Montreal	6-3	L	20-30-10	50
21	NOV. 29		NY RANGERS	4-3	L	9-8-4	22	61	FEB. 24	@	Buffalo	5-4	L	20-31-10	50
22	DEC. 2		VANCOUVER	6-3	W	10-8-4	24	62	FEB. 26		CALGARY	1-0	W	21-31-10	52
23	DEC. 4		CALGARY	6-3	L	10-9-4	24	63	MAR. 1		PHILADELPHIA	4-4	T	21-31-11	53
24	DEC. 6	@	Los Angeles	5-4	W	11-9-4	26	64	MAR. 3		EDMONTON	7-4	L	21-32-11	53
25	DEC. 8	@	Los Angeles	5-5	T	11-9-5	27	65	MAR. 5		NY ISLANDERS	4-3	L	21-33-11	53
26	DEC. 10	@	Edmonton	7-6	W	12-9-5	29	66	MAR. 7	@	Calgary	9-5	L	21-34-11	53
27	DEC. 11	@	Vancouver	8-6	L	12-10-5	29	67	MAR. 8	@	Vancouver	3-0	L	21-35-11	53
28	DEC. 14		BUFFALO	4-3	W	13-10-5	31	68	MAR. 10		PITTSBURGH	5-1	L	21-36-11	53
29	DEC. 17	@	Washington	6-3	L	13-11-5	31	69	MAR. 12		TORONTO	9-7	W	22-36-11	55
30	DEC. 18	@	Philadelphia	5-1	L	13-12-5	31	70	MAR. 14	@	Washington	6-3	L	22-37-11	55
31	DEC. 21		NEW JERSEY	5-5	T	13-12-6	32	71	MAR. 15	@	NY Rangers	6-3	W	23-37-11	57
32	DEC. 23		QUEBEC	5-4	L	13-13-6	32	72	MAR. 18	@	Toronto	10-2	W	24-37-11	59
33	DEC. 26	@	Minnesota	5-1	L	13-14-6	32	73	MAR. 20		BUFFALO	4-1	L	24-38-11	59
34	DEC. 28		ST. LOUIS	6-2	W	14-14-6	34	74	MAR. 23	@	Edmonton	5-4	L	24-39-11	59
35	DEC. 31	@	Calgary	4-4	T	14-14-7	35	75	MAR. 24		CALGARY	4-3	W	25-39-11	61
36	JAN. 4		VANCOUVER	4-2	W	15-14-7	37	76	MAR. 26		VANCOUVER	7-3	L	25-40-11	61
37	JAN. 6		LOS ANGELES	4-4	T	15-14-8	38	77	MAR. 28	@	Los Angeles	3-3	T	25-40-12	62
38	JAN. 8		LOS ANGELES	4-4	T	15-14-9	39	78	MAR. 29	@	Los Angeles	2-1	L	25-41-12	62
39	JAN. 10		HARTFORD	2-1	L	15-15-9	39	79	MAR. 31	@	Calgary	4-1	L	25-42-12	62
40	JAN. 11	@	Calgary	8-3	L	15-16-9	39	80	APR. 2		MINNESOTA	3-2	W	26-42-12	64

37-32-11 (85 points), 3rd Smythe Division

PLAYER	GP	G	A	PTS	PIM
Dale Hawerchuk	79	26	55	81	70
Pat Elynuik	80	32	42	74	83
Thomas Steen	53	18	48	66	35
Brent Ashton	79	22	34	56	37
Fredrik Olausson	77	9	46	55	32
Dave McLlwain	80	25	26	51	60
Paul Fenton	80	32	18	50	40
Doug Smail	79	25	24	49	63
Greg Paslawski	71	18	30	48	14
Dave Ellett	77	17	29	46	96
Teppo Numminen	79	11	32	43	20
Moe Mantha	73	2	26	28	28
Laurie Boschman	66	10	17	27	103
*Doug Evans	27	10	8	18	33
Randy Carlyle	53	3	15	18	50
Mark Kumpel	56	8	9	17	21
*Paul MacDermid	44	7	10	17	100

PLAYER	GP	G	A	PTS	PIM
Phil Sykes	48	9	6	15	26
#Randy Cunneyworth	28	5	6	11	34
Peter Taglianetti	49	3	6	9	136
Gord Donnelly	55	3	3	6	222
Shawn Cronin	61	0	4	4	243
Brent Hughes	11	1	2	3	33
Brad Berry	12	1	2	3	6
Danton Cole	2	1	1	2	0
Bryan Marchment	7	0	2	2	28
Brian McReynolds	9	0	2	2	4
Bob Essensa	36	0	2	2	0
Todd Fichel	3	0	1	1	2
#Daniel Berthiaume	24	0	1	1	6
Brad Jones	2	0	0	0	0
Tom Draper	6	0	0	0	0
Stephane Beauregard	19	0	0	0	4

GOALTENDER	GP	MIN	GAA	W-L-T	SO	GA	SA	SV%
Bob Essensa	36	2035	3.15	18-9-5	1	107	988	.892
Stephane Beauregard	19	1079	3.28	7-8-3	0	59	570	.896
#Daniel Berthiaume	24	1387	3.72	10-11-3	1	86	667	.871
Tom Draper	6	359	4.35	2-4-0	0	26	153	.830

* - Acquired during season # - Relocated during season

#	DATE	H/R	OPPONENT	SCORE	RES	RECORD	PTS	#	DATE	H/R	OPPONENT	SCORE	RES	RECORD	PTS
1	OCT. 6		NY RANGERS	4-1	L	0-1-0	0	41	JAN. 8	@	New Jersey	4-3	W	19-17-5	43
2	OCT. 8		PHILADELPHIA	5-3	W	1-1-0	2	42	JAN. 10		WASHINGTON	6-1	W	20-17-5	45
3	OCT. 10	@	Pittsburgh	5-1	L	1-2-0	2	43	JAN. 12		DETROIT	7-5	W	21-17-5	47
4	OCT. 12	@	Detroit	5-4	L	1-3-0	2	44	JAN. 14		ST. LOUIS	6-5	W	22-17-5	49
5	OCT. 14	@	Toronto	5-1	W	2-3-0	4	45	JAN. 16		QUEBEC	8-6	L	22-18-5	49
6	OCT. 18	@	Edmonton	7-2	L	2-4-0	4	46	JAN. 17	@	Edmonton	6-3	L	22-19-5	49
7	OCT. 20		CHICAGO	4-2	L	2-5-0	4	47	JAN. 19		NY ISLANDERS	6-4	L	22-20-5	49
8	OCT. 22		EDMONTON	5-4	W	3-5-0	6	48	JAN. 23	@	Washington	4-3	W	23-20-5	51
9	OCT. 25		WASHINGTON	6-4	W	4-5-0	8	49	JAN. 25	@	Philadelphia	8-6	L	23-21-5	51
10	OCT. 27		LOS ANGELES	3-1	L	4-6-0	8	50	JAN. 27	@	St. Louis	3-3	T	23-21-6	52
11	OCT. 29		LOS ANGELES	6-1	W	5-6-0	10	51	JAN. 29	@	Minnesota	4-2	L	23-22-6	52
12	NOV. 1	@	Calgary	5-3	L	5-7-0	10	52	JAN. 31		TORONTO	5-5	T	23-22-7	53
13	NOV. 3	@	Vancouver	3-2	W	6-7-0	12	53	FEB. 2		VANCOUVER	8-1	W	24-22-7	55
14	NOV. 5	@	Chicago	4-3	L	6-8-0	12	54	FEB. 4		CHICAGO	7-3	W	25-22-7	57
15	NOV. 8		VANCOUVER	3-2	W	7-8-0	14	55	FEB. 6	@	Vancouver	5-3	L	25-23-7	57
16	NOV. 10		HARTFORD	4-2	L	7-9-0	14	56	FEB. 8	@	Los Angeles	5-1	W	26-23-7	59
17	NOV. 12		CALGARY	3-2	W	8-9-0	16	57	FEB. 11	@	Edmonton	7-4	L	26-24-7	59
18	NOV. 14	@	Quebec	5-3	W	9-9-0	18	58	FEB. 14		BOSTON	3-2	W	27-24-7	61
19	NOC. 15	@	Montreal	5-1	L	9-10-0	18	59	FEB. 16		PITTSBURGH	3-3	T	27-24-8	62
20	NOV. 18	@	Philadelphia	1-0	W	10-10-0	20	60	FEB. 18		CALGARY	5-1	W	28-24-8	64
21	NOV. 20	@	NY Rangers	3-3	T	10-10-1	21	61	FEB. 20		BUFFALO	4-3	L	28-25-8	64
22	NOV. 21	@	NY Islanders	4-3	W	11-10-1	23	62	FEB. 22	@	New Jersey	4-2	W	29-25-8	66
23	NOV. 23		ST. LOUIS	5-2	L	11-11-1	23	63	FEB. 24	@	Hartford	3-1	W	30-25-8	68
24	NOV. 25		NEW JERSEY	3-1	L	11-12-1	23	64	FEB. 25	@	Buffalo	3-1	L	30-26-8	68
25	NOV. 29		NY RANGERS	5-4	W	12-12-1	25	65	FEB. 27	@	Minnesota	8-3	L	30-27-8	68
26	DEC. 1		DETROIT	3-3	T	12-12-2	26	66	MAR. 2		LOS ANGELES	9-3	W	31-27-8	70
27	DEC. 2		NY ISLANDERS	6-3	L	12-13-2	26	67	MAR. 4		LOS ANGELES	5-2	W	32-27-8	72
28	DEC. 6	@	Calgary	4-3	W	13-13-2	28	68	MAR. 7		QUEBEC	6-3	W	33-27-8	74
29	DEC. 8		MONTREAL	6-6	T	13-13-3	29	69	MAR. 9		EDMONTON	7-5	W	34-27-8	76
30	DEC. 10		CALGARY	4-1	W	14-13-3	31	70	MAR. 11		CALGARY	6-4	L	34-28-8	76
31	DEC. 13		VANCOUVER	3-3	T	14-13-4	32	71	MAR. 12	@	Calgary	5-4	L	34-29-8	76
32	DEC. 15	@	Detroit	3-3	T	14-13-5	33	72	MAR. 15	@	Boston	3-3	T	34-29-9	77
33	DEC. 19	@	Los Angeles	9-5	L	14-14-5	33	73	MAR. 17	@	Toronto	5-4	W	35-29-9	79
34	DEC. 21	@	Edmonton	3-2	L	14-15-5	33	74	MAR. 18	@	Buffalo	4-3	L	35-30-9	79
35	DEC. 26		MINNESOTA	5-3	W	15-15-5	35	75	MAR. 21		MONTREAL	3-2	W	36-30-9	81
36	DEC. 29	@	Calgary	2-1	W	16-15-5	37	76	MAR. 23		VANCOUVER	4-2	L	36-31-9	81
37	DEC. 31		EDMONTON	3-2	W	17-15-5	39	77	MAR. 25	@	Vancouver	3-3	T	36-31-10	82
38	JAN. 3	@	Hartford	4-2	W	18-15-5	41	78	MAR. 27	@	Los Angeles	4-4	T	36-31-11	83
39	JAN. 4	@	Boston	4-2	L	18-16-5	41	79	MAR. 29	@	Los Angeles	1-0	W	37-31-11	85
40	JAN. 6	@	Pittsburgh	5-3	L	18-17-5	41	80	APR. 1		EDMONTON	4-2	L	37-32-11	85

26-43-11 (63 points), 5th Smythe Division

PLAYER	GP	G	A	PTS	PIM	PLAYER	GP	G	A	PTS	PIM
Phil Housley	78	23	53	76	24	Mike Eagles	44	0	9	9	79
Thomas Steen	58	19	48	67	49	#Paul Fenton	17	4	4	8	18
Pat Elynuik	80	31	34	65	73	Gord Donnelly	57	3	4	7	265
*Ed Olczyk	61	26	31	57	69	Bryan Erickson	6	0	7	7	0
Fredrik Olausson	71	12	29	41	24	Shawn Cronin	67	1	5	6	189
Paul MacDermid	69	15	21	36	128	Sergei Kharin	7	2	3	5	2
Brent Ashton	61	12	24	36	58	Bryan Marchment	28	2	2	4	91
Doug Evans	70	7	27	34	108	#Doug Smail	15	1	2	3	10
Teppo Numminen	80	8	25	33	28	*Don Barber	16	1	2	3	14
Randy Carlyle	52	9	19	28	44	Bob Essensa	55	0	3	3	6
Dave McLlwain	60	14	11	25	46	Craig Duncanson	7	2	0	2	16
Danton Cole	66	13	11	24	24	Kris Draper	3	1	0	1	5
Moe Mantha	57	9	15	24	33	Luciano Borsato	1	0	1	1	2
Phil Sykes	70	12	10	22	59	Stephane Beauregard	16	0	1	1	2
Scott Arniel	75	5	17	22	87	Rick Tabaracci	24	0	1	1	8
#Greg Paslawski	43	9	10	19	10	Rudy Poeschek	1	0	0	0	5
*Mark Osborne	37	8	8	16	59	Iain Duncan	2	0	0	0	2
#Dave Ellett	17	4	7	11	6	Simon Wheeldon	4	0	0	0	4
Mark Kumpel	53	7	3	10	10	Guy Larose	7	0	0	0	8

GOALTENDER	GP	MIN	GAA	W-L-T	SO	GA	SA	SV%
Bob Essensa	55	2916	3.15	19-24-6	4	153	1496	.898
Rick Tabaracci	24	1093	3.90	4-9-4	1	71	570	.875
Stephane Beauregard	16	836	3.95	3-10-1	0	55	423	.870

* - Acquired during season # - Relocated during season

#	DATE	H/R	OPPONENT	SCORE	RES	RECORD	PTS	#	DATE	H/R	OPPONENT	SCORE	RES	RECORD	PTS
1	OCT. 4		TORONTO	7-1	W	1-0-0	2	41	DEC. 28		BOSTON	6-0	W	12-22-7	31
2	OCT. 6	@	Edmonton	3-3	T	1-0-1	3	42	DEC. 31		VANCOUVER	2-1	W	13-22-7	33
3	OCT. 8		CALGARY	4-3	L	1-1-1	3	43	JAN. 2		CALGARY	3-3	T	13-22-8	34
4	OCT. 10		BOSTON	4-2	L	1-2-1	3	44	JAN. 4	@	Buffalo	4-1	L	13-23-8	34
5	OCT. 12	@	Washington	3-1	L	1-3-1	3	45	JAN. 5	@	Hartford	4-3	L	13-24-8	34
6	OCT. 13	@	Philadelphia	4-3	L	1-4-1	3	46	JAN. 7	@	Boston	5-2	L	13-25-8	34
7	OCT. 16	@	NY Islanders	4-1	L	1-5-1	3	47	JAN. 11		CHICAGO	3-1	L	13-26-8	34
8	OCT. 17	@	NY Rangers	5-3	L	1-6-1	3	48	JAN. 13		CALGARY	4-3	W	14-26-8	36
9	OCT. 19		VANCOUVER	7-5	W	2-6-1	5	49	JAN. 15	@	Calgary	7-5	L	14-27-8	36
10	OCT. 24		EDMONTON	3-1	W	3-6-1	7	50	JAN. 16	@	Vancouver	2-1	W	15-27-8	38
11	OCT. 26		LOS ANGELES	6-2	W	4-6-1	9	51	JAN. 21		MINNESOTA	2-0	W	16-27-8	40
12	OCT. 28		LOS ANGELES	6-2	L	4-7-1	9	52	JAN. 25		NY ISLANDERS	8-1	W	17-27-8	42
13	OCT. 31	@	Edmonton	1-0	W	5-7-1	11	53	JAN. 27		EDMONTON	3-2	L	17-28-8	42
14	NOV. 1	@	Calgary	2-1	L	5-8-1	11	54	JAN. 29	@	Quebec	5-2	W	18-28-8	44
15	NOV. 3	@	Vancouver	5-3	W	6-8-1	13	55	JAN. 30	@	Montreal	8-4	L	18-29-8	44
16	NOV. 6		PHILADELPHIA	4-2	L	6-9-1	13	56	FEB. 2	@	Washington	4-2	W	19-29-8	46
17	NOV. 9		HARTFORD	5-4	W	7-9-1	15	57	FEB. 3	@	NY Rangers	4-3	W	20-29-8	48
18	NOV. 11	@	Chicago	3-3	T	7-9-2	16	58	FEB. 6		TORONTO	5-5	T	20-29-9	49
19	NOV. 12	@	Toronto	5-2	L	7-10-2	16	59	FEB. 8		PITTSBURGH	6-2	W	21-29-9	51
20	NOV. 14		PITTSBURGH	6-4	L	7-11-2	16	60	FEB. 10		BUFFALO	2-0	L	21-30-9	51
21	NOV. 16		NY RANGERS	6-4	L	7-12-2	16	61	FEB. 12	@	Detroit	6-1	L	21-31-9	51
22	NOV. 18		ST. LOUIS	4-3	W	8-12-2	18	62	FEB. 14	@	New Jersey	3-3	T	21-31-10	52
23	NOV. 20	@	St. Louis	4-2	L	8-13-2	18	63	FEB. 17		QUEBEC	6-0	W	22-31-10	54
24	NOV. 22	@	NY Islanders	3-1	L	8-14-2	18	64	FEB. 20		VANCOUVER	5-5	T	22-31-11	55
25	NOV. 24	@	Quebec	11-4	W	9-14-2	20	65	FEB. 22		LOS ANGELES	6-4	L	22-32-11	55
26	NOV. 25	@	Montreal	4-3	L	9-15-2	20	66	FEB. 24		LOS ANGELES	5-3	L	22-33-11	55
27	NOV. 28		CALGARY	2-2	T	9-15-3	21	67	FEB. 26		HARTFORD	5-4	W	23-33-11	57
28	NOV. 30		MINNESOTA	4-2	L	9-16-3	21	68	FEB. 28	@	Los Angeles	4-2	L	23-34-11	57
29	DEC. 2		VANCOUVER	5-1	L	9-17-3	21	69	MAR. 2	@	Los Angeles	6-3	L	23-35-11	57
30	DEC. 3		NEW JERSEY	4-4	T	9-17-4	22	70	MAR. 5		EDMONTON	5-4	L	23-36-11	57
31	DEC. 5	@	Los Angeles	3-3	T	9-17-5	23	71	MAR. 8		WASHINGTON	2-1	L	23-37-11	57
32	DEC. 8	@	Los Angeles	4-4	T	9-17-6	24	72	MAR. 10		NEW JERSEY	4-3	W	24-37-11	59
33	DEC. 11	@	St. Louis	3-3	T	9-17-7	25	73	MAR. 12	@	Calgary	5-3	L	24-38-11	59
34	DEC. 13	@	Chicago	5-4	L	9-18-7	25	74	MAR. 13		BUFFALO	6-2	L	24-39-11	59
35	DEC. 15		MONTREAL	4-2	W	10-18-7	27	75	MAR. 15		EDMONTON	4-3	W	25-39-11	61
36	DEC. 16		PHILADELPHIA	4-2	L	10-19-7	27	76	MAR. 18	@	Calgary	4-3	L	25-40-11	61
37	DEC. 18	@	Pittsburgh	9-2	L	10-20-7	27	77	MAR. 22	@	Vancouver	3-1	L	25-41-11	61
38	DEC. 20	@	Detroit	3-1	L	10-21-7	27	78	MAR. 23	@	Edmonton	3-0	W	26-41-11	63
39	DEC. 22		DETROIT	5-2	L	10-22-7	27	79	MAR. 28	@	Vancouver	3-2	L	26-42-11	63
40	DEC. 26	@	Minnesota	6-4	W	11-22-7	29	80	MAR. 31	@	Edmonton	6-3	L	26-43-11	63

33-32-15 (81 points), 4th Smythe Division

PLAYER	GP	G	A	PTS	PIM	PLAYER	GP	G	A	PTS	PIM
Phil Housley	74	23	63	86	92	Phil Sykes	52	4	2	6	72
Ed Olczyk	64	32	33	65	67	Bryan Erickson	10	2	4	6	0
Fredrik Olausson	77	20	42	62	34	Dean Kennedy	18	2	4	6	21
Pat Elynuik	60	25	25	50	65	*Mike Lalor	15	2	3	5	14
Troy Murray	74	17	30	47	69	*Petri Skriko	15	2	3	5	4
*Darrin Shannon	68	13	26	39	41	*Mario Marois	34	1	3	4	34
Teppo Numminen	80	5	34	39	32	#Moe Mantha	12	0	4	4	6
Thomas Steen	38	13	25	38	29	Shawn Cronin	65	0	4	4	271
Luciano Borsato	56	15	21	36	45	*Lucien DeBlois	11	1	2	3	2
#Paul MacDermid	59	10	11	21	151	#Don Barber	11	0	3	3	4
Stu Barnes	46	8	9	17	26	Kris Draper	10	2	0	2	2
Mike Eagles	65	7	10	17	118	#Dave McLlwain	3	1	1	2	2
#Mark Osborne	43	4	12	16	65	Bob Essensa	47	0	2	2	2
Doug Evans	30	7	7	14	68	#Brent Ashton	7	1	0	1	4
Danton Cole	52	7	5	12	32	Rob Murray	9	0	1	1	18
Igor Ulanov	27	2	9	11	67	Rick Tabaracci	18	0	1	1	4
Randy Carlyle	66	1	9	10	54	Bob Joyce	1	0	0	0	0
Aaron Broten	25	4	5	9	14	Michael O'Neill	1	0	0	0	0
Mike Hartman	75	4	4	8	264	Jason Cirone	3	0	0	0	2
Keith Tkachuk	17	3	5	8	28	#Gord Donnelly	4	0	0	0	11
Russ Romaniuk	27	3	5	8	18	Rudy Poeschek	4	0	0	0	17
John Leblanc	16	6	1	7	6	Kent Paynter	5	0	0	0	4
Evgeny Davydov	12	4	3	7	8	Stephane Beauregard	26	0	0	0	0

GOALTENDER	GP	MIN	GAA	W-L-T	SO	GA	SA	SV%
Bob Essensa	47	2627	2.88	21-17-6	5	126	1407	.910
Stephane Beauregard	26	1267	2.89	6-8-6	2	61	611	.900
Rick Tabaracci	18	966	3.23	6-7-3	0	52	470	.889
Michael O'Neill	1	13	4.62	0-0-0	0	1	7	.857

* - Acquired during season # - Relocated during season

#	DATE	H/R	OPPONENT	SCORE	RES	RECORD	PTS	#	DATE	H/R	OPPONENT	SCORE	RES	RECORD	PTS
1	OCT. 4		LOS ANGELES	6-3	L	0-1-0	0	41	JAN. 2	@	Boston	3-1	W	17-16-8	42
2	OCT. 6		CALGARY	5-3	W	1-1-0	2	42	JAN. 4	@	Pittsburgh	3-2	L	17-17-8	42
3	OCT. 8		VANCOUVER	3-2	L	1-2-0	2	43	JAN. 6	@	NY Rangers	4-2	L	17-18-8	42
4	OCT. 10	@	San Jose	5-4	W	2-2-0	4	44	JAN. 8		EDMONTON	5-2	W	18-18-8	44
5	OCT. 12	@	Los Angeles	3-3	T	2-2-1	5	45	JAN. 10		CHICAGO	6-2	W	19-18-8	46
6	OCT. 16		HARTFORD	3-2	L	2-3-1	5	46	JAN. 12		SAN JOSE	4-3	L	19-19-8	46
7	OCT. 19		TORONTO	4-2	W	3-3-1	7	47	JAN. 14		VANCOUVER	4-2	L	19-20-8	46
8	OCT. 22	@	NY Islanders	1-1	T	3-3-2	8	48	JAN. 21	@	Hartford	3-3	T	19-20-9	47
9	OCT. 23	@	Detroit	3-2	W	4-3-2	10	49	JAN. 23	@	Philadelphia	1-0	W	20-20-9	49
10	OCT. 25		PHILADELPHIA	2-0	W	5-3-2	12	50	JAN. 25	@	Quebec	2-1	L	20-21-9	49
11	OCT. 27		WASHINGTON	6-5	W	6-3-2	14	51	JAN. 26	@	Buffalo	5-2	L	20-22-9	49
12	OCT. 29	@	Quebec	7-2	L	6-4-2	14	52	JAN. 28	@	Pittsburgh	4-0	W	21-22-9	51
13	OCT. 30	@	Montreal	6-1	L	6-5-2	14	53	JAN. 31		QUEBEC	4-4	T	21-22-10	52
14	NOV. 1		CALGARY	7-6	L	6-6-2	14	54	FEB. 2		SAN JOSE	6-0	W	22-22-10	54
15	NOV. 3		ST. LOUIS	3-3	T	6-6-3	15	55	FEB. 4		BOSTON	3-3	T	22-22-11	55
16	NOV. 5	@	Vancouver	2-2	T	6-6-4	16	56	FEB. 7		CALGARY	4-1	W	23-22-11	57
17	NOV. 8		PITTSBURGH	3-1	L	6-7-4	16	57	FEB. 13	@	Minnesota	6-1	L	23-23-11	57
18	NOV. 11		LOS ANGELES	6-2	W	7-7-4	18	58	FEB. 15	@	Toronto	3-1	W	24-23-11	59
19	NOV. 14	@	St. Louis	2-1	L	7-8-4	18	59	FEB. 17	@	NY Islanders	5-4	L	24-24-11	59
20	NOV. 16	@	New Jersey	1-0	W	8-8-4	20	60	FEB. 19		ST. LOUIS	4-3	L	24-25-11	59
21	NOV. 17	@	Philadelphia	2-1	W	9-8-4	22	61	FEB. 21		NEW JERSEY	6-4	W	25-25-11	61
22	NOV. 20		NY ISLANDERS	3-1	W	10-8-4	24	62	FEB. 23		LOS ANGELES	4-2	L	25-26-11	61
23	NOV. 23	@	Edmonton	4-0	W	11-8-4	26	63	FEB. 26	@	Edmonton	6-1	L	25-27-11	61
24	NOV. 25	@	Calgary	3-3	T	11-8-5	27	64	FEB. 28	@	Vancouver	5-3	L	25-28-11	61
25	NOV. 27		NY RANGERS	3-2	W	12-8-5	29	65	MAR. 1		EDMONTON	4-2	L	25-29-11	61
26	DEC. 1		CHICAGO	3-2	W	13-8-5	31	66	MAR. 3	@	Detroit	4-3	W	26-29-11	63
27	DEC. 4		BUFFALO	5-4	W	14-8-5	33	67	MAR. 6	@	Washington	3-3	T	26-29-12	64
28	DEC. 6		EDMONTON	4-4	T	14-8-6	34	68	MAR. 8	@	Minnesota	4-2	L	26-30-12	64
29	DEC. 8		WASHINGTON	4-3	W	15-8-6	36	69	MAR. 11		SAN JOSE	3-0	W	27-30-12	66
30	DEC. 10	@	San Jose	3-3	T	15-8-7	37	70	MAR. 13		HARTFORD	1-0	L	27-31-12	66
31	DEC. 12	@	Los Angeles	2-1	L	15-9-7	37	71	MAR. 15		DETROIT	1-1	T	27-31-13	67
32	DEC. 14	@	Edmonton	7-5	L	15-10-7	37	72	MAR. 17	@	Los Angeles	5-4	L	27-32-13	67
33	DEC. 17	@	Calgary	7-4	L	15-11-7	37	73	MAR. 20	@	Vancouver	2-2	T	27-32-14	68
34	DEC. 19	@	Vancouver	3-1	L	15-12-7	37	74	MAR. 22		VANCOUVER	5-1	W	28-32-14	70
35	DEC. 21		CALGARY	7-2	W	16-12-7	39	75	MAR. 25		MONTREAL	2-2	T	28-32-15	71
36	DEC. 23	@	Toronto	3-1	L	16-13-7	39	76	MAR. 27		LOS ANGELES	6-4	W	29-32-15	73
37	DEC. 26		MINNESOTA	3-2	L	16-14-7	39	77	MAR. 29		SAN JOSE	6-5	W	30-32-15	75
38	DEC. 27	@	Chicago	3-3	T	16-14-8	40	78	APR. 12	@	Calgary	4-3	W	31-32-15	77
39	DEC. 29		BOSTON	6-3	L	16-15-8	40	79	APR. 14	@	Edmonton	6-2	W	32-32-15	79
40	DEC. 31		NY RANGERS	5-2	L	16-16-8	40	80	APR. 16	@	San Jose	5-3	W	33-32-15	81

40-37-7 (87 points), 4th Smythe Division

PLAYER	GP	G	A	PTS	PIM	PLAYER	GP	G	A	PTS	PIM
Teemu Selanne	84	76	56	132	45	Mike Lalor	64	1	8	9	76
Phil Housley	80	18	79	97	52	Dean Kennedy	78	1	7	8	105
Alexei Zhamnov	68	25	47	72	58	#Troy Murray	29	3	4	7	34
Thomas Steen	80	22	50	72	75	Bob Essensa	67	0	5	5	2
Darrin Shannon	84	20	40	60	91	Russ Romaniuk	28	3	1	4	22
Fredrik Olausson	68	16	41	57	22	Randy Carlyle	22	1	1	2	14
Keith Tkachuk	83	28	23	51	201	Anatoli Fedotov	1	0	2	2	0
Evgeny Davydov	79	28	21	49	66	Andy Brickley	12	0	2	2	2
Teppo Numminen	66	7	30	37	33	Dallas Eakins	14	0	2	2	38
Luciano Borsato	67	15	20	35	38	#Mark Osiecki	4	1	0	1	2
Mike Eagles	84	8	18	26	131	Rob Murray	10	1	0	1	6
Sergei Bautin	71	5	18	23	96	Alan Kerr	7	0	1	1	2
Stu Barnes	38	12	10	22	10	Scott Levins	9	0	1	1	18
#Ed Olczyk	25	8	12	20	26	Bob Joyce	1	0	0	0	0
John Druce	50	6	14	20	37	Michael O'Neill	2	0	0	0	0
*Kris King	48	8	8	16	136	*Jim Hrivnak	3	0	0	0	0
Bryan Erickson	41	4	12	16	14	John Leblanc	3	0	0	0	2
Igor Ulanov	56	2	14	16	124	Kris Draper	7	0	0	0	2
*Tie Domi	49	3	10	13	249	#Rick Tabaracci	19	0	0	0	10

GOALTENDER	GP	MIN	GAA	W-L-T	SO	GA	SA	SV%
Bob Essensa	67	3855	3.53	33-26-6	2	227	2119	.893
*Jim Hrivnak	3	180	4.33	2-1-0	0	13	96	.865
#Rick Tabaracci	19	959	4.38	5-10-0	0	70	496	.859
Michael O'Neill	2	73	4.93	0-0-1	0	6	34	.824

* - Acquired during season # - Relocated during season

#	DATE	H/R	OPPONENT	SCORE	W-L-T	RECORD	PTS	#	DATE	H/R	OPPONENT	SCORE	W-L-T	RECORD	PTS
1	OCT. 6		DETROIT	4-1	W	1-0-0	2	43	JAN. 12		SAN JOSE	4-1	W	19-20-4	42
2	OCT. 8	@	San Jose	4-3	L	1-1-0	2	44	JAN. 13	@	Edmonton	4-1	W	20-20-4	44
3	OCT. 10	@	Los Angeles	6-3	L	1-2-0	2	45	JAN. 16	@	Los Angeles	5-2	W	21-20-4	46
4	OCT. 12	@	Vancouver	8-1	L	1-3-0	2	46	JAN. 18		HARTFORD	8-7	W	22-20-4	48
5	OCT. 14		EDMONTON	7-3	W	2-3-0	4	47	JAN. 19		CHICAGO	5-2	W	23-20-4	50
6	OCT. 16		VANCOUVER	6-2	L	2-4-0	4	48	JAN. 22	@	Calgary	4-4	T	23-20-5	51
7	OCT. 18	@	Philadelphia	5-4	L	2-5-0	4	49	JAN. 23		EDMONTON	8-5	W	24-20-5	53
8	OCT. 20	@	Detroit	5-3	L	2-6-0	4	50	JAN. 27	@	NY Rangers	5-2	L	24-21-5	53
9	OCT. 23		LOS ANGELES	4-2	W	3-6-0	6	51	JAN. 28	@	Boston	6-2	L	24-22-5	53
10	OCT. 26		WASHINGTON	6-2	W	4-6-0	8	52	JAN. 30	@	Hartford	6-3	W	25-22-5	55
11	OCT. 28		CALGARY	7-5	L	4-7-0	8	53	FEB. 1	@	Ottawa	4-4	T	25-22-6	56
12	OCT. 31	@	Quebec	3-2	L	4-8-0	8	54	FEB. 3		ST. LOUIS	4-2	L	25-23-6	56
13	NOV. 2	@	Montreal	2-1	L	4-9-0	8	55	FEB. 10		BUFFALO	6-2	L	25-24-6	56
14	NOV. 6		EDMONTON	6-1	L	4-10-0	8	56	FEB. 12		HARTFORD	6-2	L	25-25-6	56
15	NOV. 8	@	Vancouver	6-1	L	4-11-0	8	57	FEB. 14		SAN JOSE	3-2	L	25-26-6	56
16	NOV. 10		LOS ANGELES	4-4	T	4-11-1	9	58	FEB. 18	@	San Jose	5-3	L	25-27-6	56
17	NOV. 12	@	Minnesota	7-2	W	5-11-1	11	59	FEB. 20	@	Vancouver	4-2	L	25-28-6	56
18	NOV. 14	@	St. Louis	4-2	L	5-12-1	11	60	FEB. 22		OTTAWA	6-3	W	26-28-6	58
19	NOV. 17	@	Tampa Bay	6-5	W	6-12-1	13	61	FEB. 23	@	Ottawa	8-2	W	27-28-6	60
20	NOV. 19	@	Detroit	5-3	W	7-12-1	15	62	FEB. 26		VANCOUVER	7-4	L	27-29-6	60
21	NOV. 21		NY RANGERS	5-4	L	7-13-1	15	63	FEB. 28		MINNESOTA	7-6	W	28-29-6	62
22	NOV. 24		NY ISLANDERS	3-3	T	7-13-2	16	64	MAR. 2		QUEBEC	7-4	L	28-30-6	62
23	NOV. 27		SAN JOSE	3-2	W	8-13-2	18	65	MAR. 4	@	Edmonton	5-3	W	29-30-6	64
24	DEC. 2	@	Calgary	3-3	T	8-13-3	19	66	MAR. 6	@	Toronto	4-2	L	29-31-6	64
25	DEC. 5		MONTREAL	3-2	L	8-14-3	19	67	MAR. 7	@	Buffalo	2-1	L	29-32-6	64
26	DEC. 8	@	Pittsburgh	5-2	L	8-15-3	19	68	MAR. 9	@	Tampa Bay	4-2	W	30-32-6	66
27	DEC. 11	@	Washington	8-6	L	8-16-3	19	69	MAR. 12		VANCOUVER	3-2	L	30-33-6	66
28	DEC. 12	@	NY Islanders	4-3	W	9-16-3	21	70	MAR. 14		TAMPA BAY	3-1	W	31-33-6	68
29	DEC. 15		NEW JERSEY	4-3	W	10-16-3	23	71	MAR. 16	@	Los Angeles	8-4	L	31-34-6	68
30	DEC. 17	@	Chicago	5-1	L	10-17-3	23	72	MAR. 18	@	Vancouver	5-2	W	32-34-6	70
31	DEC. 19	@	St. Louis	1-0	W	11-17-3	25	73	MAR. 21		CALGARY	4-2	W	33-34-6	72
32	DEC. 21		SAN JOSE	5-4	W	12-17-3	27	74	MAR. 23		TORONTO	5-4	L	33-35-6	72
33	DEC. 23		CALGARY	4-3	L	12-18-3	27	75	MAR. 26		ST. LOUIS	4-2	W	34-35-6	74
34	DEC. 26	@	Minnesota	5-4	L	12-19-3	27	76	MAR. 28		LOS ANGELES	3-3	T	34-35-7	75
35	DEC. 27		MINNESOTA	7-4	W	13-19-3	29	77	MAR. 30	@	Calgary	5-4	W	35-35-7	77
36	DEC. 29		BOSTON	5-4	W	14-19-3	31	78	APR. 1	@	San Jose	9-5	W	36-35-7	79
37	DEC. 31		EDMONTON	3-2	W	15-19-3	33	79	APR. 3	@	Edmonton	6-4	W	37-35-7	81
38	JAN. 2	@	New Jersey	2-2	T	15-19-4	34	80	APR. 6		PHILADELPHIA	4-2	L	37-36-7	81
39	JAN. 3	@	Chicago	4-1	L	15-20-4	34	81	APR. 8		TORONTO	5-3	W	38-36-7	83
40	JAN. 5	@	Calgary	4-2	W	16-20-4	36	82	APR. 11	@	Edmonton	7-5	W	39-36-7	85
41	JAN. 8		LOS ANGELES	6-3	W	17-20-4	38	83	APR. 13		TAMPA BAY	5-3	L	39-37-7	85
42	JAN. 10		PITTSBURGH	3-2	W	18-20-4	40	84	APR. 15		EDMONTON	3-0	W	40-37-7	87

24-51-9 (57 points), 6th Central Division

PLAYER	GP	G	A	PTS	PIM	PLAYER	GP	G	A	PTS	PIM
Keith Tkachuk	84	41	40	81	255	#Fredrik Olausson	18	2	5	7	10
Nelson Emerson	83	33	41	74	80	#Sergei Bautin	59	0	7	7	78
Alexei Zhamnov	61	26	45	71	62	*Randy Gilhen	40	3	3	6	34
Darrin Shannon	77	21	37	58	87	*Dave Manson	13	1	4	5	51
Teemu Selanne	51	25	29	54	22	Dave Tomlinson	31	1	3	4	24
Thomas Steen	76	19	32	51	32	Darryl Shannon	20	0	4	4	18
#Boris Mironov	65	7	22	29	96	Arto Blomsten	18	0	2	2	6
#Paul Ysebaert	60	9	18	27	18	Michal Grosek	3	1	0	1	0
Stephane Quintal	81	8	18	26	119	Oleg Mikulchik	4	0	1	1	17
Teppo Numminen	57	5	18	23	28	#Yan Kaminsky	1	0	0	0	0
Tie Domi	81	8	11	19	347	Mark Visheau	1	0	0	0	0
Luciano Borsato	75	5	13	18	28	Andy Brickley	2	0	0	0	0
Igor Ulanov	74	0	17	17	165	Craig Fisher	4	0	0	0	2
Russ Romaniuk	24	4	8	12	6	Kevin McClelland	6	0	0	0	19
Mike Eagles	73	4	8	12	96	Rob Murray	6	0	0	0	2
Kris King	83	4	8	12	205	Harijs Vitolinsh	8	0	0	0	4
*Wayne McBean	31	2	9	11	24	Stephane Beauregard	13	0	0	0	0
Dean Kennedy	76	2	8	10	164	*Tim Cheveldae	14	0	0	0	2
#Stu Barnes	18	5	4	9	8	Bryan Erickson	16	0	0	0	6
John LeBlanc	17	6	2	8	2	Mike O'Neill	17	0	0	0	0
*Dallas Drake	15	3	5	8	12	#Bob Essensa	56	0	0	0	6

GOALTENDER	GP	MIN	GAA	W-L-T	SO	GA	SA	SV%
#Bob Essensa	56	3136	3.85	19-30-6	1	201	1714	.883
*Tim Cheveldae	14	788	3.96	5-8-1	1	52	485	.893
Mike O'Neill	17	738	4.15	0-9-1	0	51	382	.866
Stephane Beauregard	13	418	4.88	0-4-1	0	34	211	.839

* - Acquired during season # - Relocated during season

#	DATE	H/R	OPPONENT	SCORE	RES	RECORD	PTS	#	DATE	H/R	OPPONENT	SCORE	W-L-T	RECORD	PTS
1	OCT. 6		WASHINGTON	6-4	W	1-0-0	2	43	JAN. 6	@	Boston	5-4	L	15-23-5	35
2	OCT. 9	@	Dallas	3-3	T	1-0-1	3	44	JAN. 8	@	Ottawa	3-2	W	16-23-5	37
3	OCT. 10	@	Chicago	4-3	L	1-1-1	3	45	JAN. 10	@	Montreal	4-2	L	16-24-5	37
4	OCT. 12	@	New Jersey	7-4	L	1-2-1	3	46	JAN. 12		BUFFALO	3-2	W	17-24-5	39
5	OCT. 16		CHICAGO	1-0	W	2-2-1	5	47	JAN. 15		TORONTO	5-1	L	17-25-5	39
6	OCT. 18		EDMONTON	6-3	W	3-2-1	7	48	JAN. 16		TAMPA BAY	3-2	L	17-26-5	39
7	OCT. 21	@	Detroit	6-2	L	3-3-1	7	49	JAN. 19		NEW JERSEY	4-0	L	17-27-5	39
8	OCT. 23	@	Philadelphia	9-6	W	4-3-1	9	50	JAN. 25	@	Los Angeles	4-4	T	17-27-6	40
9	OCT. 26	@	Florida	5-2	W	5-3-1	11	51	JAN. 26	@	Anaheim	3-1	L	17-28-6	40
10	OCT. 27	@	Tampa Bay	4-3	W	6-3-1	13	52	JAN. 29	@	Detroit	7-1	L	17-29-6	40
11	OCT. 29		LOS ANGELES	4-3	L	6-4-1	13	53	FEB. 2		DALLAS	7-3	L	17-30-6	40
12	OCT. 31		CALGARY	4-3	L	6-5-1	13	54	FEB. 4		HARTFORD	2-2	T	17-30-7	41
13	NOV. 3		ST. LOUIS	3-0	L	6-6-1	13	55	FEB. 6	@	Edmonton	5-2	L	17-31-7	41
14	NOV. 5		OTTAWA	7-6	L	6-7-1	13	56	FEB. 8	@	ST. LOUIS	6-5	L	17-32-7	41
15	NOV. 7	@	Dallas	1-1	T	6-7-2	14	57	FEB. 9	@	Dallas	4-2	L	17-33-7	41
16	NOV. 9	@	NY Islanders	5-2	W	7-7-2	16	58	FEB. 11		TORONTO	3-1	L	17-34-7	41
17	NOV. 10	@	NY Rangers	2-1	L	7-8-2	16	59	FEB. 15	@	Pittsburgh	5-3	L	17-35-7	41
18	NOV. 13		DALLAS	3-2	L	7-9-2	16	60	FEB. 18		CHICAGO	7-2	L	17-36-7	41
19	NOV. 15	@	Calgary	7-2	L	7-10-2	16	61	FEB. 20		CALGARY	5-2	L	17-37-7	41
20	NOV. 17		DETROIT	2-1	W	8-10-2	18	62	FEB. 22		FLORIDA	3-2	L	17-38-7	41
21	NOV. 19	@	Buffalo	6-0	L	8-11-2	18	63	FEB. 24	@	Chicago	6-3	L	17-39-7	41
22	NOV. 20	@	Quebec	5-5	T	8-11-3	19	64	FEB. 25		BOSTON	7-6	L	17-40-7	41
23	NOV. 24		ANAHEIM	2-1	L	8-12-3	19	65	FEB. 28		SAN JOSE	3-3	T	17-40-8	42
24	NOV. 26		VANCOUVER	5-3	L	8-13-3	19	66	MAR. 2		DALLAS	4-2	W	18-40-8	44
25	NOV. 28	@	ST. LOUIS	4-3	W	9-13-3	21	67	MAR. 4	@	Ottawa	6-1	W	19-40-8	46
26	NOV. 30	@	Los Angeles	8-6	W	10-13-3	23	68	MAR. 6		PITTSBURGH	5-3	L	19-41-8	46
27	DEC. 1	@	Anaheim	5-2	L	10-14-3	23	69	MAR. 7		NY ISLANDERS	7-2	L	19-42-8	46
28	DEC. 3	@	San Jose	3-3	T	10-14-4	24	70	MAR. 11		VANCOUVER	8-4	L	19-43-8	46
29	DEC. 5		DETROIT	6-4	W	11-14-4	26	71	MAR. 12	@	Toronto	3-1	L	19-44-8	46
30	DEC. 6	@	Detroit	6-2	L	11-15-4	26	72	MAR. 16		ST. LOUIS	4-0	W	20-44-8	48
31	DEC. 8	@	Toronto	5-4	W	12-15-4	28	73	MAR. 19		DETROIT	4-2	W	21-44-8	50
32	DEC. 10		FLORIDA	5-2	L	12-16-4	28	74	MAR. 23		MONTREAL	3-1	W	22-44-8	52
33	DEC. 12		TORONTO	3-3	T	12-16-5	29	75	MAR. 25		SAN JOSE	8-3	L	22-45-8	52
34	DEC. 17	@	Vancouver	6-1	L	12-17-5	29	76	MAR. 27		NY RANGERS	3-1	W	23-45-8	54
35	DEC. 18	@	Calgary	5-4	L	12-18-5	29	77	MAR. 29	@	San Jose	9-4	L	23-46-8	54
36	DEC. 20		ANAHEIM	7-5	L	12-19-5	29	78	APR. 1	@	Vancouver	5-1	L	23-47-8	54
37	DEC. 23		QUEBEC	5-2	W	13-19-5	31	79	APR. 4		PHILADELPHIA	2-2	T	23-47-9	55
38	DEC. 27	@	Edmonton	6-0	L	13-20-5	31	80	APR. 6		EDMONTON	4-3	L	23-48-9	55
39	DEC. 29		CHICAGO	3-2	W	14-20-5	33	81	APR. 9		LOS ANGELES	4-3	W	24-48-9	57
40	DEC. 31		ST. LOUIS	2-1	W	15-20-5	35	82	APR. 10	@	Toronto	7-0	L	24-49-9	57
41	JAN. 2	@	Chicago	5-1	L	15-21-5	35	83	APR. 12	@	Washington	4-3	L	24-50-9	57
42	JAN. 5	@	Hartford	4-0	L	15-22-5	35	84	APR. 14	@	St. Louis	3-1	L	24-51-9	57

16-25-7 (39 points), 6th Central Division

PLAYER	GP	G	A	PTS	PIM	PLAYER	GP	G	A	PTS	PIM
Alexei Zhamnov	48	30	35	65	20	Neil Wilkinson	40	1	4	5	75
Keith Tkachuk	48	22	29	51	152	Michal Grosek	24	2	2	4	21
Teemu Selanne	45	22	26	48	2	#Igor Ulanov	19	1	3	4	27
Nelson Emerson	48	14	23	37	26	#Mike Eagles	27	2	1	3	40
Igor Korolev	45	8	22	30	10	Greg Brown	9	0	3	3	17
Dallas Drake	43	8	18	26	30	Rob Murray	10	0	2	2	2
Stephane Quintal	43	6	17	23	78	Oleg Mikulchik	25	0	2	2	12
Teppo Numminen	42	5	16	21	16	Craig Martin	20	0	1	1	19
Dave Manson	44	3	15	18	139	Nikolai Khabibulin	26	0	1	1	4
Thomas Steen	31	5	10	15	14	Tim Cheveldae	30	0	1	1	2
Darryl Shannon	40	5	9	14	48	Tavis Hansen	1	0	0	0	0
Randy Gilhen	44	5	6	11	52	#Arto Blomsten	1	0	0	0	2
*Eddie Olczyk	13	2	8	10	8	John LeBlanc	2	0	0	0	0
*Mike Eastwood	13	3	6	9	4	Luciano Borsato	4	0	0	0	0
Darrin Shannon	19	5	3	8	14	Russ Romaniuk	6	0	0	0	0
#Tie Domi	31	4	4	8	128	Brent Thompson	29	0	0	0	78
Kris King	48	4	2	6	85						

GOALTENDER	GP	MIN	GAA	W-L-T	SO	GA	SA	SV%
Tim Cheveldae	30	1571	3.70	8-16-3	0	97	818	.881
Nikolai Khabibulin	26	1339	3.41	8-9-4	0	76	723	.895

* - Acquired during season # - Relocated during season

#	DATE	H/R	OPPONENT	SCORE	RES	RECORD	PTS	#	DATE	H/R	OPPONENT	SCORE	RES	RECORD	PTS
1	JAN. 20		CALGARY	3-3	T	0-0-1	1	25	MAR. 14		VANCOUVER	3-3	T	9-12-4	22
2	JAN. 21		ANAHEIM	4-3	L	0-1-1	1	26	MAR. 17	@	Calgary	8-4	L	9-13-4	22
3	JAN. 23		CHICAGO	5-3	W	1-1-1	3	27	MAR. 19		CHICAGO	3-2	L	9-14-4	22
4	JAN. 25	@	San Jose	4-0	L	1-2-1	3	28	MAR. 22	@	Detroit	6-3	L	9-15-4	22
5	JAN. 27	@	Anaheim	3-2	L	1-3-1	3	29	MAR. 24	@	Toronto	3-2	L	9-16-4	22
6	JAN. 28	@	Los Angeles	4-2	L	1-4-1	3	30	MAR. 25		TORONTO	3-3	T	9-16-5	23
7	FEB. 2		ST. LOUIS	5-4	L	1-5-1	3	31	MAR. 28	@	San Jose	6-5	L	9-17-5	23
8	FEB. 4		SAN JOSE	3-3	T	1-5-2	4	32	MAR. 30	@	Anaheim	3-1	L	9-18-5	23
9	FEB. 6	@	Calgary	5-4	W	2-5-2	6	33	APR. 1	@	Los Angeles	7-7	T	9-18-6	24
10	FEB. 8	@	Edmonton	3-3	T	2-5-3	7	34	APR. 5		CHICAGO	4-1	W	10-18-6	26
11	FEB. 9	@	Vancouver	5-1	L	2-6-3	7	35	APR. 7		VANCOUVER	7-4	W	11-18-6	28
12	FEB. 11	@	St. Louis	3-2	W	3-6-3	9	36	APR. 8	@	Toronto	4-3	L	11-19-6	28
13	FEB. 13	@	Dallas	7-4	W	4-6-3	11	37	APR. 11	@	St. Louis	7-5	L	11-20-6	28
14	FEB. 15		DETROIT	5-1	L	4-7-3	11	38	APR. 13		ST. LOUIS	5-2	W	12-20-6	30
15	FEB. 17		ST. LOUIS	4-3	L	4-8-3	11	39	APR. 15		TORONTO	5-1	W	13-20-6	32
16	FEB. 22	@	Vancouver	4-1	W	5-8-3	13	40	APR. 17		EDMONTON	6-5	L	13-21-7	32
17	FEB. 24		ANAHEIM	4-2	W	6-8-3	15	41	APR. 19	@	Detroit	5-5	T	13-21-7	33
18	FEB. 25	@	Toronto	5-2	L	6-9-3	15	42	APR. 21	@	Chicago	2-1	W	14-21-7	35
19	FEB. 28		DALLAS	4-0	L	6-10-3	15	43	APR. 23	@	Dallas	5-2	L	14-22-7	35
20	MAR. 2	@	Detroit	6-1	L	6-11-3	15	44	APR. 25		EDMONTON	5-3	L	14-23-7	35
21	MAR. 4		SAN JOSE	4-2	W	7-11-3	17	45	APR. 27		DETROIT	4-3	W	15-23-7	37
22	MAR. 5		CALGARY	3-2	W	8-11-3	19	46	APR. 29	@	Edmonton	5-1	W	16-23-7	39
23	MAR. 10		DALLAS	4-3	W	9-11-3	21	47	MAY 1	@	Chicago	3-2	L	16-24-7	39
24	MAR. 11		LOS ANGELES	4-2	L	9-12-3	21	48	MAY 2		LOS ANGELES	2-1	L	16-25-7	39

36-40-6 (78 points), 5th Central Division

PLAYER	GP	G	A	PTS	PIM	PLAYER	GP	G	A	PTS	PIM
Keith Tkachuk	76	50	48	98	156	Randy Gilhen	22	2	3	5	12
#Teemu Selanne	51	24	48	72	18	*Chad Kilger	29	2	3	5	12
Alexei Zhamnov	58	22	37	59	65	#Neil Wilkinson	21	1	4	5	33
Teppo Numminen	74	11	43	54	22	*Craig Muni	25	1	3	4	37
Igor Korolev	73	22	29	51	42	Iain Fraser	12	1	1	2	4
Eddie Olczyk	51	27	22	49	65	Jason Doig	15	1	1	2	28
Dallas Drake	69	19	20	39	36	Craig Mills	4	0	2	2	0
#Darren Turcotte	59	16	16	32	26	Brent Thompson	10	0	1	1	21
Dave Manson	82	7	23	30	205	#Stewart Malgunas	29	0	1	1	32
*Norm Maciver	39	5	25	30	26	*Tom Draper	1	0	0	0	0
Mike Eastwood	80	14	14	28	20	Rob Murray	1	0	0	0	2
Mike Stapleton	58	10	14	24	37	Scott Langkow	1	0	0	0	0
Darrin Shannon	63	5	18	23	28	#Michal Grosek	1	0	0	0	0
Kris King	81	9	11	20	151	*Dallas Eakins	2	0	0	0	0
*Craig Janney	13	7	13	20	0	#Ravil Gusmanov	4	0	0	0	0
Deron Quint	51	5	13	18	22	*Dominic Roussel	7	0	0	0	2
Shane Doan	74	7	10	17	101	*Denis Chasse	15	0	0	0	12
#Darryl Shannon	48	2	7	9	72	Ed Ronan	17	0	0	0	16
*Oleg Tverdovsky	31	0	8	8	6	#Tim Cheveldae	30	0	0	0	0
Jim McKenzie	73	4	2	6	202	Nikolai Khabibulin	53	0	0	0	12
Jeff Finley	65	1	5	6	81						

GOALTENDER	GP	MIN	GAA	W-L-T	SO	GA	SA	SV%
Scott Langkow	1	6	0.00	0-0-0	0	0	2	1.000
Nikolai Khabibulin	53	2914	3.13	26-20-3	2	152	1656	.908
*Dominic Roussel	7	285	3.37	2-2-0	0	16	134	.881
#Tim Cheveldae	30	1695	3.93	8-18-3	0	111	948	.883
Tom Draper	1	34	5.29	0-0-0	0	3	14	.786

#	DATE	H/R	OPPONENT	SCORE	RES	RECORD	PTS	#	DATE	H/R	OPPONENT	SCORE	RES	RECORD	PTS
1	OCT. 7		DALLAS	7-5	W	1-0-0	2	42	JAN. 10		BUFFALO	4-1	W	19-20-3	41
2	OCT. 9		ANAHEIM	4-3	W	2-0-0	4	43	JAN. 12		HARTFORD	3-2	L	19-21-3	41
3	OCT. 11	@	NY Rangers	6-4	L	2-1-0	4	44	JAN. 14		ANAHEIM	6-4	L	19-22-3	41
4	OCT. 12	@	New Jersey	4-1	L	2-2-0	4	45	JAN. 16	@	Washington	1-1	T	19-22-4	42
5	OCT. 15		DETROIT	5-5	T	2-2-1	5	46	JAN. 17	@	Toronto	4-2	W	20-22-4	44
6	OCT. 17		TAMPA BAY	5-2	W	3-2-1	7	47	JAN. 24		ST. LOUIS	6-5	L	20-23-4	44
7	OCT. 19		SAN JOSE	3-3	T	3-2-2	8	48	JAN. 27	@	Montreal	4-1	L	20-24-4	44
8	OCT. 22	@	Anaheim	6-2	L	3-3-2	8	49	JAN. 29	@	Dallas	2-1	W	21-24-4	46
9	OCT. 25	@	San Jose	6-1	W	4-3-2	10	50	FEB. 1	@	Colorado	6-4	L	21-25-4	46
10	OCT. 27	@	Edmonton	7-5	L	4-4-2	10	51	FEB. 4		VANCOUVER	4-2	L	21-26-4	46
11	OCT. 28	@	Vancouver	4-1	W	5-4-2	12	52	FEB. 8		OTTAWA	6-2	W	22-26-4	48
12	OCT. 30		DETROIT	3-2	W	6-4-2	14	53	FEB. 10	@	Calgary	3-2	W	23-26-4	50
13	NOV. 1		TORONTO	4-2	L	6-5-2	14	54	FEB. 13	@	Vancouver	5-4	L	23-27-4	50
14	NOV. 3		COLORADO	5-2	L	6-6-2	14	55	FEB. 16		PITTSBURGH	1-0	L	23-28-4	50
15	NOV. 5	@	Buffalo	4-3	W	7-6-2	16	56	FEB. 18	@	St. Louis	3-0	L	23-29-4	50
16	NOV. 10	@	St. Louis	3-2	L	7-7-2	16	57	FEB. 21		VANCOUVER	5-3	L	23-30-4	50
17	NOV. 14		CHICAGO	6-5	W	8-7-2	18	58	FEB. 23		CHICAGO	1-0	W	24-30-4	52
18	NOV. 17		NY RANGERS	6-3	W	9-7-2	20	59	FEB. 26		LOS ANGELES	4-3	W	25-30-4	54
19	NOV. 18	@	Toronto	2-1	L	9-8-2	20	60	FEB. 28		TORONTO	4-3	W	26-30-4	56
20	NOV. 21	@	Boston	5-4	L	9-9-2	20	61	MAR. 1	@	Hartford	5-2	W	27-30-4	58
21	NOV. 22	@	Ottawa	3-1	W	10-9-2	22	62	MAR. 3	@	NY Islanders	7-5	W	28-30-4	60
22	NOV. 26		EDMONTON	4-0	W	11-9-2	24	63	MAR. 5	@	Pittsburgh	9-4	L	28-31-4	60
23	NOV. 28		TORONTO	4-3	W	12-9-2	26	64	MAR. 7		FLORIDA	5-3	W	29-31-4	62
24	NOV. 30		ST. LOUIS	4-1	L	12-10-2	26	65	MAR. 9		NY ISLANDERS	4-2	L	29-32-4	62
25	DEC. 2		CHICAGO	2-2	T	12-10-3	27	66	MAR. 10		DETROIT	5-2	L	29-33-4	62
26	DEC. 3		CALGARY	5-2	W	13-10-3	29	67	MAR. 12	@	Detroit	5-2	L	29-34-4	62
27	DEC. 6	@	Los Angeles	6-3	L	13-11-3	29	68	MAR. 13	@	Toronto	3-3	T	29-34-5	63
28	DEC. 7	@	San Jose	5-3	L	13-12-3	29	69	MAR. 16	@	Philadelphia	3-0	L	29-35-5	63
29	DEC. 10		WASHINGTON	6-1	L	13-13-3	29	70	MAR. 20		SAN JOSE	7-1	L	29-36-5	63
30	DEC. 12		MONTREAL	6-5	L	13-14-3	29	71	MAR. 22		PHILADELPHIA	4-1	W	30-36-5	65
31	DEC. 15		EDMONTON	9-4	W	14-14-3	31	72	MAR. 24		COLORADO	5-2	L	30-37-5	65
32	DEC. 17	@	Chicago	3-1	L	14-15-3	31	73	MAR. 26	@	Dallas	8-2	W	31-37-5	67
33	DEC. 19	@	Tampa Bay	6-3	L	14-16-3	31	74	MAR. 27	@	Colorado	3-1	W	32-37-5	69
34	DEC. 21	@	Florida	6-1	L	14-17-3	31	75	MAR. 29	@	Edmonton	3-2	L	32-38-5	69
35	DEC. 23		ST. LOUIS	2-1	W	15-17-3	33	76	MAR. 31	@	Calgary	4-1	W	33-38-5	71
36	DEC. 28	@	Chicago	4-3	L	15-18-3	33	77	APR. 3		DALLAS	3-1	W	34-38-5	73
37	DEC. 29		NEW JERSEY	5-3	W	16-18-3	35	78	APR. 6		CALGARY	4-3	W	35-38-5	75
38	DEC. 31		BOSTON	5-3	L	16-19-3	35	79	APR. 8	@	St. Louis	2-2	T	35-38-6	76
39	JAN. 3	@	Los Angeles	5-4	W	17-19-3	37	80	APR. 10	@	Detroit	5-2	L	35-39-6	76
40	JAN. 5	@	Dallas	5-4	L	17-20-3	37	81	APR. 12		LOS ANGELES	5-3	W	36-39-6	78
41	JAN. 8	@	Detroit	6-4	W	18-20-3	39	82	APR. 14	@	Anaheim	5-2	L	36-40-6	78

38-37-7 (83 points), 3rd Central Division

PLAYER	GP	G	A	PTS	PIM	PLAYER	GP	G	A	PTS	PIM
Keith Tkachuk	81	52	34	86	228	Jim McKenzie	65	5	3	8	200
Jeremy Roenick	72	29	40	69	115	Chad Kilger	24	4	3	7	13
Mike Gartner	82	32	31	63	38	*Jayson More	23	1	6	7	37
Oleg Tverdovsky	82	10	45	55	30	Brad McCrimmon	37	1	5	6	18
Craig Janney	77	15	38	53	26	#Mike Eastwood	33	1	3	4	4
Cliff Ronning	69	19	32	51	26	*Gerald Diduck	11	1	2	3	23
Dallas Drake	63	17	19	36	52	Nikolai Khabibulin	72	0	3	3	16
Teppo Numminen	82	2	25	27	28	Jocelyn Lemieux	2	1	0	1	0
Darrin Shannon	82	11	13	24	41	Darcy Wakaluk	16	0	1	1	4
Bob Corkum	80	9	11	20	40	Parris Duffus	1	0	0	0	0
#Dave Manson	66	3	17	20	164	Jason Simon	1	0	0	0	0
Mike Stapleton	55	4	11	15	36	Brent Thompson	1	0	0	0	7
Deron Quint	27	3	11	14	4	Tavis Hansen	1	0	0	0	0
Kris King	81	3	11	14	185	*Pat Jablonski	2	0	0	0	0
Norm Maciver	32	4	9	13	24	Kevin Dahl	2	0	0	0	0
Shane Doan	63	4	8	12	49	Juha Ylonen	2	0	0	0	0
Igor Korolev	41	3	7	10	28	#Dallas Eakins	4	0	0	0	10
Jim Johnson	55	3	7	10	74	Mike Hudson	7	0	0	0	2
Jeff Finley	65	3	7	10	40	*Murray Baron	8	0	0	0	4

GOALTENDER	GP	MIN	GAA	W-L-T	SO	GA	SA	SV%
Nikolai Khabibulin	72	4091	2.83	30-33-6	7	193	2094	.908
Darcy Wakaluk	16	782	2.99	8-3-1	1	39	386	.899
*Pat Jablonski	2	59	2.03	0-1-0	0	2	24	.917
Parris Duffus	1	29	2.07	0-0-0	0	1	8	.875

* - Acquired during season # - Relocated during season

#	DATE	H/R	OPPONENT	SCORE	RES	RECORD	PTS	#	DATE	H/R	OPPONENT	SCORE	RES	RECORD	PTS
1	OCT. 5	@	Hartford	1-0	L	0-1-0	0	42	JAN. 9		DETROIT	5-4	L	18-20-4	40
2	OCT. 7	@	Boston	5-2	W	1-1-0	2	43	JAN. 10	@	Dallas	4-3	W	19-20-4	42
3	OCT. 10		SAN JOSE	4-1	W	2-1-0	4	44	JAN. 12		BUFFALO	3-2	L	19-21-4	42
4	OCT. 12		ANAHEIM	4-2	W	3-1-0	6	45	JAN. 13	@	San Jose	5-4	L	19-22-4	42
5	OCT. 14		EDMONTON	6-3	L	3-2-0	6	46	JAN. 15		ST. LOUIS	4-1	L	19-23-4	42
6	OCT. 18		PHILADELPHIA	3-1	L	3-3-0	6	47	JAN. 23		ANAHEIM	6-3	W	20-23-4	44
7	OCT. 20		FLORIDA	1-1	T	3-3-1	7	48	JAN. 25		VANCOUVER	4-0	W	21-23-4	46
8	OCT. 22		ST. LOUIS	2-1	L	3-4-1	7	49	JAN. 28	@	Philadelphia	4-1	L	21-24-4	46
9	OCT. 26	@	Toronto	5-2	L	3-5-1	7	50	JAN. 29	@	Detroit	3-0	W	22-24-4	48
10	OCT. 28	@	Montreal	5-4	W	4-5-1	9	51	FEB. 1	@	Pittsburgh	4-1	L	22-25-4	48
11	OCT. 30	@	Edmonton	4-1	L	4-6-1	9	52	FEB. 4		TAMPA BAY	2-0	L	22-26-4	48
12	NOV. 1	@	Calgary	3-2	W	5-6-1	11	53	FEB. 6		CHICAGO	3-2	W	23-26-4	50
13	NOV. 3		MONTREAL	4-4	T	5-6-2	12	54	FEB. 8		DALLAS	5-4	L	23-27-4	50
14	NOV. 6		DALLAS	3-2	L	5-7-2	12	55	FEB. 10	@	St. Louis	4-2	W	24-27-4	52
15	NOV. 8		COLORADO	4-1	L	5-8-2	12	56	FEB. 12	@	Dallas	5-0	W	25-27-4	54
16	NOV. 14		HARTFORD	2-1	L	5-9-2	12	57	FEB. 13		COLORADO	3-2	L	25-28-4	54
17	NOV. 16		TORONTO	3-2	W	6-9-2	14	58	FEB. 15		BOSTON	5-4	W	26-28-4	56
18	NOV. 18		DETROIT	2-2	T	6-9-3	15	59	FEB. 18		LOS ANGELES	6-1	W	27-28-4	58
19	NOV. 20	@	Colorado	6-0	L	6-10-3	15	60	FEB. 22	@	Anaheim	4-2	L	27-29-4	58
20	NOV. 21	@	St. Louis	4-3	L	6-11-3	15	61	FEB. 24		DETROIT	5-3	L	27-30-4	58
21	NOV. 23		NY ISLANDERS	3-3	T	6-11-4	16	62	FEB. 26	@	Calgary	5-2	W	28-30-4	60
22	NOV. 26		NY RANGERS	3-1	L	6-12-4	16	63	FEB. 27	@	Vancouver	6-2	L	28-31-4	60
23	NOV. 28		NEW JERSEY	4-3	W	7-12-4	18	64	MAR. 2		CHICAGO	4-0	L	28-32-4	60
24	NOV. 30		CALGARY	3-1	W	8-12-4	20	65	MAR. 5	@	Florida	3-0	W	29-32-4	62
25	DEC. 3		LOS ANGELES	4-1	L	8-13-4	20	66	MAR. 6	@	Tampa Bay	5-0	W	30-32-4	64
26	DEC. 5	@	St. Louis	3-0	W	9-13-4	22	67	MAR. 8	@	Chicago	2-0	W	31-32-4	66
27	DEC. 7	@	New Jersey	4-3	W	10-13-4	24	68	MAR. 10		OTTAWA	4-1	L	31-33-4	66
28	DEC. 9	@	NY Rangers	5-2	L	10-14-4	24	69	MAR. 12		PITTSBURGH	5-5	T	31-33-5	67
29	DEC. 10	@	NY Islanders	8-2	L	10-15-4	24	70	MAR. 14	@	San Jose	4-1	W	32-33-5	69
30	DEC. 13	@	Ottawa	4-2	W	11-15-4	26	71	MAR. 17		ST. LOUIS	3-2	W	33-33-5	71
31	DEC. 14	@	Toronto	5-3	W	12-15-4	28	72	MAR. 19	@	Dallas	7-2	L	33-34-5	71
32	DEC. 17		WASHINGTON	4-3	W	13-15-4	30	73	MAR. 20	@	Chicago	4-2	W	34-34-5	73
33	DEC. 20		TORONTO	5-2	W	14-15-4	32	74	MAR. 22	@	Toronto	3-0	W	35-34-5	75
34	DEC. 22		CALGARY	7-2	L	14-16-4	32	75	MAR. 27		TORONTO	1-1	T	35-34-6	76
35	DEC. 23	@	Anaheim	2-1	W	15-16-4	34	76	MAR. 29		EDMONTON	3-1	L	35-35-6	76
36	DEC. 26	@	Los Angeles	5-2	L	15-17-4	34	77	APR. 1		SAN JOSE	7-1	W	36-35-6	78
37	DEC. 27		VANCOUVER	7-4	W	16-17-4	36	78	APR. 3	@	Los Angeles	5-4	W	37-35-6	80
38	DEC. 30	@	Detroit	5-3	W	17-17-4	38	79	APR. 6	@	Colorado	2-1	L	37-36-6	80
39	JAN. 2	@	Chicago	4-2	W	18-17-4	40	80	APR. 7		DALLAS	2-2	T	37-36-7	81
40	JAN. 3	@	Washington	3-0	L	18-18-4	40	81	APR. 9	@	Vancouver	6-4	L	37-37-7	81
41	JAN. 5	@	Buffalo	5-1	L	18-19-4	40	82	APR. 11	@	Edmonton	6-2	W	38-37-7	83

35-35-12 (82 points), 4th Central Division

PLAYER	GP	G	A	PTS	PIM
Keith Tkachuk	69	40	26	66	147
Jeremy Roenick	79	24	32	56	103
Cliff Ronning	80	11	44	55	36
Craig Janney	68	10	43	53	12
Teppo Numminen	82	11	40	51	30
Rick Tocchet	68	26	19	45	157
Dallas Drake	60	11	29	40	71
Mike Gartner	60	12	15	27	24
Bob Corkum	76	12	9	21	28
Oleg Tverdovsky	46	7	12	19	12
Gerald Diduck	78	8	10	18	118
Brad Isbister	66	9	8	17	102
John Slaney	55	3	14	17	24
Darrin Shannon	58	2	12	14	26
Juha Ylonen	55	1	11	12	10
Shane Doan	33	5	6	11	35
Deron Quint	32	4	7	11	16
#Jayson More	41	5	5	10	53
Mike Stapleton	64	5	5	10	36

PLAYER	GP	G	A	PTS	PIM
Norm Maciver	41	2	6	8	38
Jim McKenzie	64	3	4	7	146
*Keith Carney	20	1	6	7	18
Michel Petit	32	4	2	6	77
Jocelyn Lemieux	30	3	3	6	27
Murray Baron	45	1	5	6	106
Jim Johnson	16	2	1	3	18
*Mark Janssens	7	1	2	3	4
Nikolai Khabibulin	70	0	2	2	22
Daniel Briere	5	1	0	1	2
Jason Doig	4	0	1	1	12
Sean Gagnon	5	0	1	1	14
#Chad Kilger	10	0	1	1	4
Jeff Christian	1	0	0	0	0
Brad Tiley	1	0	0	0	0
Scott Levins	2	0	0	0	5
Scott Langkow	3	0	0	0	0
Jimmy Waite	17	0	0	0	2
*Jim Cummins	20	0	0	0	47

GOALTENDER	GP	MIN	GAA	W-L-T	SO	GA	SA	SV%
Jimmy Waite	17	793	2.12	5-6-1	1	28	322	.913
Nikolai Khabibulin	70	4026	2.74	30-28-10	4	184	1835	.900
Scott Langkow	3	137	4.38	0-1-1	0	10	60	.833

* - Acquired during season # - Relocated during season

#	DATE	H/R	OPPONENT	SCORE	RES	RECORD	PTS	#	DATE	H/R	OPPONENT	SCORE	RES	RECORD	PTS
1	OCT. 1		CHICAGO	6-2	W	1-0-0	2	42	JAN. 3		NY ISLANDERS	2-1	W	19-16-7	45
2	OCT. 3	@	St. Louis	7-2	L	1-1-0	2	43	JAN. 6	@	Detroit	2-0	L	19-17-7	45
3	OCT. 5	@	Philadelphia	2-1	W	2-1-0	4	44	JAN. 8	@	Boston	5-2	L	19-18-7	45
4	OCT. 8		BOSTON	3-2	L	2-2-0	4	45	JAN. 9	@	Chicago	4-2	W	20-18-7	47
5	OCT. 11	@	Colorado	3-3	T	2-2-1	5	46	JAN. 11		OTTAWA	4-4	T	20-18-8	48
6	OCT. 13		CHICAGO	2-1	W	3-2-1	7	47	JAN. 14		FLORIDA	3-2	W	21-18-8	50
7	OCT. 19		SAN JOSE	5-3	W	4-2-1	9	48	JAN. 20	@	Edmonton	6-2	L	21-19-8	50
8	OCT. 21		ANAHEIM	4-3	L	4-3-1	9	49	JAN. 21	@	Vancouver	6-1	W	22-19-8	52
9	OCT. 23		WASHINGTON	3-3	T	4-3-2	10	50	JAN. 24		EDMONTON	5-2	L	22-20-8	52
10	OCT. 26		BUFFALO	6-1	W	5-3-2	12	51	JAN. 26		VANCOUVER	4-2	W	23-20-8	54
11	OCT. 29	@	Edmonton	3-2	L	5-4-2	12	52	JAN. 28	@	Detroit	4-4	T	23-20-9	55
12	OCT. 30	@	Calgary	4-2	L	5-5-2	12	53	JAN. 30	@	Buffalo	3-3	T	23-20-10	56
13	NOV. 2		CALGARY	3-1	W	6-5-2	14	54	JAN. 31	@	Toronto	5-2	W	24-20-10	58
14	NOV. 5	@	Montreal	4-2	L	6-6-2	14	55	FEB. 3		CHICAGO	4-2	L	24-21-10	58
15	NOV. 6	@	Ottawa	4-1	L	6-7-2	14	56	FEB. 5		PHILADELPHIA	6-2	L	24-22-10	58
16	NOV. 8	@	Toronto	3-0	W	7-7-2	16	57	FEB. 7		NY RANGERS	1-1	T	24-22-11	59
17	NOV. 11		TAMPA BAY	5-2	W	8-7-2	18	58	FEB. 25		COLORADO	4-2	L	24-23-11	59
18	NOV. 13		MONTREAL	5-2	L	8-8-2	18	59	FEB. 26	@	Colorado	3-0	L	24-24-11	59
19	NOV. 15	@	San Jose	3-2	W	9-8-2	20	60	FEB. 28	@	Dallas	4-0	L	24-25-11	59
20	NOV. 17		EDMONTON	6-3	W	10-8-2	22	61	MAR. 2		DETROIT	3-1	L	24-26-11	59
21	NOV. 20	@	Vancouver	4-2	L	10-9-2	22	62	MAR. 6		CAROLINA	5-4	L	24-27-11	59
22	NOV. 22		TORONTO	2-0	W	11-9-2	24	63	MAR. 8	@	Dallas	1-1	T	24-27-12	60
23	NOV. 25		ST. LOUIS	3-2	W	12-9-2	26	64	MAR. 10		LOS ANGELES	4-3	L	24-28-12	60
24	NOV. 27		DALLAS	4-1	L	12-10-2	26	65	MAR. 12		DALLAS	5-4	W	25-28-12	62
25	NOV. 29	@	Dallas	5-2	L	12-11-2	26	66	MAR. 14	@	St. Louis	2-0	W	26-28-12	64
26	DEC. 1	@	Florida	3-2	W	13-11-2	28	67	MAR. 16	@	Washington	2-1	L	26-29-12	64
27	DEC. 3	@	Tampa Bay	2-1	L	13-12-2	28	68	MAR. 19		COLORADO	4-3	L	26-30-12	64
28	DEC. 5	@	Carolina	2-2	T	13-12-3	29	69	MAR. 21	@	Los Angeles	3-2	L	26-31-12	64
29	DEC. 6	@	NY Islanders	4-0	L	13-13-3	29	70	MAR. 22		SAN JOSE	3-1	W	27-31-12	66
30	DEC. 8	@	NY Rangers	3-1	L	13-14-3	29	71	MAR. 24		TORONTO	4-2	W	28-31-12	68
31	DEC. 10	@	Chicago	3-3	T	13-14-4	30	72	MAR. 28		NEW JERSEY	3-0	L	28-32-12	68
32	DEC. 12		PITTSBURGH	2-2	T	13-14-5	31	73	APR. 1	@	Anaheim	5-1	W	29-32-12	70
33	DEC. 14		DETROIT	3-3	T	13-14-6	32	74	APR. 3		ANAHEIM	6-3	W	30-32-12	72
34	DEC. 17		VANCOUVER	5-1	L	13-15-6	32	75	APR. 5	@	New Jersey	3-2	L	30-33-12	72
35	DEC. 19	@	Anaheim	6-2	W	14-15-6	34	76	APR. 7	@	Pittsburgh	2-1	W	31-33-12	74
36	DEC. 20		TORONTO	3-2	L	14-16-6	34	77	APR. 9	@	Detroit	5-1	L	31-34-12	74
37	DEC. 23		CALGARY	2-2	T	14-16-7	35	78	APR. 11	@	St. Louis	4-3	W	32-34-12	76
38	DEC. 26	@	San Jose	4-0	W	15-16-7	37	79	APR. 12	@	Chicago	2-1	W	33-34-12	78
39	DEC. 27	@	Los Angeles	4-2	W	16-16-7	39	80	APR. 14		DETROIT	2-1	W	34-34-12	80
40	DEC. 29	@	Calgary	5-3	W	17-16-7	41	81	APR. 16		DALLAS	3-2	W	35-34-12	82
41	JAN. 1		LOS ANGELES	4-0	W	18-16-7	43	82	APR. 18		ST. LOUIS	5-4	L	35-35-12	82

39-31-12 (90 points), 2nd Pacific Division

PLAYER	GP	G	A	PTS	PIM	PLAYER	GP	G	A	PTS	PIM
Jeremy Roenick	78	24	48	72	130	Trevor Letowski	14	2	2	4	2
Keith Tkachuk	68	36	32	68	151	Tavis Hansen	20	2	1	3	12
Rick Tocchet	81	26	30	56	147	Rob Murray	13	1	2	3	4
Greg Adams	75	19	24	43	26	*Stephen Leach	22	1	1	2	37
Teppo Numminen	82	10	30	40	30	Gerald Diduck	44	0	2	2	72
Dallas Drake	53	9	22	31	65	#Jason Doig	9	0	1	1	10
Jyrki Lumme	60	7	21	28	34	*Jamie Huscroft	11	0	1	1	27
Oleg Tverdovsky	82	7	18	25	32	*Stan Neckar	11	0	1	1	10
Juha Ylonen	59	6	17	23	20	Andrei Vasilyev	1	0	0	0	0
Daniel Briere	64	8	14	22	30	#J.F. Jomphe	1	0	0	0	2
Shane Doan	79	6	16	22	54	Scott Langkow	1	0	0	0	0
Bob Corkum	77	9	10	19	17	Joe Dziedzic	2	0	0	0	0
Mike Stapleton	76	9	9	18	34	Sean Gagnon	2	0	0	0	7
Keith Carney	82	2	14	16	62	Robert Esche	3	0	0	0	0
*Robert Reichel	13	7	6	13	4	*Mikhail Shtalenkov	4	0	0	0	0
Deron Quint	60	5	8	13	20	*Brian Noonan	7	0	0	0	0
#Brad Isbister	32	4	4	8	46	Brad Tiley	8	0	0	0	0
Jim Cummins	55	1	7	8	190	#Bryan Helmer	11	0	0	0	23
#Cliff Ronning	7	2	5	7	2	Louie DeBrusk	15	0	0	0	34
*J.J. Daigneault	35	0	7	7	32	Jimmy Waite	16	0	0	0	2
Mike Sullivan	63	2	4	6	24	Nikolai Khabibulin	63	0	0	0	8

GOALTENDER	GP	MIN	GAA	W-L-T	SO	GA	SA	SV%
Nikolai Khabibulin	63	3657	2.13	32-23-7	8	130	1681	.923
*Mikhail Shtalenkov	4	243	2.22	1-2-1	0	9	104	.913
Jimmy Waite	16	898	2.74	6-5-4	1	41	390	.895
Robert Esche	3	130	3.23	0-1-0	0	7	50	.860
Scott Langkow	1	35	5.14	0-0-0	0	3	17	.824

* - Acquired during season # - Relocated during season

#	DATE	H/R	OPPONENT	SCORE	RES	RECORD	PTS	#	DATE	H/R	OPPONENT	SCORE	RES	RECORD	PTS
1	OCT. 11		OTTAWA	4-1	L	0-1-0	0	42	JAN. 21		ANAHEIM	3-3	T	24-11-7	55
2	OCT. 15		COLORADO	5-2	W	1-1-0	2	43	JAN. 26	@	Buffalo	1-1	T	24-11-8	56
3	OCT. 19		BOSTON	3-1	W	2-1-0	4	44	JAN. 28	@	Philadelphia	4-2	L	24-12-8	56
4	OCT. 22	@	Dallas	2-1	L	2-2-0	4	45	JAN. 29	@	NY Islanders	4-4	T	24-12-9	57
5	OCT. 25	@	Anaheim	2-2	T	2-2-1	5	46	JAN. 31	@	Nashville	5-1	W	25-12-9	59
6	OCT. 26	@	Colorado	5-1	W	3-2-1	7	47	FEB. 2		CALGARY	2-2	T	25-12-10	60
7	OCT. 28	@	San Jose	4-2	W	4-2-1	9	48	FEB. 4		SAN JOSE	3-1	W	26-12-10	62
8	NOV. 1	@	Los Angeles	3-0	W	5-2-1	11	49	FEB. 6		CHICAGO	3-0	W	27-12-10	64
9	NOV. 6		DETROIT	3-1	W	6-2-1	13	50	FEB. 8		SAN JOSE	3-0	L	27-13-10	64
10	NOV. 10		COLORADO	1-1	T	6-2-2	14	51	FEB. 10		LOS ANGELES	3-0	W	28-13-10	66
11	NOV. 11	@	Dallas	2-0	W	7-2-2	16	52	FEB. 13	@	Colorado	4-1	W	29-13-10	68
12	NOV. 14		TAMPA BAY	4-1	W	8-2-2	18	53	FEB. 14		ANAHEIM	5-1	L	29-14-10	68
13	NOV. 18		VANCOUVER	4-2	W	9-2-2	20	54	FEB. 16		PHILADELPHIA	4-1	L	29-15-10	68
14	NOV. 20	@	San Jose	2-1	W	10-2-2	22	55	FEB. 19	@	Tampa Bay	4-2	L	29-16-10	68
15	NOV. 21		EDMONTON	3-2	W	11-2-2	24	56	FEB. 20	@	Florida	7-1	L	29-17-10	68
16	NOV. 24		CHICAGO	3-2	W	12-2-2	26	57	FEB. 22	@	Pittsburgh	4-1	L	29-18-10	68
17	NOV. 26		NEW JERSEY	3-2	W	13-2-2	28	58	FEB. 24	@	Washington	2-1	W	30-18-10	70
18	NOV. 28	@	Los Angeles	4-0	W	14-2-2	30	59	FEB. 26	@	NY Rangers	3-0	L	30-19-10	70
19	DEC. 2	@	Edmonton	4-3	L	14-3-2	30	60	FEB. 28	@	New Jersey	4-1	L	30-20-10	70
20	DEC. 5	@	Calgary	3-2	W	15-3-2	32	61	MAR. 2	@	Boston	3-2	L	30-21-10	70
21	DEC. 6	@	Vancouver	3-3	T	15-3-3	33	62	MAR. 5		DETROIT	7-2	L	30-22-10	70
22	DEC. 9		MONTREAL	4-2	W	16-3-3	35	63	MAR. 7		NASHVILLE	4-3	W	31-22-10	72
23	DEC. 12	@	Ottawa	2-0	W	17-3-3	37	64	MAR. 9	@	San Jose	4-2	L	31-23-10	72
24	DEC. 14	@	Montreal	2-2	T	17-3-4	38	65	MAR. 11		VANCOUVER	3-0	L	31-24-10	72
25	DEC. 16	@	Tampa Bay	5-2	L	17-4-4	38	66	MAR. 13		ANAHEIM	1-0	W	32-24-10	74
26	DEC. 17	@	St. Louis	3-2	L	17-5-4	38	67	MAR. 15		CAROLINA	5-5	T	32-24-11	75
27	DEC. 20		NY ISLANDERS	4-2	W	18-5-4	40	68	MAR. 17	@	Detroit	4-3	W	33-24-11	77
28	DEC. 22	@	Detroit	6-2	W	19-5-4	42	69	MAR. 18	@	St. Louis	2-2	T	33-24-12	78
29	DEC. 23	@	Chicago	4-3	L	19-6-4	42	70	MAR. 21		LOS ANGELES	4-1	W	34-24-12	80
30	DEC. 26	@	Los Angeles	2-1	W	20-6-4	44	71	MAR. 23		DALLAS	3-2	L	34-25-12	80
31	DEC. 28		LOS ANGELES	4-2	L	20-7-4	44	72	MAR. 25		WASHINGTON	4-2	W	35-25-12	82
32	DEC. 30		NY RANGERS	3-1	W	21-7-4	46	73	MAR. 27		CALGARY	2-1	W	36-25-12	84
33	JAN. 1		DALLAS	2-1	L	21-8-4	46	74	MAR. 29	@	Vancouver	1-0	L	36-26-12	84
34	JAN. 5		FLORIDA	2-2	T	21-8-5	47	75	MAR. 30	@	Edmonton	7-4	W	37-26-12	86
35	JAN. 7		EDMONTON	7-1	L	21-9-5	47	76	APR. 1	@	Calgary	4-1	W	38-26-12	88
36	JAN. 8	@	Anaheim	4-1	L	21-10-5	47	77	APR. 6		SAN JOSE	1-0	L	38-27-12	88
37	JAN. 11		BUFFALO	1-0	W	22-10-5	49	78	APR. 9		NASHVILLE	4-3	L	38-28-12	88
38	JAN. 13		PITTSBURGH	5-3	W	23-10-5	51	79	APR. 11	@	Anaheim	3-0	L	38-29-12	88
39	JAN. 15	@	Nashville	2-0	L	23-11-5	51	80	APR. 14	@	Dallas	4-2	L	38-30-12	88
40	JAN. 17	@	Chicago	1-1	T	23-11-6	52	81	APR. 15		ST. LOUIS	6-4	L	38-31-12	88
41	JAN. 19		ST. LOUIS	4-2	W	24-11-6	54	82	APR. 17		DALLAS	2-0	W	39-31-12	90

39-31-8-4 (90 points), 3rd Pacific Division

PLAYER	GP	G	A	PTS	PIM	PLAYER	GP	G	A	PTS	PIM
Jeremy Roenick	75	34	44	78	102	*Lyle Odelein	16	1	7	8	19
Shane Doan	81	26	25	51	66	Louie DeBrusk	61	4	3	7	78
Travis Green	78	25	21	46	45	#Todd Gill	41	1	6	7	30
Greg Adams	69	19	27	46	14	J.J. Daigneault	53	1	6	7	22
Dallas Drake	79	15	30	45	62	*Mikael Renberg	10	2	4	6	2
Keith Tkachuk	50	22	21	43	82	Radoslav Suchy	60	0	6	6	16
Teppo Numminen	79	8	34	42	16	#Mikhail Shtalenkov	15	0	3	3	2
Jyrki Lumme	74	8	32	40	44	Daniel Briere	13	1	1	2	0
Trevor Letowski	82	19	20	39	20	David Oliver	9	1	0	1	2
#Rick Tocchet	64	12	17	29	67	Jean-Guy Trudel	1	0	0	0	0
Juha Ylonen	76	6	23	29	12	Wyatt Smith	2	0	0	0	0
Mika Alatalo	82	10	17	27	36	Kevin Sawyer	3	0	0	0	12
Keith Carney	82	4	20	24	87	Tavis Hansen	5	0	0	0	0
Mike Sullivan	79	5	10	15	10	Robert Esche	8	0	0	0	4
Benoit Hogue	27	3	10	13	10	*Chris Joseph	9	0	0	0	0
#Deron Quint	50	3	7	10	22	Bob Essensa	30	0	0	0	0
Stan Neckar	66	2	8	10	36	*Sean Burke	35	0	0	0	10

GOALTENDER	GP	MIN	GAA	W-L-T	SO	GA	SA	SV%
#Mikhail Shtalenkov	15	904	2.39	7-6-2	2	36	370	.903
*Sean Burke	35	2074	2.55	17-14-3	3	88	1022	.914
Bob Essensa	30	1573	2.78	13-10-3	1	73	719	.898
Robert Esche	8	408	3.38	2-5-0	0	23	215	.893

* - Acquired during season # - Relocated during season

#	DATE	H/R	OPPONENT	SCORE	RES	RECORD	PTS	#	DATE	H/R	OPPONENT	SCORE	RES	RECORD	PTS
1	OCT. 2	@	St. Louis	2-1	W	1-0-0-0	2	42	JAN. 10	@	NY Islanders	2-2	T	22-15-5-0	49
2	OCT. 5		ANAHEIM	4-0	W	2-0-0-0	4	43	JAN. 12		PITTSBURGH	3-1	W	23-15-5-0	51
3	OCT. 8	@	Chicago	3-3	T	2-0-1-0	5	44	JAN. 15		ANAHEIM	4-2	W	24-15-5-0	53
4	OCT. 10	@	NY Rangers	4-2	L	2-1-1-0	5	45	JAN. 17	@	Colorado	2-0	L	24-16-5-0	53
5	OCT. 11	@	Buffalo	2-2	T	2-1-2-0	6	46	JAN. 18	@	Nashville	4-4	T	24-16-6-0	54
6	OCT. 14		OTTAWA	4-3	W	3-1-2-0	8	47	JAN. 20		BUFFALO	2-1	W	25-16-6-0	56
7	OCT. 16		BOSTON	2-1	W	4-1-2-0	10	48	JAN. 23		SAN JOSE	3-2	W	26-16-6-0	58
8	OCT. 22	@	Los Angeles	6-3	W	5-1-2-0	12	49	JAN. 27	@	Carolina	4-2	W	27-16-6-0	60
9	OCT. 23		WASHINGTON	2-2	T	5-1-3-0	13	50	JAN. 28	@	Washington	3-2	OL	27-16-6-1	61
10	OCT. 26	@	Edmonton	3-1	L	5-2-3-0	13	51	JAN. 31		DETROIT	5-3	W	28-16-6-1	63
11	OCT. 28	@	Vancouver	4-1	W	6-2-3-0	15	52	FEB. 1	@	San Jose	1-0	W	29-16-6-1	65
12	OCT. 30	@	Colorado	5-3	W	7-2-3-0	17	53	FEB. 3		DALLAS	2-0	L	29-17-6-1	65
13	OCT. 31	@	Anaheim	3-0	W	8-2-3-0	19	54	FEB. 9		LOS ANGELES	5-2	L	29-18-6-1	65
14	NOV. 3	@	San Jose	6-3	L	8-3-3-0	19	55	FEB. 12		CALGARY	4-3	W	30-18-6-1	67
15	NOV. 5		DALLAS	6-4	L	8-4-3-0	19	56	FEB. 14		DETROIT	3-1	L	30-19-6-1	67
16	NOV. 10		EDMONTON	5-4	W	9-4-3-0	21	57	FEB. 18	@	Dallas	4-3	W	31-19-6-1	69
17	NOV. 12		VANCOUVER	3-2	L	9-5-3-0	21	58	FEB. 20		ATLANTA	4-2	W	32-19-6-1	71
18	NOV. 14		LOS ANGELES	3-2	L	9-6-3-0	21	59	FEB. 22	@	Montreal	1-0	L	32-20-6-1	71
19	NOV. 16		CALGARY	2-1	W	10-6-3-0	23	60	FEB. 23	@	Toronto	5-3	L	32-21-6-1	71
20	NOV. 18	@	Los Angeles	3-2	W	11-6-3-0	25	61	FEB. 25	@	Calgary	3-3	T	32-21-7-1	72
21	NOV. 20		CHICAGO	3-1	W	12-6-3-0	27	62	FEB. 27	@	Vancouver	2-1	L	32-22-7-1	72
22	NOV. 25		NEW JERSEY	4-2	W	13-6-3-0	29	63	MAR. 1		CAROLINA	7-5	W	33-22-7-1	74
23	NOV. 26		COLORADO	7-0	W	14-6-3-0	31	64	MAR. 3		DALLAS	4-1	L	33-23-7-1	74
24	NOV. 28	@	Detroit	4-3	W	15-6-3-0	33	65	MAR. 5	@	Chicago	7-3	L	33-24-7-1	74
25	NOV. 30	@	Nashville	6-3	W	16-6-3-0	35	66	MAR. 7	@	St. Louis	4-0	L	33-25-7-1	74
26	DEC. 2		TAMPA BAY	3-1	W	17-6-3-0	37	67	MAR. 9		NY ISLANDERS	5-0	W	34-25-7-1	76
27	DEC. 4		ANAHEIM	2-1	L	17-7-3-0	37	68	MAR. 11		VANCOUVER	5-0	W	35-25-7-1	78
28	DEC. 6	@	Dallas	3-2	W	18-7-3-0	39	69	MAR. 13		PHILADELPHIA	4-1	L	35-26-7-1	78
29	DEC. 8		FLORIDA	6-1	L	18-8-3-0	39	70	MAR. 15		ST. LOUIS	5-3	L	35-27-7-1	78
30	DEC. 11	@	Pittsburgh	4-2	L	18-9-3-0	39	71	MAR. 17		NASHVILLE	4-3	OL	35-27-7-2	79
31	DEC. 13	@	Boston	2-0	L	18-10-3-0	39	72	MAR. 21		CHICAGO	3-0	L	35-28-7-2	79
32	DEC. 16	@	Philadelphia	5-3	L	18-11-3-0	39	73	MAR. 23		COLORADO	4-2	L	35-29-7-2	79
33	DEC. 19		SAN JOSE	4-3	W	19-11-3-0	41	74	MAR. 24	@	San Jose	5-1	L	35-30-7-2	79
34	DEC. 21		ST. LOUIS	6-0	L	19-12-3-0	41	75	MAR. 26	@	Anaheim	4-3	OL	35-30-7-3	80
35	DEC. 22	@	Anaheim	8-2	W	20-12-3-0	43	76	MAR. 29	@	Atlanta	3-2	W	36-30-7-3	82
36	DEC. 26	@	Los Angeles	3-2	W	21-12-3-0	45	77	MAR. 31	@	Calgary	3-1	W	37-30-7-3	84
37	DEC. 28		NY RANGERS	2-2	T	21-12-4-0	46	78	APR. 1	@	Edmonton	4-3	OL	37-30-7-4	85
38	JAN. 1		EDMONTON	5-4	L	21-13-4-0	46	79	APR. 3		LOS ANGELES	2-1	W	38-30-7-4	87
39	JAN. 4	@	Detroit	5-2	W	22-13-4-0	48	80	APR. 5		NASHVILLE	3-2	W	39-30-7-4	89
40	JAN. 6	@	Ottawa	5-2	L	22-14-4-0	48	81	APR. 7		SAN JOSE	3-1	L	39-31-7-4	89
41	JAN. 8	@	New Jersey	4-3	L	22-15-4-0	48	82	APR. 9	@	Dallas	2-2	T	39-31-8-4	90

*Records for '99-00 are "adjusted" to reflect overtime losses instead of regulation ties.

35-27-17-3 (90 points), 4th Pacific Division

PLAYER	GP	G	A	PTS	PIM	PLAYER	GP	G	A	PTS	PIM
Jeremy Roenick	80	30	46	76	114	Radoslav Suchy	72	0	10	10	22
#Keith Tkachuk	64	29	42	71	108	Mike Sullivan	72	5	4	9	16
Shane Doan	76	26	37	63	89	*Michal Handzus	10	4	4	8	21
Joé Juneau	69	10	23	33	28	*Mike Johnson	12	2	3	5	4
Landon Wilson	70	18	13	31	92	#Stan Neckar	53	2	2	4	63
Teppo Numminen	72	5	26	31	36	*Paul Mara	16	0	4	4	14
Travis Green	69	13	15	28	63	Joel Bouchard	32	1	2	3	22
Claude Lemieux	46	10	16	26	58	Robert Esche	25	0	3	3	2
Brad May	62	11	14	25	107	#Chris Joseph	24	1	1	2	16
Jyrki Lumme	58	4	21	25	44	*Ladislav Nagy	6	0	1	1	2
Juha Ylonen	69	9	14	23	38	*Todd Simpson	13	0	1	1	12
Trevor Letowski	77	7	15	22	32	Sean Burke	62	0	1	1	16
Mika Alatalo	70	7	12	19	22	Brad Ralph	1	0	0	0	0
Ossi Vaananen	81	4	12	16	90	David Cullen	2	0	0	0	0
Keith Carney	82	2	14	16	86	Tavis Hansen	7	0	0	0	4
Daniel Briere	30	11	4	15	12	Louie DeBrusk	39	0	0	0	79
Wyatt Smith	42	3	7	10	13						

GOALTENDER	GP	MIN	GAA	W-L-T	SO	GA	SA	SV%
Sean Burke	62	3644	2.27	25-22-13	4	138	1766	.922
Robert Esche	25	1350	3.02	10-8-4	2	68	657	.896

* - Acquired during season # - Relocated during season

#	DATE	H/R	OPPONENT	SCORE	RES	RECORD	PTS	#	DATE	H/R	OPPONENT	SCORE	RES	RECORD	PTS
1	OCT. 5		ST. LOUIS	4-1	W	1-0-0-0	2	42	JAN. 12	@	Toronto	3-2	L	18-12-11-1	48
2	OCT. 7		MINNESOTA	4-1	W	2-0-0-0	4	43	JAN. 13	@	Montreal	5-2	L	18-13-11-1	48
3	OCT. 12	@	San Jose	2-1	L	2-1-0-0	4	44	JAN. 15		ST. LOUIS	3-1	W	19-13-11-1	50
4	OCT. 14		PHILADELPHIA	6-3	W	3-1-0-0	6	45	JAN. 17		PITTSBURGH	5-4	W	20-13-11-1	52
5	OCT. 15	@	Los Angeles	6-5	W	4-1-0-0	8	46	JAN. 19	@	Anaheim	4-3	W	21-13-11-1	54
6	OCT. 18		FLORIDA	2-1	W	5-1-0-0	10	47	JAN. 21		DALLAS	5-2	W	22-13-11-1	56
7	OCT. 21	@	Vancouver	3-2	W	6-1-0-0	12	48	JAN. 23	@	Calgary	4-2	W	23-13-11-1	58
8	OCT. 22	@	Edmonton	3-3	T	6-1-1-0	13	49	JAN. 24	@	Vancouver	6-2	L	23-14-11-1	58
9	OCT. 24	@	Calgary	2-2	T	6-1-2-0	14	50	JAN. 26	@	Edmonton	1-1	T	23-14-12-1	59
10	OCT. 27	@	Dallas	4-2	W	7-1-2-0	16	51	JAN. 29		NASHVILLE	5-2	L	23-15-12-1	59
11	OCT. 28		LOS ANGELES	3-1	W	8-1-2-0	18	52	FEB. 1		ANAHEIM	4-2	L	23-16-12-1	59
12	OCT. 30	@	Colorado	4-0	W	9-1-2-0	20	53	FEB. 7		CAROLINA	2-1	OL	23-16-12-2	60
13	NOV. 1	@	Anaheim	1-1	T	9-1-3-0	21	54	FEB. 9		EDMONTON	2-0	W	24-16-12-2	62
14	NOV. 3		DALLAS	2-2	T	9-1-4-0	22	55	FEB. 11		CHICAGO	3-2	W	25-16-12-2	64
15	NOV. 7	@	Los Angeles	3-3	T	9-1-5-0	23	56	FEB. 13	@	Tampa Bay	5-2	W	26-16-12-2	66
16	NOV. 8		DETROIT	4-2	L	9-2-5-0	23	57	FEB. 14	@	Florida	4-3	L	26-17-12-2	66
17	NOV. 11	@	Columbus	2-1	L	9-3-5-0	23	58	FEB. 16	@	Carolina	2-0	W	27-17-12-2	68
18	NOV. 12	@	NY Rangers	2-0	W	10-3-5-0	25	59	FEB. 18		CALGARY	4-1	L	27-18-12-2	68
19	NOV. 14	@	Washington	2-2	T	10-3-6-0	26	60	FEB. 21		COLUMBUS	3-2	W	28-18-12-2	70
20	NOV. 16		COLORADO	6-3	W	11-3-6-0	28	61	FEB. 23	@	Buffalo	7-3	W	29-18-12-2	72
21	NOV. 18		ANAHEIM	6-2	L	11-4-6-0	28	62	FEB. 25	@	Detroit	6-3	L	29-19-12-2	72
22	NOV. 21		CHICAGO	4-1	L	11-5-6-0	28	63	FEB. 27	@	Boston	7-4	L	29-20-12-2	72
23	NOV. 25	@	St. Louis	5-1	L	11-6-6-0	28	64	FEB. 28	@	Columbus	5-2	L	29-21-12-2	72
24	NOV. 26	@	Philadelphia	2-1	W	12-6-6-0	30	65	MAR. 2		DETROIT	2-2	T	29-21-13-2	73
25	NOV. 29	@	Colorado	2-1	L	12-7-6-0	30	66	MAR. 4		COLORADO	5-0	L	29-22-13-2	73
26	NOV. 30		MINNESOTA	2-0	W	13-7-6-0	32	67	MAR. 6		NASHVILLE	5-1	W	30-22-13-2	75
27	DEC. 2		DALLAS	5-2	L	13-8-6-0	32	68	MAR. 8		VANCOUVER	3-2	W	31-22-13-2	77
28	DEC. 6		VANCOUVER	1-1	T	13-8-7-0	33	69	MAR. 10		MONTREAL	3-3	T	31-22-14-2	78
29	DEC. 10		COLUMBUS	1-1	T	13-8-8-0	34	70	MAR. 14		NEW JERSEY	3-2	L	31-23-14-2	78
30	DEC. 14		TAMPA BAY	3-2	W	14-8-8-0	36	71	MAR. 16	@	Dallas	1-1	T	31-23-15-2	79
31	DEC. 16		SAN JOSE	2-1	OL	14-8-8-1	37	72	MAR. 17	@	Nashville	4-1	L	31-24-15-2	79
32	DEC. 20		CALGARY	4-2	W	15-8-8-1	39	73	MAR. 19	@	Los Angeles	6-2	L	31-25-15-2	79
33	DEC. 22		ATLANTA	5-1	W	16-8-8-1	41	74	MAR. 21		OTTAWA	5-2	L	31-26-15-2	79
34	DEC. 27	@	Chicago	1-1	T	16-8-9-1	42	75	MAR. 24		EDMONTON	7-4	W	32-26-15-2	81
35	DEC. 29	@	Minnesota	2-2	T	16-8-10-1	43	76	MAR. 25		NY ISLANDERS	2-2	T	32-26-16-2	82
36	DEC. 30	@	St. Louis	2-1	L	16-9-10-1	43	77	MAR. 28	@	Minnesota	2-0	W	33-26-16-2	84
37	JAN. 1		SAN JOSE	3-2	L	16-10-10-1	43	78	MAR. 29	@	Nashville	4-3	OL	33-26-16-3	85
38	JAN. 4		NY RANGERS	3-1	W	17-10-10-1	45	79	MAR. 31		SAN JOSE	3-1	W	34-26-16-3	87
39	JAN. 6	@	NY Islanders	2-1	W	18-10-10-1	47	80	APR. 3		LOS ANGELES	2-2	T	34-26-17-3	88
40	JAN. 9	@	Detroit	2-2	T	18-10-11-1	48	81	APR. 5	@	San Jose	3-0	L	34-27-17-3	88
41	JAN. 10	@	New Jersey	5-1	L	18-11-11-1	48	82	APR. 6	@	Anaheim	5-2	W	35-27-17-3	90

40-27-9-6 (95 points), 2nd Pacific Division

PLAYER	GP	G	A	PTS	PIM	PLAYER	GP	G	A	PTS	PIM
Daymond Langkow	80	27	35	62	36	#Trevor Letowski	33	2	6	8	4
Daniel Briere	78	32	28	60	52	Branko Radivojevic	18	4	2	6	4
Shane Doan	81	20	29	49	61	*Drake Berehowsky	32	1	4	5	42
Teppo Numminen	76	13	35	48	20	Mike Sullivan	42	1	2	3	16
Michal Handzus	79	15	30	45	34	#Todd Warriner	18	0	3	3	8
Ladislav Nagy	74	23	19	42	50	*Denis Pederson	19	1	1	2	20
Claude Lemieux	82	16	25	41	70	Jason Jaspers	4	0	1	1	4
Danny Markov	72	6	30	36	67	Sean Burke	60	0	1	1	14
Mike Johnson	57	5	22	27	28	*Darcy Hordichuk	1	0	0	0	14
Paul Mara	75	7	17	24	58	#Kirill Safronov	1	0	0	0	0
Krystofer Kolanos	57	11	11	22	48	Jean-Guy Trudel	3	0	0	0	2
Brad May	72	10	12	22	95	Patrick DesRochers	5	0	0	0	2
Landon Wilson	47	7	12	19	46	Martin Grenier	5	0	0	0	5
Radoslav Suchy	81	4	13	17	10	*Sebastien Bordeleau	6	0	0	0	2
#Sergei Berezin	41	7	9	16	4	#Tyler Bouck	7	0	0	0	4
Todd Simpson	67	2	13	15	152	Dan Focht	8	0	0	0	11
Ossi Vaananen	76	2	12	14	74	Wyatt Smith	10	0	0	0	0
*Brian Savage	30	6	6	12	8	#David Cullen	14	0	0	0	6
*Andrei Nazarov	30	6	3	9	51	Robert Esche	22	0	0	0	16

GOALTENDER	GP	MIN	GAA	W-L-T	SO	GA	SA	SV%
Sean Burke	60	3587	2.29	33-21-6	5	137	1711	.920
Robert Esche	22	1145	2.72	6-10-2	1	52	533	.902
Patrick DesRochers	5	243	3.70	1-2-1	0	15	99	.848

* - Acquired during season # - Relocated during season

#	DATE	H/R	OPPONENT	SCORE	RES	RECORD	PTS	#	DATE	H/R	OPPONENT	SCORE	RES	RECORD	PTS
1	OCT. 4	@	Los Angeles	2-2	T	0-0-1-0	1	42	JAN. 4	@	San Jose	5-3	L	18-15-6-3	45
2	OCT. 6	@	Edmonton	6-2	L	0-1-1-0	1	43	JAN. 6		TAMPA BAY	3-0	L	18-16-6-3	45
3	OCT. 8	@	Calgary	2-1	W	1-1-1-0	3	44	JAN. 9		SAN JOSE	6-5	L	18-17-6-3	45
4	OCT. 11	@	Chicago	3-0	L	1-2-1-0	3	45	JAN. 15		DETROIT	2-2	T	18-17-7-3	46
5	OCT. 13		WASHINGTON	5-2	W	2-2-1-0	5	46	JAN. 17	@	Colorado	3-2	OL	18-17-7-4	47
6	OCT. 16		BOSTON	1-1	T	2-2-2-0	6	47	JAN. 19		BUFFALO	3-1	L	18-18-7-4	47
7	OCT. 18	@	Dallas	3-1	L	2-3-2-0	6	48	JAN. 21	@	Nashville	1-0	W	19-18-7-4	49
8	OCT. 20		VANCOUVER	5-2	W	3-3-2-0	8	49	JAN. 23	@	Chicago	4-1	W	20-18-7-4	51
9	OCT. 24		ANAHEIM	3-2	OL	3-3-2-1	9	50	JAN. 25	@	Detroit	4-1	L	20-19-7-4	51
10	OCT. 27		COLORADO	1-0	W	4-3-2-1	11	51	JAN. 26	@	Columbus	3-2	W	21-19-7-4	53
11	OCT. 30	@	Buffalo	3-2	W	5-3-2-1	13	52	JAN. 28	@	Atlanta	4-2	W	22-19-7-4	55
12	NOV. 1	@	New Jersey	5-2	L	5-4-2-1	13	53	JAN. 30	@	Florida	3-1	W	23-19-7-4	57
13	NOV. 2	@	Washington	2-2	T	5-4-3-1	14	54	FEB. 4	@	Vancouver	4-2	L	23-20-7-4	57
14	NOV. 4	@	Carolina	1-0	OL	5-4-3-2	15	55	FEB. 6		CHICAGO	5-2	L	23-21-7-4	57
15	NOV. 7		DETROIT	3-1	L	5-5-3-2	15	56	FEB. 8		LOS ANGELES	6-5	W	24-21-7-4	59
16	NOV. 9	@	Dallas	5-1	W	6-5-3-2	17	57	FEB. 10		EDMONTON	4-3	L	24-22-7-4	59
17	NOV. 10	@	St. Louis	4-1	L	6-6-3-2	17	58	FEB. 12		CALGARY	4-3	W	25-22-7-4	61
18	NOV. 13		EDMONTON	5-4	OL	6-6-3-3	18	59	FEB. 13	@	Los Angeles	2-2	T	25-22-8-4	62
19	NOV. 15		SAN JOSE	5-3	W	7-6-3-3	20	60	FEB. 26		DALLAS	5-1	W	26-22-8-4	64
20	NOV. 17		NY ISLANDERS	6-1	W	8-6-3-3	22	61	FEB. 28	@	Colorado	2-1	OL	26-22-8-5	65
21	NOV. 20		MINNESOTA	2-1	W	9-6-3-3	24	62	MAR. 3		COLUMBUS	2-1	W	27-22-8-5	67
22	NOV. 23	@	Minnesota	5-2	L	9-7-3-3	24	63	MAR. 5		NEW JERSEY	4-1	W	28-22-8-5	69
23	NOV. 24	@	St. Louis	5-3	L	9-8-3-3	24	64	MAR. 7		VANCOUVER	6-1	W	29-22-8-5	71
24	NOV. 27	@	Columbus	3-0	L	9-9-3-3	24	65	MAR. 9		OTTAWA	3-2	W	30-22-8-5	73
25	NOV. 29		NASHVILLE	1-0	W	10-9-3-3	26	66	MAR. 12		CHICAGO	3-1	W	31-22-8-5	75
26	DEC. 1		PITTSBURGH	5-2	W	11-9-3-3	28	67	MAR. 15	@	Nashville	3-2	W	32-22-8-5	77
27	DEC. 5		ST. LOUIS	3-0	W	12-9-3-3	30	68	MAR. 17	@	Minnesota	2-2	T	32-22-9-5	78
28	DEC. 7	@	Detroit	1-1	T	12-9-4-3	31	69	MAR. 19	@	Boston	4-2	L	32-23-9-5	78
29	DEC. 8	@	Montreal	3-3	T	12-9-5-3	32	70	MAR. 20	@	Pittsburgh	3-1	W	33-23-9-5	80
30	DEC. 11	@	Toronto	6-3	L	12-10-5-3	32	71	MAR. 22	@	Dallas	4-3	L	33-24-9-5	80
31	DEC. 13	@	Ottawa	6-0	L	12-11-5-3	32	72	MAR. 24		LOS ANGELES	4-0	W	34-24-9-5	82
32	DEC. 15		DALLAS	6-2	L	12-12-5-3	32	73	MAR. 27	@	Anaheim	4-2	W	35-24-9-5	84
33	DEC. 17		COLUMBUS	4-1	W	13-12-5-3	34	74	MAR. 28		ANAHEIM	2-1	OL	35-24-9-6	85
34	DEC. 19		CALGARY	6-3	W	14-12-5-3	36	75	MAR. 30		COLORADO	5-3	W	36-24-9-6	87
35	DEC. 21	@	Anaheim	2-1	L	14-13-5-3	36	76	APR. 1		ST. LOUIS	5-3	W	37-24-9-6	89
36	DEC. 23		ANAHEIM	4-0	L	14-14-5-3	36	77	APR. 4	@	San Jose	5-2	L	37-25-9-6	89
37	DEC. 26		LOS ANGELES	1-1	T	14-14-6-3	37	78	APR. 7	@	Vancouver	4-3	L	37-26-9-6	89
38	DEC. 28		PHILADELPHIA	4-2	W	15-14-6-3	39	79	APR. 9	@	Calgary	4-2	W	38-26-9-6	91
39	DEC. 30	@	San Jose	4-2	W	16-14-6-3	41	80	APR. 10	@	Edmonton	3-0	L	38-27-9-6	91
40	DEC. 31		NY RANGERS	5-0	W	17-14-6-3	43	81	APR. 12		MINNESOTA	7-1	W	39-27-9-6	93
41	JAN. 3		ATLANTA	2-1	W	18-14-6-3	45	82	APR. 14		NASHVILLE	6-4	W	40-27-9-6	95

31-35-11-5 (78 points), 4th Pacific Division

PLAYER	GP	G	A	PTS	PIM
Mike Johnson	82	23	40	63	47
Shane Doan	82	21	37	58	86
Ladislav Nagy	80	22	35	57	92
Daymond Langkow	82	20	32	52	56
#Daniel Briere	68	17	29	46	50
#Tony Amonte	59	13	23	36	26
Teppo Numminen	78	6	24	30	30
Branko Radivojevic	79	12	15	27	63
Paul Mara	73	10	15	25	78
Danny Markov	64	4	16	20	36
#Ramzi Abid	30	10	8	18	30
*Deron Quint	51	7	10	17	20
Brian Savage	43	6	10	16	22
Landon Wilson	31	6	8	14	26
#Claude Lemieux	36	6	8	14	30
Kelly Buchberger	79	3	9	12	109
Todd Simpson	66	2	7	9	135
Ossi Vaananen	67	2	7	9	82
Radoslav Suchy	77	1	8	9	18
*Paul Ranheim	40	3	4	7	10

PLAYER	GP	G	A	PTS	PIM
#Brad May	20	3	4	7	32
Jeff Taffe	20	3	1	4	4
*Jan Hrdina	4	0	4	4	8
Andrei Nazarov	59	3	0	3	135
Drake Berehowsky	7	1	2	3	27
*Chris Gratton	14	0	1	1	21
*Brad Ference	15	0	1	1	28
*Scott Pellerin	23	0	1	1	8
Brian Boucher	45	0	1	1	0
*Jean-Marc Pelletier	2	0	0	0	0
Jason Jaspers	2	0	0	0	0
Krystofer Kolanos	2	0	0	0	0
Martin Grenier	3	0	0	0	0
#Patrick DesRochers	4	0	0	0	0
*Frank Banham	5	0	0	0	2
#Dan Focht	10	0	0	0	10
Zac Bierk	16	0	0	0	2
Sean Burke	22	0	0	0	4
#Darcy Hordichuk	25	0	0	0	82

GOALTENDER	GP	MIN	GAA	W-L-T	SO	GA	SA	SV%
Sean Burke	22	1248	2.12	12-6-2	2	44	632	.930
Zac Bierk	16	884	2.17	4-9-1	1	32	471	.932
Brian Boucher	45	2544	3.02	15-20-8	0	128	1210	.894
*Jean-Marc Pelletier	2	119	3.03	0-2-0	0	6	48	.875
#Patrick DesRochers	4	175	3.77	0-3-0	0	11	88	.875

* - Acquired during season # - Relocated during season

#	DATE	H/R	OPPONENT	SCORE	RES	RECORD	PTS	#	DATE	H/R	OPPONENT	SCORE	RES	RECORD	PTS
1	OCT. 9	@	Los Angeles	4-1	L	0-1-0-0	0	42	JAN. 8	@	Chicago	0-0	T	15-17-7-3	40
2	OCT. 12		DALLAS	5-2	L	0-2-0-0	0	43	JAN. 10	@	Minnesota	2-1	L	15-18-7-3	40
3	OCT. 14	@	Columbus	4-2	W	1-2-0-0	2	44	JAN. 11	@	Nashville	4-3	OL	15-18-7-4	41
4	OCT. 15	@	Ottawa	2-1	L	1-3-0-0	2	45	JAN. 14		ST. LOUIS	4-1	L	15-19-7-4	41
5	OCT. 17	@	Toronto	5-3	L	1-4-0-0	2	46	JAN. 18		BUFFALO	1-0	L	15-20-7-4	41
6	OCT. 19	@	Buffalo	3-2	W	2-4-0-0	4	47	JAN. 20		SAN JOSE	3-1	W	16-20-7-4	43
7	OCT. 22	@	Nashville	2-1	W	3-4-0-0	6	48	JAN. 23	@	Calgary	7-1	W	17-20-7-4	45
8	OCT. 24		COLORADO	3-2	L	3-5-0-0	6	49	JAN. 24	@	Edmonton	5-1	W	18-20-7-4	47
9	OCT. 26		MINNESOTA	6-1	L	3-6-0-0	6	50	JAN. 26	@	Vancouver	1-0	L	18-21-7-4	47
10	OCT. 28	@	NY Rangers	3-2	OL	3-6-0-1	7	51	JAN. 28		CALGARY	4-3	W	19-21-7-4	49
11	OCT. 29	@	NY Islanders	3-2	W	4-6-0-1	9	52	FEB. 5	@	Los Angeles	4-3	L	19-22-7-4	49
12	OCT. 31	@	Philadelphia	6-2	L	4-7-0-1	9	53	FEB. 7	@	Anaheim	3-2	L	19-23-7-4	49
13	NOV. 3		NASHVILLE	2-1	W	5-7-0-1	11	54	FEB. 8		DALLAS	3-1	L	19-24-7-4	49
14	NOV. 7		MINNESOTA	4-1	W	6-7-0-1	13	55	FEB. 12		NEW JERSEY	3-0	L	19-25-7-4	49
15	NOV. 9		VANCOUVER	5-2	L	6-8-0-1	13	56	FEB. 14	@	Minnesota	3-2	W	20-25-7-4	51
16	NOV. 11	@	Tampa Bay	4-2	L	6-9-0-1	13	57	FEB. 15	@	St. Louis	5-3	W	21-25-7-4	53
17	NOV. 12	@	Carolina	3-2	L	6-10-0-1	13	58	FEB. 18		COLUMBUS	5-2	W	22-25-7-4	55
18	NOV. 15	@	Atlanta	5-1	W	7-10-0-1	15	59	FEB. 20	@	Chicago	2-1	W	23-25-7-4	57
19	NOV. 17		COLORADO	4-4	T	7-10-1-1	16	60	FEB. 21	@	Dallas	2-2	T	23-25-8-4	58
20	NOV. 20		DALLAS	2-2	T	7-10-2-1	17	61	FEB. 23		CALGARY	4-2	L	23-26-8-4	58
21	NOV. 22		FLORIDA	3-3	T	7-10-3-1	18	62	FEB. 26		CAROLINA	4-2	W	24-26-8-4	60
22	NOV. 25	@	Dallas	5-1	L	7-11-3-1	18	63	FEB. 28		ANAHEIM	3-1	W	25-26-8-4	62
23	NOV. 27	@	Anaheim	2-2	T	7-11-4-1	19	64	MAR. 2	@	Detroit	5-2	L	25-27-8-4	62
24	NOV. 28		CHICAGO	4-2	L	7-12-4-1	19	65	MAR. 4	@	Pittsburgh	4-1	W	26-27-8-4	64
25	NOV. 30	@	San Jose	3-2	W	8-12-4-1	21	66	MAR. 6	@	St. Louis	6-3	L	26-28-8-4	64
26	DEC. 3		SAN JOSE	3-2	OL	8-12-4-2	22	67	MAR. 8		SAN JOSE	6-4	W	27-28-8-4	66
27	DEC. 5	@	DETROIT	5-3	L	8-13-4-2	22	68	MAR. 10	@	Colorado	2-2	T	27-28-9-4	67
28	DEC. 7		MONTREAL	4-2	L	8-14-4-2	22	69	MAR. 12		DETROIT	3-2	L	27-29-9-4	67
29	DEC. 9		COLUMBUS	3-3	T	8-14-5-2	23	70	MAR. 14		CHICAGO	4-0	L	27-30-9-4	67
30	DEC. 11		ATLANTA	4-2	W	9-14-5-2	25	71	MAR. 15		ANAHEIM	4-2	W	28-30-9-4	69
31	DEC. 13		WASHINGTON	4-3	L	9-15-5-2	25	72	MAR. 18		BOSTON	2-1	W	29-30-9-4	71
32	DEC. 15		LOS ANGELES	2-1	W	10-15-5-2	27	73	MAR. 20		EDMONTON	3-2	W	30-30-9-4	73
33	DEC. 17		PITTSBURGH	5-2	W	11-15-5-2	29	74	MAR. 22		TAMPA BAY	4-0	L	30-31-9-4	73
34	DEC. 20		ST. LOUIS	3-3	T	11-15-6-2	30	75	MAR. 24	@	Calgary	2-0	L	30-32-9-4	73
35	DEC. 22	@	Anaheim	4-0	L	11-16-6-2	30	76	MAR. 26	@	Edmonton	4-3	L	30-33-9-4	73
36	DEC. 26	@	Los Angeles	4-3	OL	11-16-6-3	31	77	MAR. 27	@	Vancouver	5-1	L	30-34-9-4	73
37	DEC. 28		PHILADELPHIA	4-0	W	12-16-6-3	33	78	MAR. 29	@	Colorado	6-1	L	30-35-9-4	73
38	DEC. 30		EDMONTON	4-3	W	13-16-6-3	35	79	MAR. 31		LOS ANGELES	5-4	OL	30-35-9-5	74
39	JAN. 1	@	Washington	2-1	W	14-16-6-3	37	80	APR. 2		VANCOUVER	3-3	T	30-35-10-5	75
40	JAN. 3	@	Detroit	4-1	W	15-16-6-3	39	81	APR. 4		NASHVILLE	1-0	W	31-35-10-5	77
41	JAN. 4	@	Columbus	2-0	L	15-17-6-3	39	82	APR. 6	@	San Jose	3-3	T	31-35-11-5	78

22-35-18-6 (68 points), 5th Pacific Division

PLAYER	GP	G	A	PTS	PIM	PLAYER	GP	G	A	PTS	PIM
Shane Doan	79	27	41	68	47	#Ossi Vaananen	67	2	4	6	87
Ladislav Nagy	55	24	28	52	46	Brad Ference	63	0	5	5	103
Daymond Langkow	81	21	31	52	40	#Landon Wilson	35	1	3	4	16
Paul Mara	81	6	36	42	48	*Derek Morris	14	0	4	4	2
#Chris Gratton	68	11	18	29	93	Andrei Nazarov	33	1	2	3	125
#Jan Hrdina	55	11	15	26	30	*Ivan Novoseltsev	17	2	0	2	6
#Brian Savage	61	12	13	25	36	Erik Westrum	15	1	1	2	20
#Branko Radivojevic	53	9	14	23	36	*Todd Reirden	7	0	2	2	4
Radoslav Suchy	82	7	14	21	8	#Sean Burke	32	0	2	2	8
Cale Hulse	82	3	17	20	123	*Michael Rupp	6	0	1	1	6
Jeff Taffe	59	8	10	18	20	Bryan Helmer	17	0	1	1	10
Daniel Cleary	68	6	11	17	42	Jason Jaspers	3	0	0	0	2
*Mike Comrie	28	8	7	15	16	Goran Bezina	3	0	0	0	2
#Mike Sillinger	60	8	6	14	54	Zac Bierk	4	0	0	0	2
Fredrik Sjostrom	57	7	6	13	22	Jean-Marc Pelletier	4	0	0	0	0
David Tanabe	45	5	7	12	22	*Brent Johnson	8	0	0	0	0
Krystofer Kolanos	41	4	6	10	24	Mike Stutzel	9	0	0	0	0
Mike Johnson	11	1	9	10	10	Brian Boucher	40	0	0	0	2
Tyson Nash	69	3	5	8	110	Matthew Spiller	51	0	0	0	54

GOALTENDER	GP	MIN	GAA	W-L-T	SO	GA	SA	SV%
*Brent Johnson	8	486	2.59	1-6-1	0	21	243	.914
Brian Boucher	40	2364	2.74	10-19-10	5	108	1150	.906
#Sean Burke	32	1795	2.81	10-15-5	1	84	913	.908
Zac Bierk	4	190	3.79	0-1-2	0	12	108	.889
Jean-Marc Pelletier	4	175	4.11	1-1-0	0	12	84	.857

* - Acquired during season # - Relocated during season

#	DATE	H/R	OPPONENT	SCORE	RES	RECORD	PTS	#	DATE	H/R	OPPONENT	SCORE	RES	RECORD	PTS
1	OCT. 10		ST. LOUIS	2-1	W	1-0-0-0	2	42	JAN. 11		ATLANTA	1-1	T	16-12-12-2	46
2	OCT. 12	@	Anaheim	2-0	W	2-0-0-0	4	43	JAN. 13		VANCOUVER	4-1	L	16-13-12-2	46
3	OCT. 15	@	Florida	2-1	W	3-0-0-0	6	44	JAN. 15	@	Nashville	4-3	L	16-14-12-2	46
4	OCT. 16	@	Tampa Bay	5-1	L	3-1-0-0	6	45	JAN. 16	@	Detroit	3-3	T	16-14-13-2	47
5	OCT. 18		PHILADELPHIA	5-4	L	3-2-0-0	6	46	JAN. 21		SAN JOSE	4-2	L	16-15-13-2	47
6	OCT. 23		TORONTO	5-4	L	3-3-0-0	6	47	JAN. 22	@	San Jose	2-1	W	17-15-13-2	49
7	OCT. 25	@	San Jose	4-4	T	3-3-1-0	7	48	JAN. 24		DETROIT	5-2	W	18-15-13-2	51
8	OCT. 26	@	Vancouver	3-3	T	3-3-2-0	8	49	JAN. 27		CALGARY	2-1	L	18-16-13-2	51
9	OCT. 28		CHICAGO	2-2	T	3-3-3-0	9	50	JAN. 29		OTTAWA	4-1	L	18-17-13-2	51
10	OCT. 31		VANCOUVER	4-1	L	3-4-3-0	9	51	JAN. 31		DALLAS	5-4	L	18-18-13-2	51
11	NOV. 1	@	Los Angeles	7-3	L	3-5-3-0	9	52	FEB. 2		COLUMBUS	3-3	T	18-18-14-2	52
12	NOV. 6	@	Colorado	2-1	L	3-6-3-0	9	53	FEB. 4		FLORIDA	5-4	OL	18-18-14-3	53
13	NOV. 8		ANAHEIM	4-3	W	4-6-3-0	11	54	FEB. 5	@	San Jose	5-0	L	18-19-14-3	53
14	NOV. 9	@	Anaheim	2-1	OL	4-6-3-1	12	55	FEB. 11	@	Anaheim	5-3	L	18-20-14-3	53
15	NOV. 13		COLORADO	3-2	W	5-6-3-1	14	56	FEB. 13		NY ISLANDERS	5-2	L	18-21-14-3	53
16	NOV. 14	@	Dallas	3-3	T	5-6-4-1	15	57	FEB. 14		DALLAS	3-2	W	19-21-14-3	55
17	NOV. 16	@	Columbus	2-2	T	5-6-5-1	16	58	FEB. 16	@	St. Louis	4-2	L	19-22-14-3	55
18	NOV. 19		ST. LOUIS	5-4	W	6-6-5-1	18	59	FEB. 18	@	Detroit	5-2	L	19-23-14-3	55
19	NOV. 21		SAN JOSE	5-0	L	6-7-5-1	18	60	FEB. 20		COLUMBUS	3-2	W	20-23-14-3	57
20	NOV. 23	@	Atlanta	1-0	L	6-8-5-1	18	61	FEB. 21		NASHVILLE	8-2	L	20-24-14-3	57
21	NOV. 24	@	Dallas	5-2	L	6-9-5-1	18	62	FEB. 23		ANAHEIM	1-1	T	20-24-15-3	58
22	NOV. 27		LOS ANGELES	6-4	W	7-9-5-1	20	63	FEB. 25		PITTSBURGH	4-3	OL	20-24-15-4	59
23	NOV. 30	@	Boston	3-3	T	7-9-6-1	21	64	FEB. 27		EDMONTON	7-2	L	20-25-15-4	59
24	DEC. 2	@	New Jersey	3-1	W	8-9-6-1	23	65	FEB. 29	@	Calgary	4-2	L	20-26-15-4	59
25	DEC. 4	@	Buffalo	3-2	W	9-9-6-1	25	66	MAR. 2	@	Edmonton	5-4	OL	20-26-15-5	60
26	DEC. 5	@	Philadelphia	3-2	L	9-10-6-1	25	67	MAR. 5		MONTREAL	4-3	L	20-27-15-5	60
27	DEC. 7	@	Chicago	2-2	T	9-10-7-1	26	68	MAR. 7		MINNESOTA	1-1	T	20-27-16-5	61
28	DEC. 10		DALLAS	2-1	W	10-10-7-1	28	69	MAR. 9	@	Los Angeles	3-2	L	20-28-16-5	61
29	DEC. 12		EDMONTON	3-3	T	10-10-8-1	29	70	MAR. 10		LOS ANGELES	3-1	L	20-29-16-5	61
30	DEC. 15		MINNESOTA	5-2	L	10-11-8-1	29	71	MAR. 12		COLORADO	3-2	L	20-30-16-5	61
31	DEC. 18	@	Los Angeles	4-4	T	10-11-9-1	30	72	MAR. 14	@	Colorado	4-1	L	20-31-16-5	61
32	DEC. 20	@	St. Louis	1-1	T	10-11-10-1	31	73	MAR. 16		ANAHEIM	3-2	OL	20-31-16-6	62
33	DEC. 22	@	Nashville	3-3	T	10-11-11-1	32	74	MAR. 18		DETROIT	1-1	T	20-31-17-6	63
34	DEC. 23	@	Columbus	2-1	W	11-11-11-1	34	75	MAR. 21	@	Chicago	2-2	T	20-31-18-6	64
35	DEC. 27		NASHVILLE	3-1	L	11-12-11-1	34	76	MAR. 22	@	Minnesota	3-2	W	21-31-18-6	66
36	DEC. 29		NY RANGERS	3-2	OL	11-12-11-2	35	77	MAR. 24		CALGARY	4-0	L	21-32-18-6	66
37	DEC. 31		LOS ANGELES	4-0	W	12-12-11-2	37	78	MAR. 26		SAN JOSE	3-0	L	21-33-18-6	66
38	JAN. 2	@	Dallas	6-0	W	13-12-11-2	39	79	MAR. 28	@	Edmonton	4-2	L	21-34-18-6	66
39	JAN. 4	@	Carolina	3-0	W	14-12-11-2	41	80	MAR. 29	@	Vancouver	6-1	L	21-35-18-6	66
40	JAN. 7	@	Washington	3-0	W	15-12-11-2	43	81	MAR. 31	@	Calgary	1-0	L	21-36-18-6	66
41	JAN. 9	@	Minnesota	2-0	W	16-12-11-2	45	82	APR. 3		CHICAGO	2-1	W	22-36-18-6	68

38-39-5 (81 points), 5th Pacific Division

PLAYER	GP	G	A	PTS	PIM	PLAYER	GP	G	A	PTS	PIM
Shane Doan	82	30	36	66	123	Tyson Nash	50	0	6	6	84
Mike Comrie	80	30	30	60	55	*Jamie Rivers	18	0	5	5	26
Ladislav Nagy	51	15	41	56	74	#David Tanabe	21	0	4	4	8
Mike Johnson	80	16	38	54	50	#Krystofer Kolanos	9	2	1	3	2
Paul Mara	78	15	32	47	70	Bill Thomas	9	1	2	3	8
*Geoff Sanderson	75	25	21	46	58	*Joel Perrault	5	1	1	2	2
Keith Ballard	82	8	31	39	99	Matt Jones	16	0	2	2	14
Derek Morris	53	6	21	27	54	*Yanick Lehoux	3	1	0	1	2
Oleg Saprykin	67	11	14	25	50	*Josh Gratton	11	1	0	1	30
Zbynek Michalek	82	9	15	24	62	+Brett Hull	5	0	1	1	0
*Steven Reinprecht	28	12	11	23	8	Matthew Spiller	8	0	1	1	13
*Dave Scatchard	47	11	12	23	84	Steve Gainey	20	0	1	1	20
Fredrik Sjostrom	75	6	17	23	42	Curtis Joseph	60	0	1	1	18
Boyd Devereaux	78	8	14	22	44	*Pascal Rheaume	1	0	0	0	0
#Mike Leclerc	35	9	12	21	29	#Michael Rupp	1	0	0	0	0
*# Jamie Lundmark	38	5	13	18	36	*Pavel Brendl	2	0	0	0	0
Mike Ricci	78	10	6	16	69	*#Jeff Taffe	2	0	0	0	0
*Oleg Kvasha	15	4	7	11	6	*Philippe Sauve	5	0	0	0	0
#Petr Nedved	25	2	9	11	34	*#Tim Jackman	8	0	0	0	21
#Denis Gauthier	45	2	9	11	61	David LeNeveu	15	0	0	0	0
*Dennis Seidenberg	34	1	10	11	14	#Brian Boucher	11	0	0	0	2
#Sean O'Donnell	57	1	7	8	121						

GOALTENDER	GP	MIN	GAA	W-L-T	SO	GA	SA	SV%
Curtis Joseph	60	3424	2.91	32-21-3	4	166	1690	.902
David LeNeveu	15	814	3.24	3-8-2	0	44	386	.886
#Brian Boucher	11	512	3.87	3-6-0	0	33	268	.877
*Philippe Sauve	5	187	5.45	0-4-0	0	17	128	.867

* - Acquired during season # - Relocated during season

#	DATE	H/R	OPPONENT	SCORE	RES	RECORD	PTS	#	DATE	H/R	OPPONENT	SCORE	RES	RECORD	PTS
1	OCT. 5	@	Vancouver	3-2	L	0-1-0	0	42	JAN. 8		COLUMBUS	5-2	L	20-20-2	42
2	OCT. 6	@	Los Angeles	3-2	L	0-2-0	0	43	JAN. 10	@	Ottawa	7-2	L	20-21-2	42
3	OCT. 8		MINNESOTA	2-1	W	1-2-0	2	44	JAN. 12	@	Buffalo	2-1	W	21-21-2	44
4	OCT. 11	@	Dallas	3-2	L	1-3-0	2	45	JAN. 14	@	Toronto	4-3	W	22-21-2	46
5	OCT. 13		NASHVILLE	5-4	SOL	1-3-1	3	46	JAN. 16		WASHINGTON	6-1	L	22-22-2	46
6	OCT. 15		DETROIT	2-0	L	1-4-1	3	47	JAN. 19		FLORIDA	6-3	W	23-22-2	48
7	OCT. 17	@	Calgary	2-0	W	2-4-1	5	48	JAN. 21		EDMONTON	4-3	W	24-22-2	50
8	OCT. 18	@	Edmonton	4-3	W	3-4-1	7	49	JAN. 23	@	Dallas	4-1	L	24-23-2	50
9	OCT. 20	@	Vancouver	3-2	L	3-5-1	7	50	JAN. 24	@	Minnesota	3-2	L	24-24-2	50
10	OCT. 23	@	Anaheim	5-3	L	3-6-1	7	51	JAN. 26	@	St. Louis	5-3	W	25-24-2	52
11	OCT. 25		ST. LOUIS	5-4	W	4-6-1	9	52	JAN. 28		SAN JOSE	6-2	W	26-24-2	54
12	OCT. 27		CALGARY	3-2	W	5-6-1	11	53	JAN. 29		EDMONTON	4-3	SOL	26-24-3	55
13	OCT. 29		DALLAS	5-3	L	5-7-1	11	54	JAN. 31		VANCOUVER	7-4	L	26-25-3	55
14	OCT. 30	@	Anaheim	3-2	L	5-8-1	11	55	FEB. 2		LOS ANGELES	2-1	W	27-25-3	57
15	NOV. 3		LOS ANGELES	4-0	W	6-8-1	13	56	FEB. 4		MINNESOTA	6-4	L	27-26-3	57
16	NOV. 5	@	Detroit	4-1	W	7-8-1	15	57	FEB. 7		CHICAGO	3-1	L	27-27-3	57
17	NOV. 6	@	Chicago	2-1	OL	7-8-2	16	58	FEB. 9		DALLAS	5-1	L	27-28-3	57
18	NOV. 8	@	Minnesota	4-2	W	8-8-2	18	59	FEB. 12		SAN JOSE	5-4	OL	27-28-4	58
19	NOV. 10		CALGARY	4-3	L	8-9-2	18	60	MAR. 2		DALLAS	6-2	W	28-28-4	60
20	NOV. 12		ANAHEIM	2-1	W	9-9-2	20	61	MAR. 4		DETROIT	7-3	L	28-29-4	60
21	NOV. 16		COLORADO	3-1	L	9-10-2	20	62	MAR. 7	@	Detroit	5-2	W	29-29-4	62
22	NOV. 19	@	San Jose	4-3	W	10-10-2	22	63	MAR. 9	@	Columbus	5-4	L	29-30-4	62
23	NOV. 20		COLUMBUS	5-1	W	11-10-2	24	64	MAR. 11		ANAHEIM	5-3	L	29-31-4	62
24	NOV. 22		ANAHEIM	2-1	L	11-11-2	24	65	MAR. 12	@	Anaheim	5-2	L	29-32-4	62
25	NOV. 25	@	Dallas	4-1	W	12-11-2	26	66	MAR. 14	@	Los Angeles	6-2	W	30-32-4	64
26	NOV. 26		VANCOUVER	2-1	W	13-11-2	28	67	MAR. 16	@	Nashville	2-0	L	30-33-4	64
27	NOV. 30	@	Anaheim	6-1	L	13-12-2	28	68	MAR. 19	@	Chicago	3-2	W	31-33-4	66
28	DEC. 3		CAROLINA	8-4	W	14-12-2	30	69	MAR. 21	@	Columbus	5-2	W	32-33-4	68
29	DEC. 5		ATLANTA	5-2	W	15-12-2	32	70	MAR. 23		CHICAGO	4-3	W	33-33-4	70
30	DEC. 11	@	Boston	2-1	W	16-12-2	34	71	MAR. 25		ANAHEIM	5-2	L	33-34-4	70
31	DEC. 13	@	Montreal	5-2	L	16-13-2	34	72	MAR. 28		NASHVILLE	5-3	W	34-34-4	72
32	DEC. 15		TAMPA BAY	3-1	L	16-14-2	34	73	MAR. 30	@	San Jose	5-2	W	35-34-4	74
33	DEC. 17	@	Los Angeles	4-1	L	16-15-2	34	74	APR. 1	@	San Jose	4-3	W	36-34-4	76
34	DEC. 20		ST. LOUIS	5-4	L	16-16-2	34	75	APR. 3	@	Edmonton	7-1	L	36-35-4	76
35	DEC. 22		SAN JOSE	2-1	W	17-16-2	36	76	APR. 5	@	Calgary	5-2	L	36-36-4	76
36	DEC. 23	@	Dallas	3-2	W	18-16-2	38	77	APR. 8		DALLAS	3-2	SOL	36-36-5	77
37	DEC. 26	@	Colorado	7-4	L	18-17-2	38	78	APR. 10		SAN JOSE	3-2	L	36-37-5	77
38	DEC. 28	@	San Jose	5-4	W	19-17-2	40	79	APR. 11	@	Colorado	6-4	L	36-38-5	77
39	DEC. 29		LOS ANGELES	6-5	W	20-17-2	42	80	APR. 13		LOS ANGELES	3-0	W	37-38-5	79
40	DEC. 31		COLORADO	5-2	L	20-18-2	42	81	APR. 15	@	Nashville	5-1	L	37-39-5	79
41	JAN. 5	@	Los Angeles	4-0	L	20-19-2	42	82	APR. 16	@	St. Louis	3-0	W	38-39-5	81

31-46-5 (67 points), 5th Pacific Division

PLAYER	GP	G	A	PTS	PIM	PLAYER	GP	G	A	PTS	PIM
Shane Doan	73	27	28	55	73	Patrick Fischer	27	4	6	10	24
# Ladislav Nagy	55	8	33	41	48	* Mathias Tjarnqvist	26	5	4	9	2
Owen Nolan	76	16	24	40	56	* Niko Kapanen	19	2	7	9	8
*# Yanic Perreault	49	19	14	33	30	Dave Scatchard	46	3	5	8	72
Steven Reinprecht	49	9	24	33	28	* Kevyn Adams	33	1	7	8	8
Ed Jovanovski	54	11	18	29	63	* Daniel Carcillo	18	4	3	7	74
Jeremy Roenick	70	11	17	28	32	Matt Jones	45	1	6	7	39
Zbynek Michalek	82	4	24	28	34	Jeff Taffe	17	4	2	6	2
Keith Ballard	69	5	22	27	59	Yanick Lehoux	7	1	2	3	4
Derek Morris	82	6	19	25	115	*# Joel Perrault	21	1	2	3	14
Michael Zigomanis	75	14	9	23	46	Don MacLean	9	1	1	2	0
# Georges Laraque	56	5	17	22	52	Enver Lisin	17	1	1	2	16
# Mike Comrie	24	7	13	20	20	Josh Gratton	52	1	1	2	188
Travis Roche	50	6	13	19	22	# Dennis Seidenberg	32	1	1	2	16
Fredrik Sjostrom	78	9	9	18	48	Keith Yandle	7	0	2	2	8
Bill Thomas	24	8	6	14	2	* Brendan Bell	14	0	2	2	8
Nick Boynton	59	2	9	11	138	Mike Ricci	7	0	1	1	4

GOALTENDER	GP	MIN	GAA	W-L-T	SO	GA	SA	SV%
Curtis Joseph	55	2993	3.19	18-31-2	4	159	1481	.893
*Mikael Tellqvist	30	1591	3.39	11-11-3	2	90	780	.885
David LeNeveu	6	233	3.86	2-1-0	0	15	142	.894
Michael Morrison	4	127	6.14	0-3-0	0	13	62	.790

* - Acquired during season # - Relocated during season

#	DATE	H/R	OPPONENT	SCORE	RES	RECORD	PTS	#	DATE	H/R	OPPONENT	SCORE	RES	RECORD	PTS
1	OCT. 5		NY ISLANDERS	6-3	W	1-0-0	2	42	JAN. 9	@	Dallas	5-2	W	20-20-2	42
2	OCT. 7		ANAHEIM	2-1	L	1-1-0	2	43	JAN. 11		DETROIT	5-1	L	20-21-2	42
3	OCT. 9	@	Columbus	5-1	L	1-2-0	2	44	JAN. 13		SAN JOSE	4-1	L	20-22-2	42
4	OCT. 11	@	Detroit	9-2	L	1-3-0	2	45	JAN. 15		ST. LOUIS	5-4	W	21-22-2	44
5	OCT. 14	@	Nashville	4-1	L	1-4-0	2	46	JAN. 17	@	Colorado	4-3	L	21-23-2	44
6	OCT. 17	@	St. Louis	5-2	W	2-4-0	4	47	JAN. 18	@	San Jose	5-2	L	21-24-2	44
7	OCT. 19		LOS ANGELES	4-0	L	2-5-0	4	48	JAN. 20	@	Los Angeles	3-2	W	22-24-2	46
8	OCT. 21		DALLAS	4-0	L	2-6-0	4	49	JAN. 26	@	Colorado	5-4	W	23-24-2	48
9	OCT. 23	@	Edmonton	5-2	L	2-7-0	4	50	JAN. 27		PITTSBURGH	7-2	L	23-25-2	48
10	OCT. 24	@	Calgary	6-1	L	2-8-0	4	51	JAN. 31	@	Anaheim	2-1	L	23-26-2	48
11	OCT. 26		EDMONTON	6-2	W	3-8-0	6	52	FEB. 1		NASHVILLE	3-2	W	24-26-2	50
12	OCT. 28		NY RANGERS	7-3	L	3-9-0	6	53	FEB. 3		MINNESOTA	1-0	L	24-27-2	50
13	NOV. 3	@	Anaheim	6-2	L	3-10-0	6	54	FEB. 6	@	Columbus	3-0	W	25-27-2	52
14	NOV. 4		LOS ANGELES	6-4	W	4-10-0	8	55	FEB. 7	@	Detroit	4-2	L	25-28-2	52
15	NOV. 9		DALLAS	1-0	L	4-11-0	8	56	FEB. 10	@	Florida	5-2	L	25-29-2	52
16	NOV. 11		SAN JOSE	2-1	L	4-12-0	8	57	FEB. 13	@	Tampa Bay	5-3	L	25-30-2	52
17	NOV. 14		MINNESOTA	4-3	W	5-12-0	10	58	FEB. 15		ANAHEIM	5-4	OL	25-30-3	53
18	NOV. 16		CHICAGO	3-2	W	6-12-0	12	59	FEB. 17		DETROIT	4-1	L	25-31-3	53
19	NOV. 18	@	Los Angeles	5-3	L	6-13-0	12	60	FEB. 19	@	Nashville	4-1	L	25-32-3	53
20	NOV. 19	@	Anaheim	6-4	L	6-14-0	12	61	FEB. 22		CALGARY	3-2	W	26-32-3	55
21	NOV. 22		NEW JERSEY	3-1	W	7-14-0	14	62	FEB. 26	@	Calgary	5-2	L	26-33-3	55
22	NOV. 24	@	Minnesota	4-0	L	7-15-0	14	63	FEB. 27	@	Edmonton	3-0	W	27-33-3	57
23	NOV. 25	@	St. Louis	2-1	W	8-15-0	16	64	MAR. 1	@	Vancouver	4-3	L	27-34-3	57
24	NOV. 30		LOS ANGELES	7-4	W	9-15-0	18	65	MAR. 3		COLUMBUS	4-3	L	27-35-3	57
25	DEC. 4		NASHVILLE	3-2	W	10-15-0	20	66	MAR. 7	@	Anaheim	2-1	L	27-36-3	57
26	DEC. 6	@	Dallas	3-0	L	10-16-0	20	67	MAR. 8		VANCOUVER	4-2	L	27-37-3	57
27	DEC. 7	@	Chicago	2-1	W	11-16-0	22	68	MAR. 10		CHICAGO	7-5	L	27-38-3	57
28	DEC. 9		DALLAS	4-3	OL	11-16-1	23	69	MAR. 12		PHILADELPHIA	4-0	W	28-38-3	59
29	DEC. 11	@	San Jose	4-0	L	11-17-1	23	70	MAR. 15		SAN JOSE	5-1	L	28-39-3	59
30	DEC. 12	@	Vancouver	5-2	L	11-18-1	23	71	MAR. 17		COLORADO	6-3	L	28-40-3	59
31	DEC. 14		COLUMBUS	5-4	W	12-18-1	25	72	MAR. 18	@	Dallas	5-4	OL	28-40-4	60
32	DEC. 16		CALGARY	6-3	L	12-19-1	25	73	MAR. 20	@	Minnesota	3-2	L	28-41-4	60
33	DEC. 21		EDMONTON	3-2	L	12-20-1	25	74	MAR. 22		ANAHEIM	2-1	W	29-41-4	62
34	DEC. 23		ANAHEIM	2-0	W	13-20-1	27	75	MAR. 24		DALLAS	4-3	OL	29-41-5	63
35	DEC. 26	@	Los Angeles	4-3	OL	13-20-2	28	76	MAR. 27	@	Dallas	6-0	L	29-42-5	63
36	DEC. 28	@	San Jose	3-2	W	14-20-2	30	77	MAR. 29		Colorado	4-3	L	29-43-5	63
37	DEC. 30		SAN JOSE	8-0	W	15-20-2	32	78	MAR. 30	@	San Jose	4-2	L	29-44-5	63
38	JAN. 1	@	Washington	3-2	W	16-20-2	34	79	APR. 3		ST. LOUIS	5-2	L	29-45-5	63
39	JAN. 4	@	Carolina	2-0	W	17-20-2	36	80	APR. 5		LOS ANGELES	3-2	W	30-45-5	65
40	JAN. 5	@	Atlanta	5-4	W	18-20-2	38	81	APR. 7	@	Los Angeles	3-2	L	30-46-5	65
41	JAN. 7	@	Chicago	4-2	W	19-20-2	40	82	APR. 8		VANCOUVER	3-1	W	31-46-5	67

38-37-7 (83 points), 4th Pacific Division

PLAYER	GP	G	A	PTS	PIM	PLAYER	GP	G	A	PTS	PIM
Shane Doan	80	28	50	78	59	Keith Yandle	43	5	7	12	14
Radim Vrbata	76	27	29	56	14	Nick Boynton	79	3	9	12	125
Peter Mueller	81	22	32	54	32	Mathias Tjanqvist	78	4	7	11	34
Ed Jovanovski	80	12	39	51	73	Craig Weller	59	3	8	11	80
Steven Reinprecht	81	16	30	46	26	Enver Lisin	13	4	1	5	6
Martin Hanzal	72	8	27	35	28	Mike Zigomanis	33	2	1	3	6
Niko Kapanen	79	10	18	28	34	Matt Jones	45	0	2	2	10
Daniel Winnik	79	11	15	26	25	Kyle Turris	3	0	1	1	2
Derek Morris	82	8	17	25	83	Matt Murley	3	0	1	1	0
Daniel Carcillo	57	13	11	24	324	*Marcel Hossa	14	0	0	0	4
Keith Ballard	82	6	15	21	85	Bill Thomas	7	0	0	0	0
#Fredrik Sjostrom	51	10	9	19	14	Brendan Bell	2	0	0	0	0
Joel Perrault	49	7	10	17	48	Pete Vandermeer	2	0	0	0	0
Zbynek Michalek	75	4	13	17	34	Ryan Caldwell	2	0	0	0	2
Mike York	63	6	8	14	4	Josh Gratton	1	0	0	0	5

GOALTENDER	GP	MIN	GAA	W-L-T	SO	GA	SA	SV%
*Ilya Bryzgalov	55	3167	2.43	26-22-5	3	128	1621	.921
Mikael Tellqvist	22	1224	2.75	9-8-2	2	56	607	.908
#Alex Auld	9	509	3.54	3-6-0	1	30	249	.880
David Aebischer	1	60	3.00	0-1-0	0	3	33	.909

* - Acquired during season # - Relocated during season

#	DATE	H/R	OPPONENT	SCORE	RES	RECORD	PTS	#	DATE	H/R	OPPONENT	SCORE	RES	RECORD	PTS
1	OCT. 4		ST. LOUIS	3-2	W	1-0-0	2	42	JAN. 10	@	Edmonton	5-2	L	22-19-1	45
2	OCT. 6		BOSTON	3-1	L	1-1-0	2	43	JAN. 11	@	Vancouver	4-3	W	23-19-1	47
3	OCT. 10	@	Columbus	3-0	L	1-2-0	2	44	JAN. 13	@	Minnesota	4-1	L	23-20-1	47
4	OCT. 11	@	Nashville	6-3	W	2-2-0	4	45	JAN. 15		SAN JOSE	5-3	W	24-20-1	49
5	OCT. 13		MINNESOTA	3-2	L	2-3-0	4	46	JAN. 17		COLUMBUS	4-3	L	24-21-1	49
6	OCT. 18		EDMONTON	4-2	L	2-4-0	4	47	JAN. 19		CHICAGO	2-1	OL	24-21-2	50
7	OCT. 20		DETROIT	5-2	L	2-5-0	4	48	JAN. 21		BUFFALO	6-2	W	25-21-2	52
8	OCT. 25	@	Anaheim	1-0	W	3-5-0	6	49	JAN. 24		NASHVILLE	4-3	W	26-21-2	54
9	OCT. 27		DALLAS	5-3	L	3-6-0	6	50	JAN. 29	@	Columbus	4-2	W	27-21-2	56
10	OCT. 30	@	St. Louis	2-1	W	4-6-0	8	51	JAN. 30	@	Detroit	3-2	L	27-22-2	56
11	NOV. 2	@	Dallas	5-0	W	5-6-0	10	52	FEB. 2	@	Nashville	3-2	OL	27-22-3	57
12	NOV. 3		ANAHEIM	5-2	L	5-7-0	10	53	FEB. 4	@	Colorado	4-3	W	28-22-3	59
13	NOV. 7	@	Anaheim	6-5	W	6-7-0	12	54	FEB. 5	@	CALGARY	4-3	OL	28-22-4	60
14	NOV. 8		DALLAS	5-2	W	7-7-0	14	55	FEB. 7		COLUMBUS	2-1	L	28-23-4	60
15	NOV. 10	@	San Jose	4-1	L	7-8-0	14	56	FEB. 10		NASHVILLE	6-3	L	28-24-4	60
16	NOV. 12	@	San Jose	5-0	L	7-9-0	14	57	FEB. 11	@	Dallas	2-1	L	28-25-4	60
17	NOV. 15		SAN JOSE	6-0	L	7-10-0	14	58	FEB. 14		DALLAS	5-2	W	29-25-4	62
18	NOV. 17	@	Los Angeles	1-0	W	8-10-0	16	59	FEB. 16		LOS ANGELES	4-3	W	30-25-4	64
19	NOV. 21		LOS ANGELES	4-1	W	9-10-0	18	60	FEB. 18	@	Los Angeles	4-0	W	31-25-4	66
20	NOV. 23	@	Anaheim	4-3	W	10-10-0	20	61	FEB. 19		CALGARY	4-1	L	31-26-4	66
21	NOV. 24		TORONTO	5-1	W	11-10-0	22	62	FEB. 22		COLORADO	3-2	OL	31-26-5	67
22	NOV. 28	@	Minnesota	3-1	L	11-11-0	22	63	FEB. 24		ST. LOUIS	2-0	W	32-26-5	69
23	NOV. 30	@	Chicago	6-1	L	11-12-0	22	64	FEB. 27	@	Chicago	1-0	L	32-27-5	69
24	DEC. 1	@	Detroit	3-2	L	11-13-0	22	65	FEB. 28	@	St. Louis	2-1	W	33-27-5	71
25	DEC. 3	@	Pittsburgh	3-1	L	11-14-0	22	66	MAR. 1		CALGARY	3-1	L	33-28-5	71
26	DEC. 5		LOS ANGELES	4-1	W	12-14-0	24	67	MAR. 5	@	Dallas	2-1	W	34-28-5	73
27	DEC. 7		SAN JOSE	1-0	L	12-15-0	24	68	MAR. 6		MONTREAL	4-2	L	34-29-5	73
28	DEC. 8	@	Los Angeles	4-2	W	13-15-0	26	69	MAR. 8		OTTAWA	4-2	L	34-30-5	73
29	DEC. 13	@	Ny Islanders	3-2	L	13-16-0	26	70	MAR. 11		ANAHEIM	3-2	W	35-30-5	75
30	DEC. 15	@	New Jersey	4-1	W	14-16-0	28	71	MAR. 13		VANCOUVER	2-0	W	36-30-5	77
31	DEC. 16	@	Ny Rangers	5-1	W	15-16-0	30	72	MAR. 15		EDMONTON	5-2	L	36-31-5	77
32	DEC. 18	@	Philadelphia	3-2	W	16-16-0	32	73	MAR. 17	@	Vancouver	3-1	L	36-32-5	77
33	DEC. 20	@	San Jose	3-2	W	17-16-0	34	74	MAR. 18	@	Edmonton	8-4	L	36-33-5	77
34	DEC. 22		VANCOUVER	2-1	OL	17-16-1	35	75	MAR. 20		LOS ANGELES	6-5	OL	36-33-6	78
35	DEC. 27		MINNESOTA	3-2	L	17-17-1	35	76	MAR. 22		ANAHEIM	2-1	L	36-34-6	78
36	DEC. 29		DETROIT	4-2	L	17-18-1	35	77	MAR. 25		SAN JOSE	5-4	W	37-34-6	80
37	DEC. 31		COLORADO	4-3	W	18-18-1	37	78	MAR. 27	@	Los Angeles	4-0	L	37-35-6	80
38	JAN. 2	@	Colorado	5-2	W	19-18-1	39	79	MAR. 30	@	San Jose	3-1	L	37-36-6	80
39	JAN. 3		CHICAGO	4-2	W	20-18-1	41	80	APR. 3		DALLAS	4-2	L	37-37-6	80
40	JAN. 5		ANAHEIM	3-2	W	21-18-1	43	81	APR. 4	@	Dallas	4-2	W	38-37-6	82
41	JAN. 8	@	Calgary	3-1	W	22-18-1	45	82	APR. 6	@	Anaheim	3-2	OL	38-37-7	83

36-39-7 (79 points), 4th Pacific Division

PLAYER	GP	G	A	PTS	PIM
Shane Doan	82	31	42	73	72
#Olli Jokinen	57	21	21	42	49
Steven Reinprecht	73	14	27	41	20
Ed Jovanovski	82	9	27	36	106
Peter Mueller	72	13	23	36	24
Martin Hanzal	74	11	20	31	40
Keith Yandle	69	4	26	30	37
Mikkel Boedker	78	11	17	28	18
Zbynek Michalek	82	6	21	27	28
Enver Lisin	48	13	8	21	24
*Joakim Lindstrom	44	9	11	20	28
Kyle Turris	63	8	12	20	21
*Matthew Lombardi	19	5	11	16	14
Viktor Tikhonov	61	8	8	16	20
Todd Fedoruk	72	6	7	13	72
*Scottie Upshall	19	8	5	13	26
#Derek Morris	57	5	7	12	24

PLAYER	GP	G	A	PTS	PIM
*Ken Klee	68	1	10	11	24
*Petr Prucha	19	2	8	10	6
#Daniel Carcillo	54	3	7	10	174
Kevin Porter	34	5	5	10	4
David Hale	48	3	6	9	36
Kurt Sauer	68	1	6	7	36
Daniel Winnik	49	3	4	7	63
*Dmitri Kalinin	15	1	3	4	6
Steven Goertzen	16	2	2	4	24
Joel Perrault	7	2	1	3	4
*Nigel Dawes	12	0	2	2	0
*Brandon Prust	11	0	1	1	29
Jeff Hoggan	4	0	1	1	7
David Schlemko	3	0	1	1	0
Brian McGrattan	5	0	0	0	22
Garth Murray	10	0	0	0	12
*Alexander Nikulin	1	0	0	0	0

GOALTENDER	GP	MIN	GAA	W-L-T	SO	GA	SA	SV%
Ilya Bryzgalov	65	3759	2.98	26-31-6	3	187	1994	.906
#Mikael Tellqvist	15	798	2.86	7-5-1	0	38	408	.907
Al Montoya	5	259	2.08	3-1-0	1	9	120	.925
Josh Tordjman	2	118	4.07	0-2-0	0	8	62	.871

* - Acquired during season # - Relocated during season

#	DATE	H/R	OPPONENT	SCORE	RES	RECORD	PTS	#	DATE	H/R	OPPONENT	SCORE	RES	RECORD	PTS
1	OCT. 11		COLUMBUS	3-1	W	1-0-0	2	42	JAN. 8		TAMPA BAY	3-2	W	20-17-5	45
2	OCT. 12	@	Anaheim	4-2	W	2-0-0	4	43	JAN. 10		DALLAS	1-0	W	21-17-5	47
3	OCT. 15	@	Chicago	4-1	L	2-1-0	4	44	JAN. 13	@	Minnesota	6-3	L	21-18-5	47
4	OCT. 17	@	Ottawa	6-3	L	2-2-0	4	45	JAN. 15	@	Vancouver	4-1	W	22-18-5	49
5	OCT. 18	@	Montreal	4-1	L	2-3-0	4	46	JAN. 17	@	Calgary	4-3	W	23-18-5	51
6	OCT. 23		WASHINGTON	2-1	W	3-3-0	6	47	JAN. 18	@	Edmonton	6-3	L	23-19-5	51
7	OCT. 25		CALGARY	4-1	L	3-4-0	6	48	JAN. 20		DETROIT	6-3	W	24-19-5	53
8	OCT. 30		PITTSBURGH	4-1	W	4-4-0	8	49	JAN. 27		ANAHEIM	7-3	L	24-20-5	53
9	NOV. 1		MINNESOTA	3-2	L	4-5-0	8	50	JAN. 29	@	San Jose	2-0	L	24-21-5	53
10	NOV. 4	@	Calgary	4-2	W	5-5-0	10	51	JAN. 31		BUFFALO	2-0	L	24-22-5	53
11	NOV. 6	@	Vancouver	1-0	L	5-6-0	10	52	FEB. 3	@	Nashville	2-1	L	24-23-5	53
12	NOV. 8		FLORIDA	4-1	W	6-6-0	12	53	FEB. 4	@	Detroit	5-4	L	24-24-5	53
13	NOV. 9		SAN JOSE	4-2	W	7-6-0	14	54	FEB. 7		CAROLINA	7-2	L	24-25-5	53
14	NOV. 12	@	Columbus	5-2	W	8-6-0	16	55	FEB. 11	@	Dallas	1-0	W	25-25-5	55
15	NOV. 13	@	Minnesota	4-0	L	8-7-0	16	56	FEB. 12		VANCOUVER	4-3	L	25-26-5	55
16	NOV. 15		Dallas	3-2	L	8-8-0	16	57	FEB. 14		CALGARY	7-5	L	25-27-5	55
17	NOV. 18		CHICAGO	3-2	OL	8-8-1	17	58	FEB. 16		EDMONTON	3-1	L	25-28-5	55
18	NOV. 21	@	Carolina	5-2	L	8-9-1	17	59	FEB. 19		ATLANTA	4-3	W	26-28-5	57
19	NOV. 22	@	Philadelphia	4-3	OL	8-9-2	18	60	FEB. 21	@	Los Angeles	6-3	W	27-28-5	59
20	NOV. 24	@	NY Rangers	4-1	I	8-10-2	18	61	FEB. 24	@	St. Louis	2-1	L	27-29-5	59
21	NOV. 26	@	Columbus	3-2	W	9-10-2	20	62	FEB. 26	@	Nashville	4-1	L	27-30-5	59
22	NOV. 28		COLORADO	2-1	W	10-10-2	22	63	FEB. 28		ST. LOUIS	3-1	L	27-31-5	59
23	NOV. 29		SAN JOSE	3-2	L	10-11-2	22	64	MAR. 5	@	Boston	2-1	W	28-31-5	61
24	DEC. 2		LOS ANGELES	4-2	W	11-11-2	24	65	MAR. 6	@	Buffalo	5-1	L	28-32-5	61
25	DEC. 4		TORONTO	6-3	W	12-11-2	26	66	MAR. 8	@	NY Islanders	3-2	L	28-33-5	61
26	DEC. 6	@	St. Louis	4-3	L	12-12-2	26	67	MAR. 10	@	Detroit	3-2	OL	28-33-6	62
27	DEC. 7	@	Chicago	7-1	L	12-13-2	26	68	MAR. 12	@	New Jersey	5-2	L	28-34-6	62
28	DEC. 10	@	Dallas	5-3	W	13-13-2	28	69	MAR. 14		NASHVILLE	2-0	L	28-35-6	62
29	DEC. 11		MINNESOTA	3-1	W	14-13-2	30	70	MAR. 17		SAN JOSE	4-3	W	29-35-6	64
30	DEC. 13		DETROIT	5-4	OL	14-13-3	31	71	MAR. 19		ANAHEIM	3-2	OL	29-35-7	65
31	DEC. 16	@	Dallas	2-1	OL	14-13-4	32	72	MAR. 21		VANCOUVER	5-1	W	30-35-7	67
32	DEC. 18		NASHVILLE	2-1	W	15-13-4	34	73	MAR. 22	@	Anaheim	6-2	L	30-36-7	67
33	DEC. 20		COLUMBUS	2-0	W	16-13-4	36	74	MAR. 16		EDMONTON	3-2	W	31-36-7	69
34	DEC. 22	@	Edmonton	4-2	L	16-14-4	36	75	MAR. 28	@	San Jose	3-2	L	31-37-7	69
35	DEC. 23	@	Colorado	5-4	OL	16-14-5	37	76	MAR. 30		DALLAS	6-5	W	32-37-7	71
36	DEC. 26	@	Los Angeles	2-1	W	17-14-5	39	77	APR. 1	@	Colorado	3-0	W	33-37-7	73
37	DEC. 27		LOS ANGELES	4-0	L	17-15-5	39	78	APR. 2		LOS ANGELES	2-1	W	34-37-7	75
38	DEC. 31		COLORADO	3-1	W	18-15-5	41	79	APR. 4	@	Los Angeles	6-1	L	34-38-7	75
39	JAN. 2		NY ISLANDERS	5-4	W	19-15-5	43	80	APR. 7		ST. LOUIS	5-1	L	34-39-7	75
40	JAN. 4	@	Anaheim	2-0	L	19-16-5	43	81	APR. 9	@	San Jose	4-1	W	35-39-7	77
41	JAN. 6		CHICAGO	6-0	L	19-17-5	43	82	APR. 11		ANAHEIM	5-4	W	36-39-7	79

50-25-7 (107 points), 2nd Pacific Division

PLAYER	GP	G	A	PTS	PIM
Shane Doan	82	18	37	55	41
Matthew Lombardi	78	19	34	53	36
Radim Vrbata	82	24	19	43	24
Keith Yandle	82	12	29	41	45
Ed Jovanovski	66	10	24	34	55
Martin Hanzal	81	11	22	33	104
Scottie Upshall	49	18	14	32	50
Vernon Fiddler	76	8	22	30	46
Robert Lang	64	9	20	29	28
Adrian Aucoin	82	8	20	28	56
Taylor Pyatt	74	12	11	23	39
Petr Prucha	79	13	9	22	23
Daniel Winnik	74	4	15	19	12
*Lee Stempniak	18	14	4	18	8
*Wojtek Wolski	18	6	12	18	6

PLAYER	GP	G	A	PTS	PIM
#Peter Mueller	54	4	13	17	8
Zbynek Michalek	72	3	14	17	30
Jim Vandermeer	62	4	8	12	60
Lauri Korpikoski	71	5	6	11	16
Sami Lepisto	66	1	10	11	60
Paul Bissonnette	41	3	2	5	117
David Schlemko	17	1	4	5	8
*Derek Morris	18	1	3	4	11
*Mathieu Schneider	8	0	4	4	4
Mikkel Boedker	14	1	2	3	0
*#Anders Eriksson	12	0	3	3	2
*Petteri Nokelainen	17	1	1	2	6
Shaun Heshka	8	0	2	2	4
Joel Perrault	2	1	0	1	0
#Kevin Porter	4	0	0	0	0

GOALTENDER	GP	MIN	GAA	W-L-T	SO	GA	SA	SV%
Ilya Bryzgalov	69	4084	2.29	42-20-6	8	156	1961	.920
Jason LaBarbera	17	927	2.13	8-5-1	0	33	927	.928

* - Acquired during season # - Relocated during season

#	DATE	H/R	OPPONENT	SCORE	RES	RECORD	PTS	#	DATE	H/R	OPPONENT	SCORE	RES	RECORD	PTS
1	OCT. 3	@	Los Angeles	6-3	W	1-0-0	2	42	DEC. 31		SAN JOSE	3-2	OL	25-13-4	54
2	OCT. 7	@	Pittsburgh	3-0	W	2-0-0	4	43	JAN. 2		DETROIT	4-1	L	25-14-4	54
3	OCT. 8	@	Buffalo	2-1	L	2-1-0	4	44	JAN. 5	@	Edmonton	5-4	W	26-14-4	56
4	OCT. 10		COLUMBUS	2-0	L	2-2-0	4	45	JAN. 7	@	Vancouver	4-0	L	26-15-4	56
5	OCT. 12	@	San Jose	1-0	W	3-2-0	6	46	JAN. 9		NY ISLANDERS	5-4	OL	26-15-5	57
6	OCT. 15		ST. LOUIS	3-2	W	4-2-0	8	47	JAN. 12		SAN JOSE	3-1	L	26-16-5	57
7	OCT. 17		BOSTON	4-1	W	5-2-0	10	48	JAN. 14		NEW JERSEY	4-3	W	27-16-5	59
8	OCT. 22		DETROIT	3-2	W	6-2-0	12	49	JAN. 16		MINNESOTA	6-4	W	28-16-5	61
9	OCT. 24		LOS ANGELES	5-3	L	6-3-0	12	50	JAN. 18		BUFFALO	7-2	L	28-17-5	61
10	OCT. 26	@	NY Rangers	5-2	L	6-4-0	12	51	JAN. 21		NASHVILLE	4-2	W	29-17-5	63
11	OCT. 28	@	Columbus	4-1	W	7-4-0	14	52	JAN. 23	@	Washington	4-2	L	29-18-5	63
12	OCT. 29	@	St. Louis	2-0	W	8-4-0	16	53	JAN. 26	@	Detroit	5-4	W	30-18-5	65
13	OCT. 31		ANAHEIM	3-2	W	9-4-0	18	54	JAN. 28		CALGARY	3-2	W	31-18-5	67
14	NOV. 2		LOS ANGELES	5-3	L	9-5-0	18	55	JAN. 30		NY RANGERS	3-2	W	32-18-5	69
15	NOV. 4	@	Colorado	4-1	L	9-6-0	18	56	JAN. 31	@	Dallas	4-2	W	33-18-5	71
16	NOV. 5		CHICAGO	3-1	W	10-6-0	20	57	FEB. 2	@	Nashville	1-0	W	34-18-5	73
17	NOV. 7	@	Anaheim	4-3	L	10-7-0	20	58	FEB. 5	@	Chicago	2-1	W	35-18-5	75
18	NOV. 12		MONTREAL	4-2	L	10-8-0	20	59	FEB. 6	@	Dallas	4-0	L	35-19-5	75
19	NOV. 14		DALLAS	3-2	W	11-8-0	22	60	FEB. 8		EDMONTON	6-1	W	36-19-5	77
20	NOV. 16		TAMPA BAY	4-1	L	11-9-0	22	61	FEB. 10	@	Minnesota	3-2	W	37-19-5	79
21	NOV. 18	@	Minnesota	3-2	W	12-9-0	24	62	FEB. 12	@	Colorado	2-1	L	37-20-5	79
22	NOV. 19	@	St. Louis	3-2	OL	12-9-1	25	63	FEB. 13		DALLAS	3-0	L	37-21-5	79
23	NOV. 21		PHILADELPHIA	3-1	W	13-9-1	27	64	MAR. 2		ST. LOUIS	5-2	L	37-22-5	79
24	NOV. 23	@	Edmonton	4-0	L	13-10-1	27	65	MAR. 4		COLORADO	3-1	W	38-22-5	81
25	NOV. 25	@	Calgary	2-1	L	13-11-1	27	66	MAR. 6		ANAHEIM	4-0	W	39-22-5	83
26	NOV. 27		DALLAS	5-2	W	14-11-1	29	67	MAR. 10		VANCOUVER	4-3	W	40-22-5	85
27	NOV. 29	@	Anaheim	3-2	W	15-11-1	31	68	MAR. 13	@	Carolina	4-0	W	41-22-5	87
28	DEC. 3		CALGARY	2-1	W	16-11-1	33	69	MAR. 14	@	Atlanta	3-2	W	42-22-5	89
29	DEC. 5		OTTAWA	3-2	W	17-11-1	35	70	MAR. 16	@	Tampa Bay	2-1	W	43-22-5	91
30	DEC. 7		MINNESOTA	2-0	W	18-11-1	37	71	MAR. 18	@	Florida	4-3	W	44-22-5	93
31	DEC. 10	@	Los Angeles	3-2	OL	18-11-2	38	72	MAR. 20		CHICAGO	5-4	W	45-22-5	95
32	DEC. 12		SAN JOSE	2-1	W	19-11-2	40	73	MAR. 21	@	Dallas	3-2	W	46-22-5	97
33	DEC. 14	@	Detroit	3-2	L	19-12-2	40	74	MAR. 23	@	Chicago	2-0	L	46-23-5	97
34	DEC. 16	@	Toronto	6-3	W	20-12-2	42	75	MAR. 25	@	Nashville	4-3	OL	46-23-6	98
35	DEC. 17	@	Columbus	2-1	W	21-12-2	44	76	MAR. 27		COLORADO	6-2	W	47-23-6	100
36	DEC. 19	@	Anaheim	4-2	L	21-13-2	44	77	MAR. 30	@	Vancouver	4-1	L	47-24-6	100
37	DEC. 21		COLUMBUS	5-2	W	22-13-2	46	78	MAR. 31	@	Calgary	2-1	L	47-25-6	100
38	DEC. 23		ANAHEIM	4-0	W	23-13-2	48	79	APR. 3		EDMONTON	3-2	W	48-25-6	102
39	DEC. 26		LOS ANGELES	3-2	W	24-13-2	50	80	APR. 7		NASHVILLE	5-2	W	49-25-6	104
40	DEC. 28	@	San Jose	3-2	OL	24-13-3	51	81	APR. 8	@	Los Angeles	3-2	W	50-25-6	106
41	DEC. 29		VANCOUVER	3-2	W	25-13-3	53	82	APR. 10	@	San Jose	3-2	OL	50-25-7	107

43-26-13 (99 points), 3rd Pacific Division

PLAYER	GP	G	A	PTS	PIM
Shane Doan	72	20	40	60	67
Keith Yandle	82	11	48	59	68
Ray Whitney	75	17	40	57	24
Radim Vrbata	79	19	29	48	20
Lauri Korpikoski	79	19	21	40	20
Eric Belanger	82	13	27	40	36
Lee Stempniak	82	19	19	38	19
Taylor Pyatt	76	18	13	31	27
#Scottie Upshall	61	16	11	27	42
Martin Hanzal	61	16	10	26	54
Kyle Turris	65	11	14	25	16
Vernon Fiddler	71	6	16	22	46
Adrian Aucoin	75	3	19	22	52
#Wojtek Wolski	36	6	10	16	10
Derek Morris	77	5	11	16	58

PLAYER	GP	G	A	PTS	PIM
Ed Jovanovski	50	5	9	14	39
David Schlemko	43	4	10	14	24
Mikkel Boedker	34	4	10	14	8
#Sami Lepisto	51	4	7	11	37
Oliver Ekman-Larsson	48	1	10	11	24
*Michal Rozsival	33	3	3	6	20
Andrew Ebbett	33	2	3	5	4
Brett MacLean	13	2	1	3	2
Paul Bissonnette	48	1	0	1	71
*Rostislav Klesla	16	1	0	1	12
Nolan Yonkman	16	0	1	1	39
#Petr Prucha	11	0	1	1	4
Chris Summers	2	0	0	0	4
Ryan Hollweg	3	0	0	0	0
Garrett Stafford	2	0	0	0	0

GOALTENDER	GP	MIN	GAA	W-L-T	SO	GA	SA	SV%
Ilya Bryzgalov	68	4059	2.48	36-20-10	7	168	2125	.921
Jason LaBarbera	17	882	3.26	7-6-3	2	48	529	.909
Matt Climie	1	32	1.88	0-0-0	0	1	16	.938

* - Acquired during season # - Relocated during season

#	DATE	H/R	OPPONENT	SCORE	RES	RECORD	PTS	#	DATE	H/R	OPPONENT	SCORE	RES	RECORD	PTS
1	OCT. 9	@	Boston	5-2	W	1-0-0	2	42	JAN. 10	@	St. Louis	4-3	W	20-13-9	49
2	OCT. 10		BOSTON	3-0	L	1-1-0	2	43	JAN. 11	@	Columbus	4-3	W	21-13-9	51
3	OCT. 16		DETROIT	2-1	OL	1-1-1	3	44	JAN. 13		TORONTO	5-1	W	22-13-9	53
4	OCT. 17	@	Anaheim	3-2	L	1-2-1	3	45	JAN. 15		ANAHEIM	6-2	W	23-13-9	55
5	OCT. 21		LOS ANGELES	4-2	W	2-2-1	5	46	JAN. 17		SAN JOSE	4-2	L	23-14-9	55
6	OCT. 23		CAROLINA	4-3	OL	2-2-2	6	47	JAN. 18		NASHVILLE	5-2	L	23-15-9	55
7	OCT. 25	@	Montreal	3-2	OL	2-2-3	7	48	JAN. 20	@	Los Angeles	2-0	W	24-15-9	57
8	OCT. 26	@	Ottawa	5-2	L	2-3-3	7	49	JAN. 22		LOS ANGELES	4-3	L	24-16-9	57
9	OCT. 28	@	Detroit	4-2	W	3-3-3	9	50	JAN. 25		EDMONTON	4-3	L	24-17-9	57
10	OCT. 30		TAMPA BAY	3-0	L	3-4-3	9	51	JAN. 26	@	Colorado	5-2	W	25-17-9	59
11	NOV. 3		NASHVILLE	4-3	W	4-4-3	11	52	FEB. 1	@	San Jose	5-3	L	25-18-9	59
12	NOV. 5	@	Dallas	6-3	L	4-5-3	11	53	FEB. 2		VANCOUVER	6-0	L	25-19-9	59
13	NOV. 6		PITTSBURGH	4-3	OL	4-5-4	12	54	FEB. 5		MINNESOTA	1-0	W	26-19-9	61
14	NOV. 8	@	Detroit	3-2	OL	4-5-5	13	55	FEB. 7		COLORADO	3-0	W	27-19-9	63
15	NOV. 10	@	Chicago	2-1	W	5-5-5	15	56	FEB. 9	@	Dallas	3-2	W	28-19-9	65
16	NOV. 12		CALGARY	5-4	W	6-5-5	17	57	FEB. 12		CHICAGO	3-2	W	29-19-9	67
17	NOV. 13		ST LOUIS	5-3	W	7-5-5	19	58	FEB. 14		WASHINGTON	3-2	W	30-19-9	69
18	NOV. 17	@	Calgary	3-1	W	8-5-5	21	59	FEB. 17		ATLANTA	4-3	W	31-19-9	71
19	NOV. 19	@	Edmonton	4-3	W	9-5-5	23	60	FEB. 19	@	Nashville	3-2	W	32-19-9	73
20	NOV. 21	@	Vancouver	3-2	W	10-5-5	25	61	FEB. 22	@	Philadelphia	3-2	W	33-19-9	75
21	NOV. 23		EDMONTON	5-0	W	11-5-5	27	62	FEB. 23	@	Tampa Bay	8-3	L	33-20-9	75
22	NOV. 27		ANAHEIM	6-4	L	11-6-5	27	63	FEB. 25	@	Columbus	5-3	L	33-21-9	75
23	NOV. 30	@	Nashville	3-0	L	11-7-5	27	64	FEB. 27	@	Chicago	4-3	OL	33-21-10	76
24	DEC. 1	@	Minnesota	4-2	W	12-7-5	29	65	MAR. 1		DALLAS	3-2	L	33-22-10	76
25	DEC. 4		FLORIDA	2-1	OL	12-7-6	30	66	MAR. 3	@	Los Angeles	1-0	L	33-23-10	76
26	DEC. 5	@	Anaheim	3-0	W	13-7-6	32	67	MAR. 5		DETROIT	5-4	W	34-23-10	78
27	DEC. 9		MINNESOTA	3-2	L	13-8-6	32	68	MAR. 8		VANCOUVER	4-3	OL	34-23-11	79
28	DEC. 11		DALLAS	5-2	W	14-8-6	34	69	MAR. 10		CALGARY	3-0	W	35-23-11	81
29	DEC. 15	@	New Jersey	3-0	L	14-9-6	34	70	MAR. 13	@	Anaheim	5-2	W	36-23-11	83
30	DEC. 16	@	NY Rangers	4-3	OL	14-9-7	35	71	MAR. 15	@	Calgary	4-3	W	37-23-11	85
31	DEC. 18	@	NY Islanders	4-3	W	15-9-7	37	72	MAR. 17	@	Edmonton	3-1	W	38-23-11	87
32	DEC. 20	@	Pittsburgh	6-1	L	15-10-7	37	73	MAR. 18	@	Vancouver	3-1	W	39-23-11	89
33	DEC. 23	@	San Jose	4-1	L	15-11-7	37	74	MAR. 20		CHICAGO	2-1	L	39-24-11	89
34	DEC. 26	@	Dallas	1-0	W	16-11-7	39	75	MAR. 22		ST. LOUIS	2-1	W	40-24-11	91
35	DEC. 28		ANAHEIM	3-1	L	16-12-7	39	76	MAR. 24		COLUMBUS	3-0	W	41-24-11	93
36	DEC. 29		LOS ANGELES	5-2	W	17-12-7	41	77	MAR. 26		SAN JOSE	4-1	L	41-25-11	93
37	DEC. 31	@	St. Louis	4-3	L	17-13-7	41	78	MAR. 29		DALLAS	2-1	W	42-25-11	95
38	JAN. 2	@	Minnesota	6-5	OL	17-13-8	42	79	APR. 1		COLORADO	4-3	OL	42-25-12	96
39	JAN. 4		COLUMBUS	4-2	W	18-13-8	44	80	APR. 6	@	Los Angeles	3-2	OL	42-25-13	97
40	JAN. 6	@	Colorado	2-0	W	19-13-8	46	81	APR. 8		SAN JOSE	4-3	W	43-25-13	99
41	JAN. 8		BUFFALO	2-1	OL	19-13-9	47	82	APR. 9	@	San Jose	3-1	L	43-26-13	107

42-27-13 (97 points), 1st Pacific Division

PLAYER	GP	G	A	PTS	PIM	PLAYER	GP	G	A	PTS	PIM
Ray Whitney	82	24	53	77	28	Michal Rozsival	54	1	12	13	34
Radim Vrbata	77	35	27	62	24	Derek Morris	59	2	9	11	38
Shane Doan	79	22	28	50	48	David Schlemko	46	1	10	11	10
Keith Yandle	82	11	32	43	51	Adrian Aucoin	64	2	7	9	42
Lauri Korpikoski	82	17	20	37	14	*David Rundblad	30	1	6	7	6
*Antoine Vermette	82	11	26	37	28	*#Cal O'Reilly	22	2	3	5	2
Martin Hanzal	64	8	26	34	63	Patrick O'Sullivan	23	2	2	4	2
Oliver Ekman-Larsson	82	13	19	32	32	Marc-Antoine Pouliot	13	0	4	4	2
Daymond Langkow	73	11	19	30	14	Michael Stone	13	1	2	3	2
Raffi Torres	79	15	11	26	83	Chris Summers	21	0	3	3	11
Mikkel Boedker	82	11	13	24	12	Paul Bissonnette	31	1	0	1	41
Boyd Gordon	75	8	15	23	10	#Petteri Nokelainen	5	0	1	1	0
Taylor Pyatt	73	9	10	19	23	Andy Miele	7	0	0	0	6
Kyle Chipchura	53	3	13	16	42	#Kyle Turris	6	0	0	0	4
*Gilbert Brule	33	5	9	14	11	Alexandre Bolduc	2	0	0	0	2
Rostislav Klesla	65	3	10	13	54	Matt Watkins	1	0	0	0	0

GOALTENDER	GP	MIN	GAA	W-L-T	SO	GA	SA	SV%
Mike Smith	67	3903	2.21	38-18-10	8	144	2066	.930
Jason LaBarbera	19	1015	2.54	3-9-3	0	43	486	.912
Curtis McElhinney	2	72	1.67	1-0-0	0	2	36	.944

* - Acquired during season # - Relocated during season

#	DATE	H/R	OPPONENT	SCORE	RES	RECORD	PTS	#	DATE	H/R	OPPONENT	SCORE	RES	RECORD	PTS
1	OCT. 8	@	San Jose	6-3	L	0-1-0	0	42	JAN. 7		N.Y. ISLANDERS	5-1	W	20-17-5	45
2	OCT. 10	@	Dallas	2-1	OL	0-1-1	1	43	JAN. 10	@	N.Y. Rangers	2-1	OL	20-17-6	46
3	OCT. 13	@	Nashville	5-2	W	1-1-1	3	44	JAN. 12	@	Detroit	3-2	OL	20-17-7	47
4	OCT. 15		WINNIPEG	4-1	W	2-1-1	5	45	JAN. 13	@	Columbus	3-2	L	20-18-7	47
5	OCT. 18		CHICAGO	5-2	L	2-2-1	5	46	JAN. 16		COLORADO	6-1	W	21-18-7	49
6	OCT. 20		LOS ANGELES	2-0	L	2-3-1	5	47	JAN. 18	@	Anaheim	6-2	L	21-19-7	49
7	OCT. 23	@	Anaheim	5-4	W	3-3-1	7	48	JAN. 19		DETROIT	3-2	OL	21-19-8	50
8	OCT. 25		DALLAS	3-2	OL	3-3-2	8	49	JAN. 21		TAMPA BAY	4-3	L	21-20-8	50
9	OCT. 27		NEW JERSEY	5-3	W	4-3-2	10	50	JAN. 24		OTTAWA	3-2	W	22-20-8	52
10	OCT. 29		LOS ANGELES	3-2	W	5-3-2	12	51	JAN. 31		ANAHEIM	4-1	L	22-21-8	52
11	NOV. 2	@	Colorado	4-1	W	6-3-2	14	52	FEB. 4		SAN JOSE	5-3	W	23-21-8	54
12	NOV. 3		NASHVILLE	3-0	L	6-4-2	14	53	FEB. 6		DETROIT	3-1	W	24-21-8	56
13	NOV. 5		EDMONTON	4-2	W	7-4-2	16	54	FEB. 7	@	Dallas	4-1	W	25-21-8	58
14	NOV. 10		MONTREAL	3-2	OL	7-4-3	17	55	FEB. 9		CALGARY	2-1	W	26-21-8	60
15	NOV. 12	@	San Jose	3-0	W	8-4-3	19	56	FEB. 11		CHICAGO	3-0	W	27-21-8	62
16	NOV. 15	@	Toronto	3-2	W	9-4-3	21	57	FEB. 13	@	Vancouver	2-1	OL	27-21-9	63
17	NOV. 17	@	Philadelphia	2-1	L	9-5-3	21	58	FEB. 16	@	Los Angeles	1-0	W	28-21-9	65
18	NOV. 19	@	Buffalo	4-2	W	10-5-3	23	59	FEB. 18		DALLAS	2-1	W	29-21-9	67
19	NOV. 21	@	Washington	4-3	L	10-6-3	23	60	FEB. 21		LOS ANGELES	5-4	W	30-21-9	69
20	NOV. 23		ANAHEIM	4-2	W	11-6-3	25	61	FEB. 23	@	Calgary	4-3	W	31-21-9	71
21	NOV. 25		VANCOUVER	5-0	L	11-7-3	25	62	FEB. 25	@	Edmonton	3-1	W	32-21-9	73
22	NOV. 26		DALLAS	3-0	W	12-7-3	27	63	FEB. 28		VANCOUVER	2-1	W	33-21-9	75
23	NOV. 29	@	Chicago	4-1	W	13-7-3	29	64	MAR. 1		CALGARY	4-2	L	33-22-9	75
24	DEC. 1	@	Winnipeg	1-0	L	13-8-3	29	65	MAR. 3		COLUMBUS	5-2	L	33-23-9	75
25	DEC. 3		PHILADELPHIA	4-2	L	13-9-3	29	66	MAR. 5	@	Pittsburgh	2-1	L	33-24-9	75
26	DEC. 5	@	Chicago	4-3	W	14-9-3	31	67	MAR. 6	@	Columbus	3-2	L	33-25-9	75
27	DEC. 6	@	Nashville	3-2	W	15-9-3	33	68	MAR. 8		MINNESOTA	3-2	OL	33-25-10	76
28	DEC. 8	@	Detroit	5-2	L	15-10-3	33	69	MAR. 10		SAN JOSE	3-0	W	34-25-10	78
29	DEC. 10		MINNESOTA	4-1	L	15-11-3	33	70	MAR. 12		NASHVILLE	5-4	OL	34-25-11	79
30	DEC. 14	@	Anaheim	4-1	L	15-12-3	33	71	MAR. 14	@	Vancouver	5-4	W	35-25-11	81
31	DEC. 15		EDMONTON	4-2	W	16-12-3	35	72	MAR. 15	@	Calgary	4-1	L	35-26-11	81
32	DEC. 17		N.Y. RANGERS	3-2	L	16-13-3	35	73	MAR. 18	@	Edmonton	3-2	W	36-26-11	83
33	DEC. 20	@	Florida	2-1	W	17-13-3	37	74	MAR. 20	@	Dallas	4-3	OL	36-26-12	84
34	DEC. 21	@	Carolina	4-3	W	18-13-3	39	75	MAR. 22		COLORADO	3-2	W	37-26-12	86
35	DEC. 23		ST. LOUIS	3-2	L	18-14-3	39	76	MAR. 24	@	San Jose	4-3	OL	37-26-13	87
36	DEC. 26	@	Los Angeles	4-3	L	18-15-3	39	77	MAR. 25		ST. LOUIS	4-0	L	37-27-13	87
37	DEC. 28		BOSTON	2-1	OL	18-15-4	40	78	MAR. 29		SAN JOSE	2-0	W	38-27-13	89
38	DEC. 29	@	Colorado	3-2	L	18-16-4	40	79	MAR. 31		ANAHEIM	4-0	W	39-27-13	91
39	DEC. 31	@	Minnesota	4-2	W	19-16-4	42	80	APR. 3		COLUMBUS	2-0	W	40-27-13	93
40	JAN. 3	@	St. Louis	4-1	L	19-17-4	42	81	APR. 6	@	St. Louis	4-1	W	41-27-13	95
41	JAN. 5	@	Los Angeles	1-0	OL	19-17-5	43	82	APR. 7	@	Minnesota	4-1	W	42-27-13	97

21-18-9 (51 points), 4th Pacific Division

PLAYER	GP	G	A	PTS	PIM
Keith Yandle	48	10	20	30	54
Radim Vrbata	34	12	16	28	14
Shane Doan	48	13	14	27	37
Mikkel Boedker	48	7	19	26	12
Oliver Ekman-Larsson	48	3	21	24	26
Martin Hanzal	39	11	12	23	24
Antoine Vermette	48	13	8	21	36
David Moss	45	5	15	20	21
Kyle Chipchura	46	5	9	14	50
Boyd Gordon	48	4	10	14	8
#Raffi Torres	28	5	7	12	13
#Steve Sullivan	33	5	7	12	20
Lauri Korpikoski	36	6	5	11	12
Rob Klinkhammer	22	5	6	11	10

PLAYER	GP	G	A	PTS	PIM
Derek Morris	39	0	11	11	36
Michael Stone	40	5	4	9	16
#Matthew Lombardi	21	4	4	8	4
Rostislav Klesla	38	2	6	8	22
Nick Johnson	17	4	2	6	0
David Schlemko	30	1	5	6	12
Paul Bissonnette	28	0	6	6	36
Chris Conner	12	1	1	2	2
Zbynek Michalek	34	0	2	2	14
David Rundblad	8	0	1	1	0
Chris Brown	5	0	0	0	2
Alexandre Bolduc	14	0	0	0	2
Chris Summers	6	0	0	0	9
Andy Miele	1	0	0	0	0

GOALTENDER	GP	MIN	GAA	W-L-T	SO	GA	SA	SV%
Mike Smith	34	1,955	2.58	15-12-5	5	84	938	.910
Jason LaBarbera	15	725	2.64	4-6-2	0	32	418	.923
Chad Johnson	4	246	1.21	2-0-2	1	5	108	.954

* - Acquired during season, # - Relocated during season

#	DATE	H/R	OPPONENT	SCORE	RES	RECORD	PTS	#	DATE	H/R	OPPONENT	SCORE	RES	RECORD	PTS
1	JAN. 19	@	Dallas	4-3	L	0-1-0		25	MAR. 9		DALLAS	2-1	W	12-10-3	27
2	JAN. 20		CHICAGO	6-4	L	0-2-0		26	MAR. 12		LOS ANGELES	5-2	W	13-10-3	29
3	JAN. 23		COLUMBUS	5-1	W	1-2-0	2	27	MAR. 14	@	St. Louis	3-0	L	13-11-3	
4	JAN. 24	@	San Jose	5-3	L	1-3-0		28	MAR. 16	@	Columbus	1-0	OL	13-11-4	30
5	JAN. 26		LOS ANGELES	4-2	L	1-4-0		29	MAR. 18	@	Los Angeles	4-0	L	13-12-4	
6	JAN. 28		NASHVILLE	4-0	W	2-4-0	4	30	MAR. 19	@	Los Angeles	3-2	L	13-13-4	
7	JAN. 30		EDMONTON	2-1	OL	2-4-1	5	31	MAR. 21		VANCOUVER	2-1	L	13-14-4	
8	FEB. 1	@	Dallas	4-3	OL	2-4-2	6	32	MAR. 25		DETROIT	3-2	L	13-15-4	
9	FEB. 2		DALLAS	2-0	W	3-4-2	8	33	MAR. 27	@	Minnesota	4-3	OL	13-15-5	31
10	FEB. 4		MINNESTOA	2-1	W	4-4-2	10	34	MAR. 28	@	Nashville	7-4	W	14-15-5	33
11	FEB. 7		CHICAGO	6-2	L	4-5-2		35	MAR. 30	@	San Jose	3-2	OL	14-15-6	34
12	FEB. 9	@	San Jose	1-0	W	5-5-2	12	36	APR. 2		LOS ANGELES	3-1	W	15-15-6	36
13	FEB. 11	@	Colorado	3-2	W	6-5-2	14	37	APR. 4		DETROIT	4-2	W	16-15-6	38
14	FEB. 14	@	Nashville	3-0	L	6-6-2		38	APR. 6		COLORADO	4-0	W	17-15-6	40
15	FEB. 16		COLUMBUS	5-3	W	7-6-2	16	39	APR. 8	@	Vancouver	2-0	L	17-16-6	
16	FEB. 18		CALGARY	4-0	W	8-6-2	18	40	APR. 10	@	Edmonton	3-1	W	18-16-6	42
17	FEB. 23	@	Edmonton	3-2	OL	8-6-3	19	41	APR. 12	@	Calgary	3-2	OL	18-16-7	43
18	FEB. 24	@	Calgary	5-4	L	8-7-3		42	APR. 15		SAN JOSE	4-0	L	18-17-7	
19	FEB. 26	@	Vancouver	4-2	W	9-7-3	21	43	APR. 18	@	St. Louis	2-1	OL	18-17-8	44
20	FEB. 28		MINNESOTA	4-3	L	9-8-3		44	APR. 20	@	Chicago	3-2	W	19-17-8	46
21	MAR. 2		ANAHEIM	5-4	W	10-8-3	23	45	APR. 22	@	Detroit	4-0	L	19-18-8	
22	MAR. 4		ANAHEIM	5-4	W	11-8-3	25	46	APR. 24		SAN JOSE	2-1	W	20-18-8	48
23	MAR. 6	@	Anaheim	2-0	L	11-9-3		47	APR. 26		COLORADO	5-4	OL	20-18-9	49
24	MAR. 7		ST. LOUIS	6-3	L	11-10-3		48	APR. 27	@	Anaheim	5-3	W	21-18-9	51

37-30-15 (89 points), 4th Pacific Division

PLAYER	GP	G	A	PTS	PIM	PLAYER	GP	G	A	PTS	PIM
Keith Yandle	82	8	45	53	63	David Schlemko	48	1	8	9	18
Radim Vrbata	80	20	31	51	22	Tim Kennedy	37	2	6	8	4
Mikkel Boedker	82	19	32	51	20	Paul Bissonnette	39	2	6	8	53
Shane Doan	69	23	24	47	34	Connor Murphy	30	1	7	8	10
Mike Ribeiro	80	16	31	47	52	Brandon McMillan	22	2	4	6	4
Antoine Vermette	82	24	21	45	44	* Martin Erat	17	2	3	5	6
Oliver Ekman-Larsson	80	15	29	44	50	# Rostislav Klesla	25	1	3	4	24
Martin Hanzal	65	15	25	40	73	Jordan Szwarz	26	3	0	3	19
Lauri Korpikoski	64	9	16	25	24	Chris Summers	18	2	1	3	15
David Moss	79	8	14	22	18	Andy Miele	7	0	2	2	5
Michael Stone	70	8	13	21	38	# David Rundblad	12	0	1	1	6
Rob Klinkhammer	72	11	9	20	19	# Chris Brown	6	0	0	0	17
Kyle Chipchura	80	5	15	20	45	Brandon Gormley	5	0	0	0	2
Derek Morris	63	5	12	17	41	Brandon Yip	2	0	0	0	0
Jeff Halpern	69	5	7	12	24	# Gilbert Brule	3	0	0	0	2
Zbynek Michalek	59	2	8	10	24	Lucas Lessio	3	0	0	0	2

GOALTENDER	GP	MIN	GAA	W-L-T	SO	GA	SA	SV%
Mike Smith	62	3,609	2.64	27-21-10	3	159	1871	.915
Thomas Greiss	25	1,312	2.29	10-8-5	2	50	626	.920
Mark Visentin	1	58	3.05	0-1-0	0	3	32	.906

* - Acquired during season # - Relocated during season

#	DATE	H/R	OPPONENT	SCORE	RES	RECORD	PTS	#	DATE	H/R	OPPONENT	SCORE	RES	RECORD	PTS
1	OCT. 3		NY RANGERS	4-1	W	1-0-0	2	42	JAN. 7		CALGARY	6-0	W	21-12-9	51
2	OCT. 5	@	San Jose	4-1	L	1-1-0		43	JAN. 9		MINNESOTA	4-1	L	21-13-9	
3	OCT. 8	@	NY Islanders	6-1	L	1-2-0		44	JAN. 11		ANAHEIM	5-3	L	21-14-9	
4	OCT. 10	@	Detroit	4-2	W	2-2-0	4	45	JAN. 13	@	Winnipeg	5-1	L	21-15-9	
5	OCT. 11	@	Philadelphia	2-1	W	3-2-0	6	46	JAN. 14	@	St. Louis	2-1	L	21-16-9	
6	OCT. 13	@	Carolina	5-3	W	4-2-0	8	47	JAN. 16		VANCOUVER	1-0	W	22-16-9	53
7	OCT. 15		OTTAWA	4-3	OL	4-2-1	9	48	JAN. 18		NEW JERSEY	3-2	W	23-16-8	55
8	OCT. 18	@	Anaheim	3-2	OL	4-2-2	10	49	JAN. 20		TORONTO	4-2	L	23-17-9	
9	OCT. 19		DETROIT	5-2	W	5-2-2	12	50	JAN. 22	@	Calgary	3-2	L	23-18-9	
10	OCT. 22		CALGARY	4-2	W	6-2-2	14	51	JAN. 24	@	Edmonton	4-3	W	24-18-9	57
11	OCT. 24	@	Los Angeles	7-4	L	6-3-2		52	JAN. 26	@	Vancouver	5-4	OL	24-18-10	58
12	OCT. 26		EDMONTON	5-4	W	7-3-2	16	53	JAN. 28		LOS ANGELES	3-0	W	25-18-10	60
13	OCT. 29		LOS ANGELES	3-1	W	8-3-2	18	54	JAN. 30		BUFFALO	3-2	L	25-19-10	
14	OCT. 31		NASHVILLE	5-4	W	9-3-2	20	55	FEB. 1		PITTSBURGH	3-1	W	26-19-10	62
15	NOV. 2	@	San Jose	3-2	W	10-3-2	22	56	FEB. 4		DALLAS	3-1	L	26-20-10	
16	NOV. 5		VANCOUVER	3-2	W	11-3-2	24	57	FEB. 7		CHICAGO	2-0	W	27-20-10	64
17	NOV. 6	@	Anaheim	5-2	L	11-4-2		58	FEB. 8	@	Dallas	2-1	L	27-21-10	
18	NOV. 9		WASHINGTON	4-3	W	12-4-2	26	59	FEB. 27	@	Winnipeg	3-2	OL	27-21-11	65
19	NOV. 12	@	St. Louis	3-2	W	13-4-2	28	60	FEB. 28	@	Colorado	4-2	L	27-22-11	
20	NOV. 14	@	Chicago	5-4	OL	13-4-3	29	61	MAR. 2		ST. LOUIS	4-2	L	27-23-11	
21	NOV. 16		TAMPA BAY	6-3	W	14-4-3	31	62	MAR. 4		VANCOUVER	1-0	W	28-23-11	67
22	NOV. 21		COLORADO	4-3	OL	14-4-4	32	63	MAR. 6		MONTREAL	5-2	W	29-23-11	69
23	NOV. 23		ANAHEIM	4-2	L	14-5-4		64	MAR. 8	@	Washington	3-2	L	29-24-11	
24	NOV. 25	@	Nashville	4-2	L	14-6-4		65	MAR. 10	@	Tampa Bay	4-3	W	30-24-11	71
25	NOV. 27	@	Minnesota	3-1	W	15-6-4	34	66	MAR. 11	@	Florida	3-1	W	31-24-11	73
26	NOV. 30		CHICAGO	5-2	L	15-7-4		67	MAR. 13	@	Boston	2-1	L	31-25-11	
27	DEC. 3	@	Edmonton	6-2	W	16-7-4	36	68	MAR. 15		CALGARY	3-2	W	32-25-11	75
28	DEC. 4	@	Calgary	4-1	L	16-8-4		69	MAR. 17	@	Los Angeles	4-3	W	33-25-11	77
29	DEC. 6	@	Vancouver	3-2	OL	16-8-5	37	70	MAR. 20		FLORIDA	2-1	W	34-25-11	79
30	DEC. 10	@	Colorado	3-1	W	17-8-5	39	71	MAR. 22		BOSTON	4-2	L	34-26-11	
31	DEC. 12		NY ISLANDERS	6-3	W	18-8-5	41	72	MAR. 24	@	NY Rangers	4-3	OL	34-26-12	80
32	DEC. 14		CAROLINA	3-1	L	18-9-5		73	MAR. 25	@	Pittsburgh	3-2	W	35-26-12	82
33	DEC. 17	@	Montreal	3-1	L	18-10-5		74	MAR. 27	@	New Jersey	3-2	W	36-26-12	84
34	DEC. 19	@	Toronto	2-1	OL	18-10-6	42	75	MAR. 29		MINNESOTA	3-1	L	36-27-12	
35	DEC. 21	@	Ottawa	4-3	W	19-10-6	44	76	APR. 1		WINNIPEG	2-1	OL	36-27-13	85
36	DEC. 23	@	Buffalo	2-1	OL	19-10-7	45	77	APR. 2	@	Los Angeles	4-0	L	36-28-13	
37	DEC. 27		SAN JOSE	4-3	OL	19-10-8	46	78	APR. 4		EDMONTON	3-2	OL	36-28-14	86
38	DEC. 28	@	Anaheim	3-2	OL	19-10-9	47	79	APR. 8	@	Columbus	4-3	OL	36-28-15	87
39	DEC. 31		EDMONTON	4-3	W	20-10-9	49	80	APR. 10	@	Nashville	2-0	L	36-29-15	
40	JAN. 2		COLUMBUS	2-0	L	20-11-9		81	APR. 12		SAN JOSE	3-2	L	36-30-15	
41	JAN. 4		PHILADELPHIA	5-3	L	20-12-9		82	APR. 13		DALLAS	2-1	W	37-30-15	89

24-50-8 (56 points), 7th Pacific Division

PLAYER	GP	G	A	PTS	PIM	PLAYER	GP	G	A	PTS	PIM
Oliver Ekman-Larsson	82	23	20	43	40	* John Moore	19	1	4	5	11
Sam Gagner	81	15	26	41	28	Brandon Gormley	27	2	2	4	10
# Keith Yandle	63	4	37	41	32	# David Schlemko	20	1	3	4	4
Shane Doan	79	14	22	36	65	* Craig Cunningham	19	1	3	4	2
# Antoine Vermette	63	13	22	35	34	# Rob Klinkhammer	19	3	0	3	4
Martin Erat	79	9	23	32	48	# Brandon McMillan	50	1	2	3	16
Mikkel Boedker	45	14	14	28	6	* Klas Dahlbeck	19	0	3	3	6
Martin Hanzal	37	8	16	24	31	# Chris Summers	17	0	3	3	8
Tobias Rieder	72	13	8	21	14	* Tye McGinn	18	1	1	2	10
Lauri Korpikoski	69	6	15	21	12	Jordan Szwarz	9	1	0	1	2
Michael Stone	81	3	15	18	60	Justin Hodgman	5	1	0	1	2
* Mark Arcobello	27	9	7	16	6	Jordan Martinook	8	0	1	1	0
Kyle Chipchura	70	4	10	14	82	Brendan Shinnimin	12	0	1	1	8
David Moss	60	4	8	12	24	Andrew Campbell	33	0	1	1	10
Joe Vitale	70	3	6	9	36	* Philip Samuelsson	4	0	0	0	0
# Zbynek Michalek	53	2	6	8	12	Dylan Reese	1	0	0	0	0
Connor Murphy	73	4	3	7	42	Henrik Samuelsson	3	0	0	0	2
B.J. Crombeen	58	3	3	6	79	Alexandre Bolduc	3	0	0	0	2
Lucas Lessio	26	2	3	5	8	Tyler Gaudet	2	0	0	0	0

GOALTENDER	GP	MIN	GAA	W-L-T	SO	GA	SA	SV%
Mike Smith	62	3,555	3.16	14-42-5	0	187	1955	.904
Devan Dubnyk	19	1,034	2.72	9-5-2	1	47	561	.916
Louis Domingue	7	307	2.73	1-2-1	0	14	158	.911
Mike McKenna	1	60	5.00	0-1-0	0	5	34	.853

* - Acquired during season, # - Relocated during season

#	DATE	H/R	OPPONENT	SCORE	RES	RECORD	PTS	#	DATE	H/R	OPPONENT	SCORE	RES	RECORD	PTS
1	OCT. 9		WINNIPEG	6-2	L	0-1-0		42	JAN. 13		SAN JOSE	3-2	L	16-22-4	
2	OCT. 11		LOS ANGELES	3-2	W	1-1-0	2	43	JAN. 15		CALGARY	4-1	L	16-23-4	
3	OCT. 15		EDMONTON	7-4	W	2-1-0	4	44	JAN. 17	@	Minnesota	3-1	L	16-24-4	
4	OCT. 18		ST. LOUIS	6-1	L	2-2-0		45	JAN. 18	@	Winnipeg	4-3	OL	16-24-5	37
5	OCT. 21	@	Nashville	4-3	OL	2-2-1	5	46	JAN. 20	@	Chicago	6-1	L	16-25-5	
6	OCT. 23	@	Minnesota	2-0	L	2-3-1		47	JAN. 27	@	Philadelphia	4-3	OL	16-25-6	38
7	OCT. 25		FLORIDA	2-1	W	3-3-1	7	48	JAN. 29	@	Toronto	3-1	W	17-25-6	40
8	OCT. 28	@	Tampa Bay	7-3	L	3-4-1		49	JAN. 31	@	Ottawa	7-2	L	17-26-6	
9	OCT. 30	@	Florida	2-1	L	3-5-1		50	FEB. 1	@	Montreal	3-2	W	18-26-6	42
10	NOV. 1	@	Carolina	3-0	L	3-6-1		51	FEB. 3	@	Columbus	4-1	W	19-26-6	44
11	NOV. 2	@	Washington	6-5	W	4-6-1	9	52	FEB. 5		CAROLINA	2-1	OL	19-26-7	45
12	NOV. 4		TORONTO	3-2	W	5-6-1	11	53	FEB. 7		DETROIT	3-1	L	19-27-7	
13	NOV. 7	@	Anaheim	3-2	W	6-6-1	13	54	FEB. 9	@	Chicago	3-2	W	20-27-7	47
14	NOV. 8		NY ISLANDERS	1-0	L	6-7-1		55	FEB. 10	@	St. Louis	2-1	L	20-28-7	
15	NOV. 11		DALLAS	4-3	L	6-8-1		56	FEB. 13		SAN JOSE	4-2	L	20-29-7	
16	NOV. 13	@	Calgary	5-3	L	6-9-1		57	FEB. 14		NY RANGERS	5-1	L	20-30-7	
17	NOV. 14	@	Vancouver	5-0	W	7-9-1	15	58	FEB. 16	@	Colorado	5-2	L	20-31-7	
18	NOV. 16	@	Edmonton	2-1	W	8-9-1	17	59	FEB. 21		TAMPA BAY	4-2	L	20-32-7	
19	NOV. 18		WASHINGTON	2-1	OL	8-9-2	18	60	FEB. 23	@	New Jersey	3-0	L	20-33-7	
20	NOV. 20	@	Dallas	3-1	L	8-10-2		61	FEB. 24	@	NY Islanders	5-1	L	20-34-7	
21	NOV. 22	@	San Jose	4-3	W	9-10-2	20	62	FEB. 26	@	NY Rangers	4-3	L	20-35-7	
22	NOV. 23	@	Anaheim	2-1	L	9-11-2		63	FEB. 28	@	Boston	4-1	L	20-36-7	
23	NOV. 25		COLORADO	4-3	OL	9-11-3	21	64	MAR. 3		ANAHEIM	4-1	L	20-37-7	
24	NOV. 29		CALGARY	3-0	L	9-12-3		65	MAR. 5		VANCOUVER	3-2	W	21-37-7	49
25	DEC. 1	@	Edmonton	5-2	W	10-12-3	23	66	MAR. 7		MONTREAL	2-0	L	21-38-7	
26	DEC. 2	@	Calgary	5-2	L	10-13-3		67	MAR. 9		NASHVILLE	2-1	OL	21-38-8	50
27	DEC. 4		LOS ANGELES	4-0	L	10-14-3		68	MAR. 12		CHICAGO	2-1	L	21-39-8	
28	DEC. 6		BOSTON	5-2	L	10-15-3		69	MAR. 14		NEW JERSEY	4-1	L	21-40-8	
29	DEC. 11		NASHVILLE	5-1	L	10-16-3		70	MAR. 16	@	Los Angeles	1-0	L	21-41-8	
30	DEC. 13		MINNESOTA	4-3	OL	10-16-4	24	71	MAR. 19		COLORADO	5-2	L	21-42-8	
31	DEC. 16		EDMONTON	2-1	W	11-16-4	26	72	MAR. 21		PITTSBURGH	3-1	L	21-43-8	
32	DEC. 20	@	Los Angeles	4-2	L	11-17-4		73	MAR. 22		VANCOUVER	3-1	L	21-44-8	
33	DEC. 22	@	Vancouver	7-1	L	11-18-4		74	MAR. 24	@	Detroit	5-4	W	22-44-8	52
34	DEC. 23	@	Edmonton	5-1	W	12-18-4	28	75	MAR. 26	@	Buffalo	4-3	W	23-44-8	54
35	DEC. 27		ANAHEIM	2-1	W	13-18-4	30	76	MAR. 28	@	Pittsburgh	3-2	L	23-45-8	
36	DEC. 29		PHILADELPHIA	4-2	W	14-18-4	32	77	MAR. 30		BUFFALO	4-1	L	23-46-8	
37	DEC. 31	@	Dallas	6-0	L	14-19-4		78	APR. 3	@	San Jose	3-1	L	23-47-8	
38	JAN. 3		COLUMBUS	6-3	W	15-19-4	34	79	APR. 4		SAN JOSE	5-3	W	24-47-8	56
39	JAN. 6		ST. LOUIS	6-0	L	15-20-4		80	APR. 7	@	Calgary	3-2	L	24-48-8	
40	JAN. 8		WINNIPEG	4-1	W	16-20-4	36	81	APR. 9	@	Vancouver	5-0	L	24-49-8	
41	JAN. 10		OTTAWA	5-1	L	16-21-4		82	APR. 11		ANAHEIM	2-1	L	24-50-8	

35-39-8 (78 points), 4th Pacific Division

PLAYER	GP	G	A	PTS	PIM	PLAYER	GP	G	A	PTS	PIM
Oliver Ekman-Larsson	75	21	34	55	96	Klas Dahlbeck	71	2	6	8	28
Max Domi	81	18	34	52	72	Nicklas Grossmann	58	3	4	7	24
Shane Doan	72	28	19	47	98	Zbynek Michalek	70	2	5	7	20
Anthony Duclair	81	20	24	44	49	*Viktor Tikhonov	39	3	3	6	14
Martin Hanzal	64	13	28	41	77	Steve Downie	26	3	3	6	53
#Mikkel Boedker	62	13	26	39	10	#Stefan Elliott	19	2	4	6	4
Antoine Vermette	76	17	21	38	93	Boyd Gordon	65	2	2	4	10
Tobias Rieder	82	14	23	37	10	Tyler Gaudet	14	1	2	3	0
Michael Stone	75	6	30	36	62	#Dustin Jeffrey	7	1	1	2	2
Brad Richardson	82	11	20	31	46	*Jiri Sekac	11	0	2	2	10
Jordan Martinook	81	9	15	24	18	Laurent Dauphin	8	1	0	1	4
Connor Murphy	78	6	11	17	48	Sergei Plotnikov	13	0	1	1	4
*Alex Tanguay	18	4	9	13	8	#John Scott	11	0	1	1	25
Kyle Chipchura	70	4	8	12	38	Craig Cunningham	10	0	1	1	2
*Kevin Connauton	38	4	5	9	39	*Christian Thomas	1	0	0	0	0

GOALTENDER	GP	MIN	GAA	W-L-T	SO	GA	SA	SV%
Mike Smith	32	1,753:30	2.63	14-13-2	3	77	921	.916
Louis Domingue	39	2,206:04	2.75	9-18-5	2	101	1142	.912
Anders Lindback	19	906:08	3.11	1-7-1	0	47	443	.894
Niklas Treutle	2	49:42	6.00	0-1-0	0	5	20	.75

* - Acquired during season
- Relocated during season

#	DATE	H/R	OPPONENT	SCORE	RES	RECORD	PTS	#	DATE	H/R	OPPONENT	SCORE	RES	RECORD	PTS
1	OCT. 9	@	Los Angeles	4-1	W	1-0-0	2	42	JAN. 12		EDMONTON	4-3	W	22-16-4	48
2	OCT. 10		PITTSBURGH	2-1	W	2-0-0	4	43	JAN. 14		DETROIT	3-2	OL	22-16-5	49
3	OCT. 14	@	Anaheim	4-0	W	3-0-0	6	44	JAN. 16		NEW JERSEY	2-0	L	22-17-5	
4	OCT. 15		MINNESOTA	4-3	L	3-1-0		45	JAN. 18		BUFFALO	2-1	L	22-18-5	
5	OCT. 17		BOSTON	5-3	L	3-2-0		46	JAN. 21		SAN JOSE	3-1	L	22-19-5	
6	OCT. 20	@	New Jersey	3-2	OL	3-2-1	7	47	JAN. 23		LOS ANGELES	3-2	W	23-19-5	51
7	OCT. 22	@	NY Rangers	4-1	L	3-3-1		48	JAN. 25	@	Minnesota	2-1	W	24-19-5	53
8	OCT. 24	@	Ottawa	4-1	W	4-3-1	9	49	JAN. 26	@	Winnipeg	5-2	L	24-20-5	
9	OCT. 26	@	Toronto	4-3	W	5-3-1	11	50	FEB. 2		LOS ANGELES	6-2	L	24-21-5	
10	OCT. 27	@	Boston	6-0	L	5-4-1		51	FEB. 4		CHICAGO	5-4	OL	24-21-6	54
11	OCT. 30		VANCOUVER	4-3	L	5-5-1		52	FEB. 5	@	Anaheim	5-2	L	24-22-6	
12	NOV. 5		COLORADO	4-2	W	6-5-1	13	53	FEB. 10		VANCOUVER	2-1	L	24-23-6	
13	NOV. 7		NY RANGERS	4-1	L	6-6-1		54	FEB. 12		CALGARY	4-1	W	25-23-6	56
14	NOV. 9	@	Anaheim	4-3	W	7-6-1	15	55	FEB. 13	@	San Jose	4-1	L	25-24-6	
15	NOV. 10	@	Los Angeles	3-2	W	8-6-1	17	56	FEB. 15		MONTREAL	6-2	W	26-24-6	58
16	NOV. 12		EDMONTON	4-1	W	9-6-1	19	57	FEB. 18		DALLAS	6-3	W	27-24-6	60
17	NOV. 14	@	Columbus	5-2	L	9-7-1		58	FEB. 20		ST. LOUIS	6-4	L	27-25-6	
18	NOV. 16	@	NY Islanders	5-2	L	9-8-1		59	FEB. 22	@	Washington	3-2	L	27-26-6	
19	NOV. 19	@	Montreal	3-2	W	10-8-1	21	60	FEB. 23	@	Tampa Bay	2-1	L	27-27-6	
20	NOV. 21	@	Winnipeg	3-2	L	10-9-1		61	FEB. 25	@	Florida	3-2	L	27-28-6	
21	NOV. 25		ANAHEIM	4-2	W	11-9-1	23	62	FEB. 27	@	Philadelphia	4-2	L	27-29-6	
22	NOV. 27		CALGARY	2-1	W	12-9-1	25	63	FEB. 29	@	Pittsburgh	6-0	L	27-30-6	
23	NOV. 28		OTTAWA	4-3	W	13-9-1	27	64	MAR. 3		ANAHEIM	5-1	L	27-31-6	
24	DEC. 1	@	Nashville	5-2	L	13-10-1		65	MAR. 5		FLORIDA	5-1	W	28-31-6	62
25	DEC. 3	@	Detroit	5-1	L	13-11-1		66	MAR. 7	@	Colorado	3-1	L	28-32-6	
26	DEC. 4	@	Buffalo	5-2	L	13-12-1		67	MAR. 9	@	Vancouver	3-2	OL	28-32-7	63
27	DEC. 6	@	Carolina	5-4	L	13-13-1		68	MAR. 11	@	Calgary	4-1	W	29-32-7	65
28	DEC. 8	@	St. Louis	4-1	L	13-14-1		69	MAR. 12	@	Edmonton	4-0	W	30-32-7	67
29	DEC. 11		MINNESOTA	2-1	W	14-14-1	29	70	MAR. 17		SAN JOSE	3-1	W	31-32-7	69
30	DEC. 12		CAROLINA	5-4	OL	14-14-2	30	71	MAR. 19		TAMPA BAY	2-0	L	31-33-7	
31	DEC. 17		COLUMBUS	7-5	L	14-15-2		72	MAR. 20	@	San Jose	3-0	L	31-34-7	
32	DEC. 19		NY ISLANDERS	1-0	W	15-15-2	32	73	MAR. 22		EDMONTON	4-2	W	32-34-7	71
33	DEC. 22		TORONTO	3-2	W	16-15-2	34	74	MAR. 24		DALLAS	3-1	W	33-34-7	73
34	DEC. 26		LOS ANGELES	4-3	OL	16-15-3	35	75	MAR. 26		PHILADELPHIA	2-1	W	34-34-7	75
35	DEC. 27	@	Colorado	2-1	W	17-15-3	37	76	MAR. 28		CALGARY	5-2	L	34-35-7	
36	DEC. 29		CHICAGO	7-5	L	17-16-3		77	MAR. 31	@	Dallas	4-1	L	34-36-7	
37	DEC. 31		WINNIPEG	4-2	W	18-16-3	39	78	APR. 2		WASHINGTON	3-0	W	35-36-7	77
38	JAN. 2	@	Edmonton	4-3	OL	18-16-4	40	79	APR. 4	@	St. Louis	5-2	L	35-37-7	
39	JAN. 4	@	Vancouver	3-2	W	19-16-4	42	80	APR. 5	@	Chicago	6-2	L	35-38-7	
40	JAN. 7	@	Calgary	2-1	W	20-16-4	44	81	APR. 7	@	Nashville	3-2	OL	35-38-8	78
41	JAN. 9	@	NASHVILLE	4-0	W	21-16-4	46	82	APR. 9	@	San Jose	1-0	L	35-39-8	

30-42-10 (70 points), 6th Pacific Division

PLAYER	GP	G	A	PTS	PIM	PLAYER	GP	G	A	PTS	PIM
Radim Vrbata	81	20	35	55	16	#Ryan White	46	7	6	13	70
Oliver Ekman-Larsson	79	12	27	39	48	Lawson Crouse	72	5	7	12	48
Max Domi	59	9	29	38	40	*Peter Holland	40	5	6	11	18
Alex Goligoski	82	6	30	36	28	*Josh Jooris	42	3	7	10	10
Tobias Rieder	80	16	18	34	6	Brad Richardson	16	5	4	9	15
Christian Dvorak	78	15	18	33	22	# Michael Stone	45	1	8	9	12
Shane Doan	74	6	21	27	48	Luke Schenn	78	1	7	8	85
# Martin Hanzal	51	16	10	26	43	Christian Fischer	7	3	0	3	0
Jordan Martinook	77	11	14	25	40	Laurent Dauphin	24	2	1	3	12
Brendan Perlini	57	14	7	21	20	Clayton Keller	3	0	2	2	0
Jakob Chychrun	68	7	13	20	47	*Teemu Pulkkinen	4	1	0	1	4
Jamie McGinn	72	9	8	17	23	Dylan Strome	7	0	1	1	4
Connor Murphy	77	2	15	17	45	Kevin Connauton	24	0	1	1	24
Anthony Duclair	58	5	10	15	14	Tyler Gaudet	4	0	1	1	0
Anthony DeAngelo	39	5	9	14	37	Jamie McBain	3	0	0	0	0
*Alexander Burmistrov	26	5	9	14	6	Zbynek Michalek	3	0	0	0	0

GOALTENDER	GP	MIN	GAA	W-L-T	SO	GA	SA	SV%
Mike Smith	55	3,202	2.92	19-26-9	3	156	1819	.914
Louis Domingue	31	1,598	3.08	11-15-1	0	82	888	.908
# Justin Peters	3	132	3.16	0-1-0	0	7	70	.900
Marek Langhamer	1	15	3.75	0-0-0	0	1	8	.875

* - Acquired during season

#	DATE	H/R	OPPONENT	SCORE	RES	RECORD	PTS	#	DATE	H/R	OPPONENT	SCORE	RES	RECORD	PTS
1	OCT. 15		PHILADELPHIA	4-3	W	1-0-0	2	42	JAN. 14		ANAHEIM	3-0	L	13-23-6	
2	OCT. 18	@	Ottawa	7-4	L	1-1-0		43	JAN. 16	@	Edmonton	3-1	L	13-24-6	
3	OCT. 20	@	Montreal	5-2	L	1-2-0		44	JAN. 18	@	Winnipeg	6-3	L	13-25-6	
4	OCT. 21	@	NY Islanders	3-2	L	1-3-0		45	JAN. 19	@	Minnesota	4-3	L	13-26-6	
5	OCT. 23	@	NY Rangers	3-2	L	1-4-0		46	JAN. 21		TAMPA BAY	5-3	W	14-26-6	34
6	OCT. 25	@	New Jersey	5-3	L	1-5-0		47	JAN. 23		FLORIDA	3-2	W	15-26-6	36
7	OCT. 27	@	Philadelphia	5-4	W	2-5-0	4	48	JAN. 26		VANCOUVER	3-0	W	16-26-6	38
8	OCT. 29		COLORADO	3-2	L	2-6-0		49	JAN. 31		LOS ANGELES	3-2	L	16-27-6	
9	NOV. 1		SAN JOSE	3-2	W	3-6-0	6	50	FEB. 2		CHICAGO	4-3	L	16-28-6	
10	NOV. 3		NASHVILLE	3-2	W	4-6-0	8	51	FEB. 4	@	San Jose	3-2	W	17-28-6	40
11	NOV. 4	@	Anaheim	5-1	L	4-7-0		52	FEB. 9		MONTREAL	5-4	OL	17-28-7	41
12	NOV. 8	@	COLORADO	4-2	W	5-7-0	10	53	FEB. 11		PITTSBURGH	4-3	W	18-28-7	43
13	NOV. 10		WINNIPEG	3-2	L	5-8-0		54	FEB. 13	@	Calgary	5-0	W	19-28-7	45
14	NOV. 12		BOSTON	2-1	L	5-9-0		55	FEB. 14	@	Edmonton	5-2	L	19-29-7	
15	NOV. 16	@	Calgary	2-1	OL	5-9-1	11	56	FEB. 16	@	Los Angeles	5-3	W	20-29-7	47
16	NOV. 17	@	Vancouver	3-2	OL	5-9-2	12	57	FEB. 18		SAN JOSE	4-1	L	20-30-7	
17	NOV. 19		SAN JOSE	3-2	W	6-9-2	14	58	FEB. 20		ANAHEIM	3-2	W	21-30-7	49
18	NOV. 23		VANCOUVER	4-1	L	6-10-2		59	FEB. 23	@	Chicago	6-3	L	21-31-7	
19	NOV. 25		EDMONTON	3-2	W	7-10-2	16	60	FEB. 24	@	Dallas	5-2	L	21-32-7	
20	NOV. 27	@	Edmonton	2-1	W	8-10-2	18	61	FEB. 26		BUFFALO	3-2	W	22-32-7	51
21	NOV. 29	@	San Jose	2-1	OL	8-10-3	19	62	FEB. 28	@	Boston	4-1	L	22-33-7	
22	DEC. 1		LOS ANGELES	4-3	L	8-11-3		63	MAR. 2	@	Buffalo	6-3	L	22-34-7	
23	DEC. 3		COLUMBUS	3-2	OL	8-11-4	20	64	MAR. 3	@	Carolina	4-2	W	23-34-7	53
24	DEC. 5	@	Columbus	4-1	L	8-12-4		65	MAR. 5		CAROLINA	2-1	L	23-35-7	
25	DEC. 6	@	Chicago	4-0	L	8-13-4		66	MAR. 9		OTTAWA	3-2	OL	23-35-8	54
26	DEC. 8		CALGARY	2-1	OL	8-13-5	21	67	MAR. 11		NEW JERSEY	5-4	W	24-35-8	56
27	DEC. 10		NASHVILLE	4-1	W	9-13-5	23	68	MAR. 13		COLORADO	1-0	W	25-35-8	58
28	DEC. 12	@	Pittsburgh	7-0	L	9-14-5		69	MAR. 14	@	Los Angeles	3-2	W	26-35-8	60
29	DEC. 13	@	Detroit	4-1	W	10-14-5	25	70	MAR. 16		DETROIT	5-4	OL	26-35-9	61
30	DEC. 15	@	Toronto	3-2	W	11-14-5	27	71	MAR. 18		ST. LOUIS	3-0	L	26-36-9	
31	DEC. 17	@	Minnesota	4-1	L	11-15-5		72	MAR. 20	@	Nashville	3-1	L	26-37-9	
32	DEC. 19		CALGARY	4-2	L	11-16-5		73	MAR. 21	@	Tampa Bay	5-3	W	27-37-9	63
33	DEC. 21		EDMONTON	3-2	L	11-17-5		74	MAR. 23	@	Florida	3-1	L	27-38-9	
34	DEC. 23		TORONTO	4-1	L	11-18-5		75	MAR. 25	@	Washington	4-1	L	27-39-9	
35	DEC. 27		DALLAS	3-2	L	11-19-5		76	MAR. 27	@	St. Louis	4-1	L	27-40-9	
36	DEC. 29		NY RANGERS	6-3	L	11-20-5		77	MAR. 29		ST. LOUIS	3-1	L	27-41-9	
37	DEC. 31	@	Calgary	4-2	L	11-21-5		78	MAR. 31		WASHINGTON	6-3	W	28-41-9	65
38	JAN. 4	@	Vancouver	3-0	L	11-22-5		79	APR. 2	@	Los Angeles	2-1	W	29-41-9	67
39	JAN. 6	@	Anaheim	3-2	OL	11-22-6	28	80	APR. 4	@	Dallas	3-2	OL	29-41-10	68
40	JAN. 7		NY ISLANDERS	2-1	W	12-22-6	30	81	APR. 6		VANCOUVER	4-3	W	30-41-10	70
41	JAN. 13		WINNIPEG	4-3	W	13-22-6	32	82	APR. 8		MINNESOTA	3-1	L	30-42-10	

29-41-12 (70 points), 7th Pacific Division

PLAYER	GP	G	A	PTS	PIM
Clayton Keller	82	23	42	65	24
Derek Stepan	82	14	42	56	26
Max Domi	82	9	36	45	73
Oliver Ekman-Larsson	82	14	28	42	44
Christian Dvorak	78	15	22	37	22
Alex Goligoski	78	12	23	35	26
Christian Fischer	79	15	18	33	14
Brendan Perlini	74	17	13	30	28
Kevin Connauton	73	11	10	21	20
Jason Demers	69	6	14	20	37
Nick Cousins	71	12	7	19	31
Tobias Rieder	58	8	11	19	6
Richard Panik	35	8	11	19	12
Anthony Duclair	33	9	6	15	10
Jordan Martinook	81	6	9	15	45
Brad Richardson	76	3	12	15	45

PLAYER	GP	G	A	PTS	PIM
Jakob Chychrun	50	4	10	14	16
Josh Archibald	39	5	6	11	25
Dylan Strome	21	4	5	9	8
Niklas Hjalmarsson	48	1	8	9	18
Zac Rinaldo	53	5	2	7	44
Luke Schenn	64	1	6	7	35
Mario Kempe	18	2	2	4	4
Trevor Murphy	8	1	2	3	0
Adam Clendening	5	0	2	2	2
Lawson Crouse	11	1	0	1	7
Kyle Capobianco	1	0	0	0	0
Joel Hanley	5	0	0	0	0
Laurent Dauphin	2	0	0	0	2
Freddie Hamilton	8	0	0	0	0
Nicholas Merkley	1	0	0	0	2
Dakota Mermis	9	0	0	0	0

GOALTENDER	GP	MIN	GAA	W-L-T	SO	GA	SA	SV%
Antti Raanta	47	2,599	2.24	21-17-6		3	97	1,388 .930
Scott Wedgewood	20	1,096	3.45	5-9-4		1	63	587 .893
Darcy Kuemper	10	596	3.22	2-6-2		1	32	317 .899
Adin Hill	4	240	3.49	1-3-0		0	14	129 .891
Marek Langhamer	1	28	0.00	0-0-0		0	0	10 1.000
Louis Domingue	7	387	4.33	0-6-0		0	28	194 .856

* - Acquired during season

- Relocated during season

#	DATE	H/R	OPPONENT	SCORE	RES	RECORD	PTS	#	DATE	H/R	OPPONENT	SCORE	RES	RECORD	PTS
1	OCT. 5	@	Anaheim	5-4	L	0-1-0		42	JAN. 4		NASHVILLE	3-2	W	10-27-5	
2	OCT. 7		VEGAS	2-1	OL	0-1-1		43	JAN. 6		N.Y. RANGERS	2-1	OL	10-27-6	
3	OCT. 10	@	Vegas	5-2	L	0-2-1		44	JAN. 12		EDMONTON	4-2	L	10-28-6	
4	OCT. 12		DETROIT	4-2	L	0-3-1		45	JAN. 13	@	San Jose	6-5	OL	10-28-7	
5	OCT. 14		BOSTON	6-2	L	0-4-1		46	JAN. 16		SAN JOSE	3-2	OL	10-28-8	
6	OCT. 17	@	Dallas	3-1	L	0-5-1		47	JAN. 18	@	Nashville	3-2	OL	10-28-9	
7	OCT. 19		DALLAS	5-4	L	0-6-1		48	JAN. 20	@	St. Louis	5-2	W	11-28-9	
8	OCT. 21		CHICAGO	4-2	L	0-7-1		49	JAN. 22		N.Y. ISLANDERS	3-2	W	12-28-9	
9	OCT. 24	@	N.Y. Islanders	5-3	L	0-8-1		50	JAN. 25		COLUMBUS	2-1	L	12-29-9	
10	OCT. 26	@	N.Y. Rangers	5-2	L	0-9-1		51	FEB. 1		DALLAS	4-1	L	12-30-9	
11	OCT. 28	@	New Jersey	5-3	L	0-10-1		52	FEB. 3	@	Los Angeles	6-0	L	12-31-9	
12	OCT. 30	@	Philadelphia	4-3	W	1-10-1		53	FEB. 6	@	Winnipeg	4-3	L	12-32-9	
13	OCT. 31	@	Detroit	5-3	L	1-11-1		54	FEB. 8	@	Minnesota	4-3	W	13-32-9	
14	NOV. 2		BUFFALO	5-4	L	1-12-1		55	FEB. 10		PHILADELPHIA	4-3	OL	13-32-10	
15	NOV. 4		CAROLINA	2-1	W	2-12-1		56	FEB. 12		CHICAGO	6-1	W	14-32-10	
16	NOV. 6	@	Washington	3-2	OL	2-12-2		57	FEB. 13	@	San Jose	2-1	W	15-32-10	
17	NOV. 7	@	Pittsburgh	3-1	L	2-13-2		58	FEB. 15		MONTREAL	5-2	W	16-32-10	
18	NOV. 9	@	St. Louis	3-2	OL	2-13-3		59	FEB. 17		EDMONTON	1-0	W	17-32-10	
19	NOV. 11		WINNIPEG	4-1	L	2-14-3		60	FEB. 22		CALGARY	5-2	L	17-33-10	
20	NOV. 14	@	Winnipeg	4-1	L	2-15-3		61	FEB. 24		ANAHEIM	2-0	W	18-33-10	
21	NOV. 16	@	Montreal	5-4	W	3-15-3		62	FEB. 25		VANCOUVER	3-1	L	18-34-10	
22	NOV. 18	@	Ottawa	3-2	W	4-15-3		63	MAR. 1		MINNESOTA	5-3	W	19-34-10	
23	NOV. 20	@	Toronto	4-1	W	5-15-3		64	MAR. 3		OTTAWA	2-1	W	20-34-10	
24	NOV. 22		SAN JOSE	3-1	L	5-16-3		65	MAR. 5	@	Edmonton	4-3	OL	20-34-11	
25	NOV. 24		LOS ANGELES	3-2	W	6-16-3		66	MAR. 7	@	Vancouver	2-1	W	21-34-11	
26	NOV. 25		VEGAS	4-2	L	6-17-3		67	MAR. 10	@	Colorado	5-2	L	21-35-11	
27	NOV. 28	@	Edmonton	3-2	OL	6-17-4		68	MAR. 11		VANCOUVER	1-0	W	22-35-11	
28	NOV. 30	@	Calgary	3-0	L	6-18-4		69	MAR. 13		LOS ANGELES	4-3	W	23-35-11	
29	DEC. 2		NEW JERSEY	5-0	W	7-18-4		70	MAR. 15		NASHVILLE	3-2	L	23-36-11	
30	DEC. 3	@	Vegas	3-2	OL	7-18-5		71	MAR. 17		MINNESOTA	3-1	L	23-37-11	
31	DEC. 7	@	Boston	6-1	L	7-19-5		72	MAR. 19		CALGARY	5-2	W	24-37-11	
32	DEC. 9	@	Columbus	1-0	L	7-20-5		73	MAR. 21	@	Buffalo	4-1	W	25-37-11	
33	DEC. 10	@	Chicago	3-1	L	7-21-5		74	MAR. 22	@	Carolina	6-5	L	25-38-11	
34	DEC. 14		TAMPA BAY	4-1	L	7-22-5		75	MAR. 24	@	Florida	4-2	L	25-39-11	
35	DEC. 16		PITTSBURGH	4-2	L	7-23-5		76	MAR. 26	@	Tampa Bay	4-1	W	26-39-11	
36	DEC. 19		FLORIDA	3-2	L	7-24-5		77	MAR. 28	@	Vegas	3-2	W	27-39-11	
37	DEC. 22		WASHINGTON	3-2	W	8-24-5		78	MAR. 29	@	Los Angeles	4-2	L	27-40-11	
38	DEC. 23		COLORADO	6-2	L	8-25-5		79	Mar. 31		ST. LOUIS	6-0	W	28-40-11	
39	DEC. 27	@	Colorado	3-1	W	9-25-5		80	APR. 3	@	Calgary	4-1	W	29-41-11	
40	DEC. 28		TORONTO	7-4	L	9-26-5		81	APR. 5	@	Vancouver	4-3	OL	29-41-12	
41	DEC. 31	@	Anaheim	5-2	L	9-27-5		82	APR. 7		ANAHEIM	3-0	L	29-41-12	

*Records for '99-00 are "adjusted" to reflect overtime losses instead of regulation ties.

VS ANAHEIM YEAR	HOME					ROAD					OVERALL							
	W	L	T	OL	GF	GA	W	L	T	OL	GF	GA	W	L	T	OL	GF	GA
1993-94	0	2	0		6	9	0	2	0		3	8	0	4	0		9	17
1994-95	1	1	0		7	6	0	2	0		3	6	1	3	0		10	12
1995-96	1	1	0		8	9	0	2	0		4	11	1	3	0		12	20
1996-97	2	0	0		10	5	1	1	0		4	5	3	1	0		14	10
1997-98	1	1	0		9	7	2	0	0		11	3	3	1	0		20	10
1998-99	1	1	1		5	8	0	2	1		3	9	1	3	2		8	17
1999-00	2	1	0	0	9	4	2	0	0	1	14	6	4	1	0	1	23	10
2000-01	0	2	0	0	4	10	2	0	1	0	10	6	2	2	1	0	14	16
2001-02	0	1	0	2	3	9	1	1	0	0	5	4	1	2	0	2	8	13
2002-03	2	0	0	0	7	3	0	2	1	0	4	9	2	2	1	0	11	12
2003-04	1	0	1	1	7	7	1	1	0	1	6	7	2	1	1	2	13	14
2005-06	1	3		0	8	13	0	4		0	8	19	1	7		0	16	32
2006-07	2	1		1	9	8	0	4		0	8	16	2	5		1	17	24
2007-08	2	2		0	9	11	3	0		1	13	11	5	2		1	22	22
2008-09	1	1		1	10	14	1	2		0	6	10	2	3		1	16	24
2009-10	3	0		0	11	2	1	2		0	8	10	4	2		0	19	12
2010-11	1	2		0	11	11	2	1		0	10	5	3	3		0	21	16
2011-12	2	1		0	9	6	1	2		0	8	14	3	3		0	17	20
2012-13	2	0		0	8	8	1	1		0	5	5	3	1		0	13	13
2013-14	0	2		0	5	9	0	1		2	6	10	0	3		2	11	19
2014-15	1	2		0	3	7	1	1		0	3	4	2	3		0	6	11
2015-16	1	1		0	5	7	2	1		0	10	8	3	2		0	15	15
2016-17	1	1		0	3	5	0	1		1	3	8	1	2		1	6	13
2017-18	1	1		0	2	3	0	2		0	6	10	1	3		0	8	13
TOTALS	29	27	2	5	168	181	21	35	3	6	161	204	50	62	5	11	329	385

VS BOSTON YEAR	HOME					ROAD					OVERALL							
	W	L	T	OL	GF	GA	W	L	T	OL	GF	GA	W	L	T	OL	GF	GA
1979-80	1	1	0		4	4	0	2	0		1	7	1	3	0		5	11
1980-81	0	1	1		8	11	0	1	1		11	12	0	2	2		19	23
1981-82	0	1	0		5	8	0	2	0		10	15	0	3	0		15	23
1982-83	2	0	0		12	9	0	0	1		2	2	2	0	1		14	11
1983-84	1	0	0		5	2	0	2	0		4	9	1	2	0		9	11
1984-85	1	1	0		6	7	1	0	0		4	3	2	1	0		10	10
1985-86	0	1	0		1	2	0	2	0		9	15	0	3	0		10	17
1986-87	1	1	0		7	4	0	1	0		3	6	1	2	0		10	10
1987-88	0	1	0		3	4	0	2	0		6	9	0	3	0		9	13
1988-89	0	2	0		4	9	1	0	0		4	3	1	2	0		8	12
1989-90	1	0	0		3	2	0	1	1		5	7	1	1	1		8	9
1990-91	1	1	0		8	4	0	1	0		2	5	1	2	0		10	9
1991-92	0	1	1		6	9	1	0	0		3	1	1	1	1		9	10
1992-93	1	0	0		5	4	0	1	0		2	6	1	1	0		7	10
1993-94	0	1	0		6	7	0	1	0		4	5	0	2	0		10	12
1994-95	DID NOT PLAY																	
1995-96	0	1	0		3	5	0	1	0		4	5	0	2	0		7	10
1996-97	1	0	0		5	4	1	0	0		5	2	2	0	0		10	6
1997-98	0	1	0		2	3	0	1	0		2	5	0	2	0		4	8
1998-99	1	0	0		3	1	0	1	0		2	3	1	1	0		5	4
1999-00	1	0	0	0	2	1	0	1	0	0	0	2	1	1	0	0	2	3
2000-01	-	-	-	-	-	-	0	1	0	0	4	7	0	1	0	0	4	7
2001-02	0	0	1	0	1	1	0	1	0	0	2	4	0	1	1	0	3	5
2002-03	1	0	0	0	2	1	-	-	-	-	-	-	1	0	0	0	2	1
2003-04	-	-	-	-	-	-	0	0	1	0	3	3	0	0	1	0	3	3
2005-06	-	-	-	-	-	-	1	0		0	2	1	1	0		0	2	1
2006-07	DID NOT PLAY																	
2007-08	0	1	0		1	3	-	-	-	-	-	-	0	1	0		1	3
2008-09	-	-	-	-	-	-	1	0		0	2	1	1	0		0	2	1
2009-10	1	0		0	4	1	-	-	-	-	-	-	1	0		0	4	1
2010-11	0	1		0	0	3	1	0		0	5	2	1	1		0	5	5
2011-12	0	0		1	1	2	-	-	-	-	-	-	0	0		1	1	2
2012-13	DID NOT PLAY																	
2013-14	0	1		0	2	4	0	1		0	1	2	0	2		0	3	6
2014-15	0	1		0	2	5	0	1		0	1	4	0	2		0	3	9
2015-16	0	1		0	3	5	0	1		0	0	6	0	2		0	3	11
2016-17	0	1		0	1	2	0	1		0	1	4	0	2		0	2	6
2017-18	0	1		0	2	6	0	1		0	1	6	0	2		0	3	12
TOTALS	14	21	3	1	117	133	7	27	4	0	105	162	21	48	7	1	222	295

VS BUFFALO YEAR	HOME						ROAD						OVERALL						
	W	L	T	OL	GF	GA	W	L	T	OL	GF	GA	W	L	T	OL	GF	GA	
1979-80	0	1	1		5	6	0	2	0		5	10	0	3	1		10	16	
1980-81	0	2	0		4	9	0	2	0		4	11	0	4	0		8	20	
1981-82	0	0	1		4	4	0	1	1		5	6	0	1	2		9	10	
1982-83	1	1	0		8	7	0	1	0		2	5	1	2	0		10	12	
1983-84	0	1	0		5	6	0	2	0		6	14	0	3	0		11	20	
1984-85	2	0	0		8	5	0	1	0		0	4	2	1	0		8	9	
1985-86	1	0	0		5	3	0	2	0		6	13	1	2	0		11	16	
1986-87	1	1	0		5	6	1	0	0		6	3	2	1	0		11	9	
1987-88	1	0	0		7	5	0	1	1		7	9	1	1	1		14	14	
1988-89	1	1	0		5	7	0	1	0		4	5	1	2	0		9	12	
1989-90	0	1	0		3	4	0	2	0		4	7	0	3	0		7	11	
1990-91	0	2	0		2	8	0	1	0		1	4	0	3	0		3	12	
1991-92	1	0	0		5	4	0	1	0		2	5	1	1	0		7	9	
1992-93	0	1	0		2	6	0	1	0		1	2	0	2	0		3	8	
1993-94	1	0	0		3	2	0	1	0		0	6	1	1	0		3	8	
1994-95	DID NOT PLAY																		
1995-96	1	0	0		4	1	1	0	0		4	3	2	0	0		8	4	
1996-97	0	1	0		2	3	0	1	0		1	5	0	2	0		3	8	
1997-98	1	0	0		6	1	0	0	1		3	3	1	0	1		9	4	
1998-99	1	0	0		1	0	0	0	1		1	1	1	0	1		2	1	
1999-00	1	0	0	0	2	1	0	0	1	0	2	2	1	0	1	0	4	3	
2000-01	-	-	-	-	-	-	1	0	0	0	7	3	1	0	0	0	7	3	
2001-02	0	1	0	0	1	3	1	0	0	0	3	2	1	1	0	0	4	5	
2002-03	0	1	0	0	0	1	1	0	0	0	3	2	1	1	0	0	3	3	
2003-04	-	-	-	-	-	-	1	0	0	0	3	2	1	0	0	0	3	2	
2005-06	-	-	-	-	-	-	1	0	0	0	2	1	1	0	0	0	2	1	
2006-07	DID NOT PLAY																		
2007-08	1	0	0		6	2	-	-	-	-	-	-	1	0	0		6	2	
2008-09	0	1		0	0	2	0	1		0	1	5	0	2		0	1	7	
2009-10	0	1		0	2	7	0	1		0	1	2	0	2		0	3	9	
2010-11	0	0		1	1	2	-	-	-	-	-	-	0	0		1	1	2	
2011-12	-	-	-	-	-	-	1	0		0	4	2	1	0		0	4	2	
2012-13	DID NOT PLAY																		
2013-14	0	1		0	2	3	0	0		1	1	2	0	1		1	3	5	
2014-15	0	1		0	1	4	1	0		0	4	3	1	1		0	5	7	
2015-16	0	1		0	1	2	0	1		0	2	5	0	2		0	3	7	
2016-17	1	0		0	3	2	0	1		0	3	6	1	1		0	6	8	
2017-18	0	1		0	4	5	1	0		0	4	1	1	1		0	8	6	
TOTALS	15	20	2	1	107	121	10	24	5	1	102	154	25	44	7	2	209	275	

VS CALGARY YEAR	HOME						ROAD						OVERALL					
	W	L	T	OL	GF	GA	W	L	T	OL	GF	GA	W	L	T	OL	GF	GA
1979-80	0	2	0		6	10	0	2	0		0	10	0	4	0		6	20
1980-81	0	1	1		6	9	0	2	0		3	7	0	3	1		9	16
1981-82	1	0	0		6	4	1	1	0		9	10	2	1	0		15	14
1982-83	1	2	1		17	17	1	3	0		14	20	2	5	1		31	37
1983-84	1	1	2		10	10	0	3	1		16	27	1	4	3		26	37
1984-85	1	2	1		17	21	0	3	1		14	28	1	5	2		31	49
1985-86	1	3	0		20	23	0	3	1		11	21	1	6	1		31	44
1986-87	4	0	0		27	8	2	2	0		11	12	6	2	0		38	20
1987-88	3	0	1		22	11	1	3	0		13	17	4	3	1		35	28
1988-89	2	2	0		9	15	0	3	1		13	25	2	5	1		22	40
1989-90	3	1	0		16	10	2	2	0		13	14	5	3	0		29	24
1990-91	1	1	2		12	12	0	4	0		12	18	1	5	2		24	30
1991-92	3	1	0		22	13	1	1	1		11	13	4	2	1		33	26
1992-93	1	2	0		12	13	2	0	2		16	13	3	2	2		28	26
1993-94	0	2	0		5	9	0	2	0		6	12	0	4	0		11	21
1994-95	1	0	1		6	5	1	1	0		9	12	2	1	1		15	17
1995-96	2	0	0		9	5	2	0	0		7	3	4	0	0		16	8
1996-97	1	1	0		5	8	2	0	0		8	4	3	1	0		13	12
1997-98	1	0	1		5	3	1	1	0		7	7	2	1	1		12	10
1998-99	1	0	1		4	3	2	0	0		7	3	3	0	1		11	6
1999-00	2	0	0	0	6	4	1	0	1	0	6	4	3	0	1	0	12	8
2000-01	1	1	0	0	5	6	1	0	1	0	6	4	2	1	1	0	11	10
2001-02	2	0	0	0	10	6	2	0	0	0	6	3	4	0	0	0	16	9
2002-03	1	1	0	0	6	7	1	1	0	0	7	3	2	2	0	0	13	10
2003-04	0	2	0	0	1	6	0	2	0	0	2	5	0	4	0	0	3	11
2005-06	1	1		0	6	6	1	1		0	4	5	2	2		0	10	11
2006-07	1	1		0	6	8	0	2		0	3	11	1	3		0	9	19
2007-08	0	2		0	2	7	1	0		1	6	5	1	2		1	8	12
2008-09	0	2		0	6	11	2	0		0	8	5	2	2		0	14	16
2009-10	2	0		0	5	3	0	2		0	2	4	2	2		0	7	7
2010-11	2	0		0	8	4	2	0		0	7	4	4	0		0	15	8
2011-12	1	1		0	4	5	1	1		0	3	3	2	2		0	7	8
2012-13	1	0		0	4	0	0	1		1	6	8	1	1		1	10	8
2013-14	3	0		0	13	4	0	2		0	3	7	3	2		0	16	11
2014-15	0	2		0	1	7	0	3		0	7	13	0	5		0	8	20
2015-16	2	1		0	8	7	2	0		0	6	2	4	1		0	14	9
2016-17	0	1		1	3	6	1	1		1	8	6	1	2		2	11	12
2017-18	1	1		0	7	7	1	1		0	4	4	2	2		0	11	11
TOTALS	48	37	11	1	337	313	34	53	9	3	294	372	82	90	20	4	631	685

VS CAROLINA YEAR	HOME						ROAD						OVERALL					
	W	L	T	OL	GF	GA	W	L	T	OL	GF	GA	W	L	T	OL	GF	GA
1979-80	2	0	0		10	2	0	2	0		6	12	2	2	0		16	14
1980-81	0	2	0		8	13	0	1	1		7	11	0	3	1		15	24
1981-82	0	1	0		1	6	1	1	0		7	9	1	2	0		8	15
1982-83	1	1	0		5	5	0	0	1		2	2	1	1	1		7	7
1983-84	1	0	0		4	3	1	0	1		11	7	2	0	1		15	10
1984-85	1	1	0		10	10	1	0	0		3	0	2	1	0		13	10
1985-86	1	0	0		5	4	0	2	0		3	15	1	2	0		8	19
1986-87	1	1	0		3	3	0	0	1		4	4	1	1	1		7	7
1987-88	1	0	0		6	3	0	2	0		6	8	1	2	0		12	11
1988-89	1	1	0		8	8	0	1	0		3	7	1	2	0		11	15
1989-90	0	1	0		2	4	2	0	0		7	3	2	1	0		9	7
1990-91	2	0	0		10	8	0	1	0		3	4	2	1	0		13	12
1991-92	0	2	0		2	4	0	0	1		3	3	0	2	1		5	7
1992-93	1	1	0		10	13	1	0	0		6	3	2	1	0		16	16
1993-94	0	0	1		2	2	0	1	0		0	4	0	1	1		2	6
1994-95	DID NOT PLAY																	
1995-96	0	1	0		2	3	1	0	0		5	2	1	1	0		7	5
1996-97	0	1	0		1	2	0	1	0		0	1	0	2	0		1	3
1997-98	0	1	0		4	5	0	0	1		2	2	0	1	1		6	7
1998-99	0	0	1		5	5	0	0	0		0	0	0	0	1		5	5
1999-00	1	0	0	0	7	5	1	0	0	0	4	2	2	0	0	0	11	7
2000-01	0	0	0	1	1	2	1	0	0	0	2	0	1	0	0	1	3	2
2001-02	-	-	-	-	-	-	0	0	0	1	0	1	0	0	0	1	0	1
2002-03	1	0	0	0	4	2	0	1	0	0	2	3	1	1	0	0	6	5
2003-04	-	-	-	-	-	-	1	0	0	0	3	0	1	0	0	0	3	0
2005-06	1	0	-	0	8	4	-	-	-	-	-	-	1	0	-	0	8	4
2006-07	-	-	-	-	-	-	1	0	-	0	2	0	1	0	-	0	2	0
2007-08	DID NOT PLAY																	
2008-09	0	1	-	0	2	7	0	1	-	0	2	5	0	2	-	0	4	12
2009-10	-	-	-	-	-	-	1	0	-	0	4	0	1	0	-	0	4	0
2010-11	0	0	-	1	3	4	-	-	-	-	-	-	0	0	-	1	3	4
2011-12	-	-	-	-	-	-	1	0	-	0	4	3	1	0	-	0	4	3
2012-13	DID NOT PLAY																	
2013-14	0	1	-	0	1	3	1	0	-	0	5	3	1	1	-	0	6	6
2014-15	0	0	-	1	1	1	0	1	-	0	0	3	0	1	-	1	1	4
2015-16	0	0	-	1	4	5	0	1	-	0	4	5	0	1	-	1	8	10
2016-17	0	1	-	0	1	2	1	0	-	0	4	2	1	1	-	0	5	4
2017-18	1	0	-	0	1	1	0	1	-	0	5	6	1	1	-	0	6	7
TOTALS	16	17	2	4	131	139	15	17	6	1	119	130	31	34	8	5	251	270

VS CHICAGO YEAR	HOME						ROAD						OVERALL					
	W	L	T	OL	GF	GA	W	L	T	OL	GF	GA	W	L	T	OL	GF	GA
1979-80	1	1	0		6	4	1	1	0		5	6	2	2	0		11	10
1980-81	1	1	0		8	10	0	2	0		5	17	1	3	0		13	27
1981-82	2	1	1		17	16	1	1	1		13	12	3	2	2		30	28
1982-83	0	1	0		5	7	1	1	0		8	13	1	2	0		13	20
1983-84	2	0	0		13	7	0	1	0		2	6	2	1	0		15	13
1984-85	0	0	1		5	5	1	1	0		9	9	1	1	1		14	14
1985-86	1	1	0		7	6	0	1	0		4	5	1	2	0		11	11
1986-87	0	1	0		4	8	0	2	0		3	8	0	3	0		7	16
1987-88	1	0	1		7	4	0	1	0		4	6	1	1	1		11	10
1988-89	0	1	0		5	6	0	2	0		5	17	0	3	0		10	23
1989-90	1	1	0		9	7	0	1	0		3	4	1	2	0		12	11
1990-91	0	1	0		1	3	0	1	1		7	8	0	2	1		8	11
1991-92	2	0	0		9	4	0	0	1		3	3	2	0	1		12	7
1992-93	1	0	0		5	2	0	2	0		2	9	1	2	0		7	11
1993-94	2	1	0		6	9	0	3	0		7	15	2	4	0		13	24
1994-95	2	1	0		11	7	1	1	0		4	4	3	2	0		15	11
1995-96	2	0	1		9	7	0	2	0		4	7	2	2	1		13	14
1996-97	1	1	0		3	6	3	0	0		10	4	4	1	0		13	10
1997-98	2	1	0		10	7	2	0	1		9	6	4	1	1		19	13
1998-99	2	0	0		6	2	0	1	1		4	5	2	1	1		10	7
1999-00	1	1	0	0	3	4	0	1	1	0	6	10	1	2	1	0	9	14
2000-01	1	1	0	0	4	6	0	0	1	0	1	1	1	1	1	0	5	7
2001-02	1	1	0	0	5	6	1	1	0	0	4	4	2	2	0	0	9	10
2002-03	0	2	0	0	2	8	1	0	1	0	2	1	1	2	1	0	4	9
2003-04	1	0	1	0	4	3	0	0	2	0	4	4	1	0	3	0	8	7
2005-06	1	1	-	0	5	6	1	0	-	1	4	4	2	1	-	1	9	10
2006-07	1	1	-	0	8	9	2	0	-	0	6	3	3	1	-	0	14	12
2007-08	1	0	-	1	5	4	0	2	-	0	1	7	1	2	-	1	6	11
2008-09	0	1	-	1	2	9	0	2	-	0	2	11	0	3	-	1	4	20
2009-10	2	0	-	0	8	5	1	1	-	0	2	3	3	1	-	0	10	8
2010-11	1	1	-	0	4	4	1	0	-	1	5	5	2	1	-	1	9	9
2011-12	1	1	-	0	5	5	2	0	-	0	7	4	3	1	-	0	12	9
2012-13	0	2	-	0	6	12	1	0	-	0	2	2	1	2	-	0	8	14
2013-14	1	1	-	0	4	5	0	0	-	1	4	4	1	1	-	1	8	9
2014-15	0	1	-	0	1	2	1	1	-	0	3	8	1	2	-	0	4	10
2015-16	0	1	-	1	9	12	0	1	-	0	2	6	0	2	-	1	11	18
2016-17	0	1	-	0	3	4	0	2	-	0	3	10	0	3	-	0	6	14
2017-18	1	1	-	0	8	5	0	1	-	0	1	3	1	2	-	0	9	8
TOTALS	36	30	5	3	232	236	21	36	10	3	170	254	57	66	15	6	402	492

VS COLORADO YEAR	HOME						ROAD						OVERALL						
	W	L	T	OL	GF	GA	W	L	T	OL	GF	GA	W	L	T	OL	GF	GA	
1979-80	1	1	0		8	8	1	1	0		5	7	2	2	0		13	15	
1980-81	1	0	1		8	7	0	1	1		4	8	1	1	2		12	15	
1981-82	0	1	1		9	11	0	1	0		3	7	0	2	1		12	18	
1982-83	1	0	0		3	2	0	2	0		9	14	1	2	0		12	16	
1983-84	1	1	0		9	11	1	0	0		5	3	2	1	0		14	14	
1984-85	1	0	0		6	3	1	1	0		6	7	2	1	0		12	10	
1985-86	1	1	0		6	7	1	0	0		5	4	2	1	0		11	11	
1986-87	0	0	1		4	4	1	0	1		9	6	1	0	2		13	10	
1987-88	1	0	1		6	5	1	0	0		7	3	2	0	1		13	8	
1988-89	0	1	0		4	5	1	1	0		11	8	1	2	0		15	13	
1989-90	1	1	0		12	11	1	0	0		5	3	2	1	0		17	14	
1990-91	1	0	0		6	0	2	0	0		16	6	3	0	0		22	6	
1991-92	0	0	1		4	4	0	2	0		3	9	0	2	1		7	13	
1992-93	0	1	0		4	7	0	1	0		2	3	0	2	0		6	10	
1993-94	1	0	0		5	2	0	0	1		5	5	1	0	1		10	7	
1994-95	DID NOT PLAY																		
1995-96	0	2	0		4	10	1	1	0		7	7	1	3	0		11	17	
1996-97	0	2	0		3	7	0	2	0		1	8	0	4	0		4	15	
1997-98	0	2	0		5	8	0	1	1		3	6	0	3	1		8	14	
1998-99	1	0	1		6	3	2	0	0		9	2	3	0	1		15	5	
1999-00	1	1	0	0	9	4	1	1	0	0	5	5	2	2	0	0	14	9	
2000-01	1	1	0	0	6	8	1	1	0	0	5	2	2	2	0	0	11	10	
2001-02	2	0	0	0	6	3	0	0	0	2	3	5	2	0	0	2	9	8	
2002-03	0	1	1	0	6	7	0	1	1	0	3	8	0	2	2	0	9	15	
2003-04	1	1	0	0	5	5	0	2	0	0	2	6	1	3	0	0	7	11	
2005-06	0	2		0	3	8	0	2		0	8	13	0	4		0	11	21	
2006-07	0	2		0	6	10	1	1		0	8	8	1	3		0	14	18	
2007-08	1	0	1	6	6	2	0		0	9	5	3	0		1	15	11		
2008-09	2	0	0	5	2	1	0		1	7	5	3	0		1	12	7		
2009-10	2	0	0	9	3	0	2		0	2	6	2	2		0	11	9		
2010-11	1	0	1	6	4	2	0		0	7	2	3	0		1	13	6		
2011-12	2	0	0	9	3	1	1		0	6	4	3	1		0	15	7		
2012-13	1	0	1	8	4	1	0		0	3	2	2	0		1	11	6		
2013-14	0	0	1	3	4	1	1		0	5	5	1	1		1	8	9		
2014-15	0	1	1	5	9	0	1		0	2	5	0	2		1	7	14		
2015-16	1	0	0	4	2	1	1		0	3	4	2	1		0	7	6		
2016-17	1	1	0	3	3	1	0		0	4	2	2	1		0	7	5		
2017-18	0	1	0	2	6	1	1		0	5	6	1	2		0	7	12		
TOTALS	27	24	7	5	213	206	27	29	5	3	202	209	54	53	12	8	415	415	

VS COLUMBUS YEAR	HOME						ROAD						OVERALL					
	W	L	T	OL	GF	GA	W	L	T	OL	GF	GA	W	L	T	OL	GF	GA
2000-01	1	0	1	0	4	3	0	2	0	0	3	7	1	2	1	0	7	10
2001-02	2	0	0	0	6	2	1	1	0	0	3	5	3	1	0	0	9	7
2002-03	1	0	1	0	8	5	1	1	0	0	4	4	2	1	1	0	12	9
2003-04	1	0	1	0	6	5	1	0	1	0	4	3	2	0	2	0	10	8
2005-06	1	1		0	7	6	1	1		0	9	7	2	2		0	16	13
2006-07	1	1		0	8	8	1	1		0	4	5	2	2		0	12	13
2007-08	0	2		0	4	6	1	1		0	4	5	1	3		0	8	11
2008-09	2	0	0	5	1	2	0	0	0	8	4	4	0	0	0	13	5	
2009-10	1	1		0	5	4	2	0		0	6	2	3	1		0	11	6
2010-11	2	0	0	7	2	1	1		0	7	8	3	1		0	14	10	
2011-12	1	1	0	4	5	0	2		0	5	7	1	3		0	9	12	
2012-13	2	0	0	10	4	0	0		1	0	0	2	0		1	10	4	
2013-14	0	1	0	0	2	0	0		1	3	4	0	1		1	3	6	
2014-15	1	0	0	6	3	1	0		0	4	1	2	0		0	10	4	
2015-16	0	1	0	5	7	0	1		0	2	5	0	2		0	7	12	
2016-17	0	0	1	2	3	0	1		0	1	4	0	1		1	3	7	
2017-18	0	1	0	1	2	0	1		0	0	1	0	2		0	1	3	
TOTALS	16	9	3	1	88	68	12	13	1	2	67	72	28	22	4	3	155	140

VS DALLAS YEAR	HOME						ROAD						OVERALL					
	W	L	T	OL	GF	GA	W	L	T	OL	GF	GA	W	L	T	OL	GF	GA
1979-80	1	1	0		4	4	0	1	1		4	10	1	2	1		8	14
1980-81	0	2	0		6	10	0	2	0		4	8	0	4	0		10	18
1981-82	0	2	1		11	16	3	1	0		16	24	3	3	1		27	40
1982-83	0	2	0		6	8	0	1	0		1	4	0	3	0		7	12
1983-84	1	0	0		5	1	0	2	0		8	10	1	2	0		13	11
1984-85	2	0	0		9	4	0	1	0		0	4	2	1	0		9	8
1985-86	0	1	0		5	6	2	0	0		7	3	2	1	0		12	9
1986-87	2	0	0		10	7	0	1	0		2	4	2	1	0		12	11
1987-88	1	0	0		5	4	1	0	1		13	10	2	0	1		18	14
1988-89	1	1	0		4	6	0	1	0		1	5	1	2	0		5	11
1989-90	1	0	0		5	3	0	2	0		5	12	1	2	0		10	15
1990-91	1	1	0		4	4	1	0	0		6	4	2	1	0		10	8
1991-92	0	1	0		2	3	0	2	0		3	10	0	3	0		5	13
1992-93	2	0	0		14	10	1	1	0		11	7	3	1	0		25	17
1993-94	1	2	0		9	12	0	1	2		6	8	1	3	2		15	20
1994-95	1	1	0		4	7	1	1	0		9	9	2	2	0		13	16
1995-96	2	0	0		10	6	2	1	0		14	8	4	1	0		24	14
1996-97	0	2	1		8	10	2	1	0		11	10	2	3	1		19	20
1997-98	2	1	0		9	10	0	2	1		3	10	2	3	1		12	20
1998-99	1	2	0		5	5	1	2	0		5	6	2	4	0		10	11
1999-00	0	3	0	0	5	12	2	0	1	0	9	7	2	3	1	0	14	19
2000-01	1	1	1	0	9	9	1	0	1	0	5	3	2	1	2	0	14	12
2001-02	1	1	0	0	7	7	1	2	0	0	9	8	2	3	0	0	16	15
2002-03	0	2	1	0	5	10	0	1	1	0	3	7	0	3	2	0	8	17
2003-04	2	1	0	0	9	8	1	1	1	0	11	8	3	2	1	0	20	16
2005-06	1	2		1	12	15	2	2		0	10	10	3	4		1	22	25
2006-07	0	2		2	6	13	1	2		1	9	16	1	4		3	15	29
2007-08	2	2		0	15	13	3	1		0	12	5	5	3		0	27	18
2008-09	2	1		0	9	8	2	0		1	7	5	4	1		1	16	13
2009-10	2	1		0	8	7	2	1		0	7	8	4	2		0	15	15
2010-11	2	1		0	9	6	2	1		0	7	8	4	2		0	16	14
2011-12	2	0		1	7	3	1	0		2	8	5	3	0		3	15	8
2012-13	2	0		0	4	1	0	1		1	6	7	2	1		1	10	8
2013-14	1	1		0	3	4	0	1		0	1	2	1	2		0	4	6
2014-15	0	1		0	3	4	0	2		0	1	9	0	3		0	4	13
2015-16	2	0		0	9	4	0	1		0	1	4	2	1		0	10	8
2016-17	0	1		0	2	3	0	1		1	4	8	0	2		1	6	11
2017-18	0	2		0	5	9	0	1		0	1	3	0	3		0	6	12
TOTALS	39	41	4	4	262	272	32	41	9	6	240	289	71	82	13	10	502	561

VS DETROIT YEAR	HOME						ROAD						OVERALL					
	W	L	T	OL	GF	GA	W	L	T	OL	GF	GA	W	L	T	OL	GF	GA
1979-80	0	2	0		1	10	1	1	0		10	8	1	3	0		11	18
1980-81	0	1	1		7	8	0	2	0		8	11	0	3	1		15	19
1981-82	2	1	1		13	6	1	1	1		9	9	3	2	2		22	15
1982-83	1	0	0		8	3	2	0	0		12	2	3	0	0		20	5
1983-84	0	0	2		8	8	0	1	0		1	6	0	1	2		9	14
1984-85	1	0	0		5	2	1	0	1		11	8	2	0	1		16	10
1985-86	2	0	0		11	3	1	0	0		4	3	3	0	0		15	6
1986-87	0	0	1		1	1	1	1	0		7	7	1	1	1		8	8
1987-88	0	1	1		5	9	0	1	0		8	10	0	2	1		13	19
1988-89	0	1	0		2	6	0	1	1		5	8	0	2	1		7	14
1989-90	1	0	1		10	8	0	1	0		4	5	1	1	1		14	13
1990-91	0	1	0		2	5	0	2	0		2	9	0	3	0		4	14
1991-92	0	0	1		1	1	2	0	0		7	5	2	0	1		8	6
1992-93	1	0	0		4	1	1	1	0		8	8	2	1	0		12	9
1993-94	3	0	0		12	7	0	3	0		5	19	3	3	0		17	26
1994-95	1	1	0		5	8	0	2	1		9	17	1	3	1		14	25
1995-96	1	1	1		10	12	1	2	0		10	14	2	3	1		20	26
1996-97	0	2	1		9	12	2	0	0		8	3	2	2	1		17	15
1997-98	1	1	1		6	7	0	2	1		5	11	1	3	2		11	18
1998-99	1	1	0		5	8	2	0	0		10	5	3	1	0		15	13
1999-00	1	1	0	0	6	6	2	0	0	0	9	5	3	1	0	0	15	11
2000-01	0	1	1	0	4	6	0	1	1	0	5	8	0	2	2	0	9	14
2001-02	0	1	1	0	3	5	0	1	1	0	2	5	0	2	2	0	5	10
2002-03	0	2	0	0	5	8	1	1	0	0	6	6	1	3	0	0	11	14
2003-04	1	0	1	0	6	3	0	1	1	0	5	8	1	1	2	0	11	11
2005-06	0	2		0	3	9	2	0		0	9	3	2	2		0	12	12
2006-07	0	2		0	2	9	0	2		0	4	13	0	4		0	6	22
2007-08	0	2		0	4	9	0	2		0	4	6	0	4		0	8	15
2008-09	1	0		1	10	8	0	1		1	6	8	1	1		2	16	16
2009-10	1	1		0	4	6	1	1		0	7	7	2	2		0	11	13
2010-11	1	0		1	6	6	1	0		1	6	5	2	0		2	12	11
2011-12	1	0		1	5	3	0	1		1	4	7	1	1		2	9	10
2012-13	1	1		0	6	5	0	1		0	0	4	1	2		0	6	9
2013-14	1	0		0	5	2	1	0		0	4	2	2	0		0	9	4
2014-15	0	1		0	1	3	1	0		0	5	4	1	1		0	6	7
2015-16	0	0		1	2	3	0	1		0	1	5	0	1		1	3	8
2016-17	0	0		1	4	5	1	0		0	4	1	1	0		1	8	6
2017-18	0	1		0	2	4	0	1		0	3	5	0	2		0	5	9
TOTALS	23	28	14	5	203	225	25	35	8	3	227	270	48	63	22	8	430	495

VS EDMONTON YEAR	HOME						ROAD						OVERALL					
	W	L	T	OL	GF	GA	W	L	T	OL	GF	GA	W	L	T	OL	GF	GA
1979-80	1	0	1		10	5	1	1	0		6	12	2	1	1		16	17
1980-81	0	2	0		3	9	0	2	0		6	17	0	4	0		9	26
1981-82	0	1	0		2	10	1	1	0		5	4	1	2	0		7	14
1982-83	2	2	0		24	23	0	4	0		7	22	2	6	0		31	45
1983-84	0	4	0		21	29	0	4	0		16	24	0	8	0		37	53
1984-85	1	3	0		13	18	2	2	0		21	22	3	5	0		34	40
1985-86	1	3	0		19	25	1	3	0		15	22	2	6	0		34	47
1986-87	2	2	0		17	17	1	3	0		10	16	3	5	0		27	33
1987-88	1	2	1		11	17	0	2	2		10	15	1	4	3		21	32
1988-89	1	2	1		18	23	2	2	0		17	17	3	4	1		35	40
1989-90	3	1	0		17	15	0	4	0		11	23	3	5	0		28	38
1990-91	2	2	0		13	12	2	1	1		10	9	4	3	1		23	21
1991-92	1	1	1		11	10	2	2	0		16	15	3	3	1		27	25
1992-93	4	1	0		22	16	4	0	0		22	13	8	1	0		44	29
1993-94	1	1	0		9	7	0	2	0		2	11	1	3	0		11	18
1994-95	0	2	0		8	11	1	0	1		8	4	1	2	1		16	15
1995-96	2	0	0		13	4	0	2	0		7	10	2	2	0		20	14
1996-97	0	2	0		4	9	1	1	0		7	6	1	3	0		11	15
1997-98	1	1	0		8	8	0	2	0		4	9	1	3	0		12	17
1998-99	1	1	0		4	9	1	1	0		10	8	2	2	0		14	17
1999-00	1	1	0	0	9	9	0	1	0	1	4	7	1	2	0	1	13	16
2000-01	2	0	0	0	9	4	0	0	2	0	4	4	2	0	2	0	13	8
2001-02	0	1	0	1	7	9	0	2	0	0	2	9	0	3	0	1	9	18
2002-03	2	0	0	0	7	5	1	1	0	0	8	5	3	1	0	0	15	10
2003-04	0	1	1	0	5	10	0	1	0	1	6	9	0	2	1	1	11	19
2005-06	1	0		1	7	7	1	1		0	5	10	2	1		1	12	17
2006-07	1	1		0	8	5	1	1		0	5	5	2	2		0	13	10
2007-08	0	2		0	4	9	0	2		0	6	13	0	4		0	10	22
2008-09	1	1		0	4	5	0	2		0	5	10	1	3		0	9	15
2009-10	2	0		0	9	3	1	1		0	5	8	3	1		0	14	11
2010-11	1	1		0	8	4	2	0		0	7	4	3	1		0	15	8
2011-12	2	0		0	8	4	2	0		0	5	3	4	0		0	13	7
2012-13	0	0		1	1	2	1	0		1	5	3	1	0		2	6	5
2013-14	2	0		1	11	9	2	0		0	10	5	4	0		1	21	14
2014-15	2	0		0	9	5	3	0		0	12	4	5	0		0	21	9
2015-16	3	0		0	12	6	1	0		1	7	4	4	0		1	19	10
2016-17	1	1		0	5	5	1	2		0	5	9	2	3		0	10	14
2017-18	1	1		0	3	4	0	0		2	5	7	1	1		2	8	11
TOTALS	46	43	5	4	373	382	35	53	6	6	316	398	81	96	11	10	689	780

VS FLORIDA YEAR	HOME						ROAD						OVERALL					
	W	L	T	OL	GF	GA	W	L	T	OL	GF	GA	W	L	T	OL	GF	GA
1993-94	0	2	0		4	8	1	0	0		5	2	1	2	0		9	10
1994-95	DID NOT PLAY																	
1995-96	1	0	0		5	3	0	1	0		1	6	1	1	0		6	9
1996-97	0	0	1		1	1	1	0	0		3	0	1	0	1		4	1
1997-98	1	0	0		3	2	1	0	0		3	2	2	0	0		6	4
1998-99	0	0	1		2	2	0	1	0		1	7	0	1	1		3	9
1999-00	0	1	0	0	1	6	-	-	-	-	-	-	0	1	0	0	1	6
2000-01	1	0	0	0	2	1	0	1	0	0	3	4	1	1	0	0	5	5
2001-02	-	-	-	-	-	-	1	0	0	0	3	1	1	0	0	0	3	1
2002-03	0	0	1	0	3	3	-	-	-	-	-	-	0	0	1	0	3	3
2003-04	0	0	0	1	4	5	1	0	0	0	2	1	1	0	0	1	6	6
2005-06	1	0		0	6	3	-	-	-	-	-	-	1	0		0	6	3
2006-07	-	-	-	-	-	-	0	1		0	2	5	0	1		0	2	5
2007-08	DID NOT PLAY																	
2008-09	1	0		0	4	1							1	0		0	4	1
2009-10							1	0		0	4	3	1	0		0	4	3
2010-11	0	0		1	1	2	-	-	-	-	-	-	0	0		1	1	2
2011-12	-	-	-	-	-	-	1	0		0	2	1	1	0		0	2	1
2012-13	DID NOT PLAY																	
2013-14	1	0		0	2	1	1	0		0	3	1	2	0		0	5	2
2014-15	1	0		0	2	1	0	1		0	1	2	1	1		0	3	3
2015-16	1	0		0	5	1	0	1		0	2	3	1	1		0	7	4
2016-17	1	0		0	3	2	0	1		0	1	3	1	1		0	4	5
2017-18	0	1		0	2	3	0	1		0	2	4	0	2		0	4	7
TOTALS	9	4	3	2	50	45	8	8	0	0	38	45	17	12	3	2	88	90

VS LOS ANGELES YEAR	HOME						ROAD						OVERALL					
	W	L	T	OL	GF	GA	W	L	T	OL	GF	GA	W	L	T	OL	GF	GA
1979-80	1	0	1		9	7	1	1	0		10	8	2	1	1		19	15
1980-81	0	2	0		6	11	0	2	0		5	14	0	4	0		11	25
1981-82	2	0	0		14	7	1	0	0		3	2	3	0	0		17	9
1982-83	3	1	0		24	16	3	1	0		17	14	6	2	0		41	30
1983-84	2	0	2		23	20	3	0	1		22	16	5	0	3		45	36
1984-85	1	1	2		15	13	3	1	0		24	19	4	2	2		39	32
1985-86	1	3	0		15	19	1	2	1		15	15	2	5	1		30	34
1986-87	3	1	0		13	8	2	2	0		16	20	5	3	0		29	28
1987-88	2	2	0		11	10	3	1	0		21	18	5	3	0		32	28
1988-89	1	1	2		20	19	1	1	2		14	14	2	2	4		34	33
1989-90	3	1	0		21	9	2	1	1		15	14	5	2	1		36	23
1990-91	1	3	0		15	19	0	2	2		12	17	1	5	2		27	36
1991-92	2	2	0		17	16	0	2	1		8	10	2	4	1		25	26
1992-93	2	0	2		17	12	1	2	0		12	16	3	2	2		29	28
1993-94	1	1	0		7	7	1	0	1		12	10	2	1	1		19	17
1994-95	0	2	0		3	6	0	1	1		9	11	0	3	1		12	17
1995-96	2	0	0		9	6	1	1	0		8	10	3	1	0		17	16
1996-97	1	1	0		7	5	1	1	0		7	9	2	2	0		14	14
1997-98	1	1	0		7	4	1	1	0		6	5	2	2	0		13	9
1998-99	2	1	0		9	5	3	0	0		9	1	5	1	0		18	6
1999-00	1	2	0	0	6	9	3	0	0	0	12	7	4	2	0	0	18	16
2000-01	1	0	1	0	5	3	1	1	1	0	11	14	2	1	2	0	16	17
2001-02	2	0	1	0	11	6	0	0	2	0	4	4	2	0	3	0	15	10
2002-03	1	0	0	1	6	6	0	2	0	1	7	12	1	2	0	2	13	18
2003-04	2	1	0	0	11	7	0	2	1	0	9	14	2	3	1	0	20	21
2005-06	4	0	0	0	15	6	1	3	0	0	9	11	5	3	0	0	24	17
2006-07	3	1	0	0	16	14	1	2	1	1	11	14	4	3	1	0	27	28
2007-08	3	0	1	1	17	11	3	1	0	0	9	6	6	1	1	1	26	17
2008-09	2	1	0	0	6	7	2	1	0	0	9	10	4	2	0	0	15	17
2009-10	1	2	0	0	9	12	2	0	1	1	11	8	3	2	1	0	20	20
2010-11	2	1	0	0	13	9	1	1	1	1	4	4	3	2	1	1	17	13
2011-12	2	1	0	0	8	8	1	1	1	1	3	5	3	2	1	1	11	13
2012-13	2	1	0	0	10	7	0	2	0	0	2	7	2	3	0	0	12	14
2013-14	2	0	0	0	6	1	1	2	0	0	8	14	3	2	0	0	14	15
2014-15	1	1	0	0	3	6	0	2	0	0	2	5	1	3	0	0	5	11
2015-16	1	1	1	1	8	12	2	0	0	0	7	3	3	1	1	1	15	15
2016-17	0	2	0	0	5	7	3	0	0	0	10	6	3	2	0	0	15	13
2017-18	2	0	0	0	6	5	0	2	0	0	2	10	2	2	0	0	8	15
TOTALS	63	37	11	3	423	355	49	44	14	5	375	397	112	81	25	8	798	752

VS MINNESOTA YEAR	HOME						ROAD						OVERALL					
	W	L	T	OL	GF	GA	W	L	T	OL	GF	GA	W	L	T	OL	GF	GA
2000-01	2	0	0	0	6	1	1	0	1	0	4	2	3	0	1	0	10	3
2001-02	2	0	0	0	9	2	0	1	1	0	4	7	2	1	1	0	13	9
2002-03	1	1	0	0	5	7	1	1	0	0	4	4	2	2	0	0	9	11
2003-04	0	1	1	0	3	6	2	0	0	0	5	2	2	1	1	0	8	8
2005-06	1	1	0	0	6	7	1	1	0	0	6	5	2	2	0	0	12	12
2006-07	1	1	0	0	4	4	0	2	0	0	2	7	1	3	0	0	6	11
2007-08	0	2	0	0	4	6	0	2	0	0	2	7	0	4	0	0	6	13
2008-09	1	1	0	0	5	4	0	2	0	0	3	10	1	3	0	0	8	14
2009-10	2	0	0	0	8	4	2	0	0	0	6	4	4	0	0	0	14	8
2010-11	1	1	0	0	3	3	1	0	1	1	9	8	2	1	1	1	12	11
2011-12	0	1	1	1	3	6	2	0	0	0	8	3	2	1	1	1	11	9
2012-13	1	1	0	0	5	5	0	0	1	1	3	4	1	1	1	1	8	9
2013-14	0	2	0	0	2	7	1	0	0	0	3	1	1	2	0	0	5	8
2014-15	0	0	1	3	3	3	0	2	0	0	1	5	0	2	1	1	4	8
2015-16	1	1	0	0	5	5	1	0	0	0	1	1	2	1	0	0	6	6
2016-17	0	1	0	0	1	3	0	2	0	0	4	8	0	3	0	0	5	11
2017-18	1	1	0	0	6	6	1	0	0	0	4	3	2	1	0	0	10	9
TOTALS	14	15	1	2	78	79	13	13	2	2	69	81	27	28	3	4	147	160

VS MONTREAL YEAR	HOME						ROAD						OVERALL					
	W	L	T	OL	GF	GA	W	L	T	OL	GF	GA	W	L	T	OL	GF	GA
1979-80	1	1	0		9	6	0	2	0		0	10	1	3	0		9	16
1980-81	1	1	0		5	7	0	2	0		6	16	1	3	0		11	23
1981-82	0	0	2		9	9	0	1	0		3	7	0	1	2		12	16
1982-83	0	1	0		0	2	0	2	0		7	14	0	3	0		7	16
1983-84	0	1	1		4	14	1	0	0		5	3	1	1	1		9	17
1984-85	0	1	0		2	4	1	1	0		8	7	1	2	0		10	11
1985-86	1	1	0		9	11	0	1	0		0	4	1	2	0		9	15
1986-87	1	0	0		2	1	0	2	0		5	10	1	2	0		7	11
1987-88	0	2	0		4	11	0	1	0		0	6	0	3	0		4	17
1988-89	1	0	0		7	3	0	2	0		5	13	1	2	0		12	16
1989-90	1	0	1		9	8	0	1	0		1	5	1	1	1		10	13
1990-91	1	0	0		4	2	0	2	0		7	12	1	2	0		11	14
1991-92	0	0	1		2	2	0	1	0		1	6	0	1	1		3	8
1992-93	0	1	0		2	3	0	1	0		1	2	0	2	0		3	5
1993-94	1	0	0		3	1	0	1	0		2	4	1	1	0		5	5
1994-95	DID NOT PLAY																	
1995-96	0	1	0		5	6	0	1	0		1	4	0	2	0		6	10
1996-97	0	0	1		4	4	1	0	0		5	4	1	0	1		9	8
1997-98	0	1	0		2	5	0	1	0		2	4	0	2	0		4	9
1998-99	1	0	0		4	2	0	0	1		2	2	1	0	1		6	4
1999-00	-	-	-		-	-	0	1	0	0	0	1	0	1	0	0	0	1
2000-01	0	0	1	0	3	3	0	1	0	0	2	5	0	1	1	0	5	8
2001-02	-	-	-	-	-	-	0	0	1	0	3	3	0	0	1	0	3	3
2002-03	0	1	0	0	2	4	-	-	-	-	-	-	0	1	0	0	2	4
2003-04	0	1	0	0	3	4	-	-	-	-	-	-	0	1	0	0	3	4
2005-06	-	-	-	-	-	-	0	1	-	0	2	5	0	1	-	0	2	5
2006-07	DID NOT PLAY																	
2007-08	0	1		0	2	4	-	-	-	-	-	-	0	1		0	2	4
2008-09							0	1		0	1	4	0	1		0	1	4
2009-10	0	1		0	2	4							0	1		0	2	4
2010-11	-	-	-	-	-	-	0	0		1	2	3	0	0		1	2	3
2011-12	0	0		1	2	3	-	-		-	-	-	0	0		1	2	3
2012-13	DID NOT PLAY																	
2013-14	1	0		0	5	2	0	1		0	1	3	1	1		0	6	5
2014-15	0	1		0	0	2	1	0		0	3	2	1	1		0	3	4
2015-16	1	0		0	6	2	1	0		0	3	2	2	0		0	9	4
2016-17	0	0		1	4	5	0	1		0	2	5	0	1		1	6	10
2017-18	1	0		0	5	2	1	0		0	5	4	2	0		0	10	6
TOTALS	12	16	7	2	120	136	6	28	2	1	85	170	18	44	9	3	205	306

VS NASHVILLE YEAR	HOME						ROAD						OVERALL					
	W	L	T	OL	GF	GA	W	L	T	OL	GF	GA	W	L	T	OL	GF	GA
1998-99	1	1	0	0	7	7	1	1	0	0	5	3	2	2	0	0	12	10
1999-00	1	0	0	1	6	6	1	0	1	0	10	7	2	0	1	1	16	13
2000-01	1	1	0	0	7	6	0	1	0	1	4	8	1	2	0	1	11	14
2001-02	2	0	0	0	7	4	2	0	0	0	4	2	4	0	0	0	11	6
2002-03	2	0	0	0	3	1	1	0	0	1	5	5	3	0	0	1	8	6
2003-04	0	2	0	0	3	11	0	1	1	0	6	7	0	3	1	0	9	18
2005-06	1	0		1	9	8	0	2		0	1	7	1	2		1	10	15
2006-07	2	0		0	6	4	0	2		0	2	8	2	2		0	8	12
2007-08	1	1		0	7	9	1	0		1	8	6	2	1		1	15	15
2008-09	1	1		0	2	3	0	2		0	2	6	1	3		0	4	9
2009-10	2	0		0	9	4	1	0		1	4	4	3	0		1	13	8
2010-11	1	1		0	6	8	1	1		0	3	5	2	2		0	9	13
2011-12	0	1		1	4	7	2	0		0	8	4	2	1		1	12	11
2012-13	1	0		0	4	0	1	1		0	7	7	2	1		0	11	7
2013-14	1	0		0	4	4	0	2		0	2	6	1	2		0	6	10
2014-15	0	1		1	2	7	0	0		1	3	3	0	1		2	5	10
2015-16	1	0		0	4	0	0	1		1	4	8	1	1		1	8	8
2016-17	2	0		0	7	3	0	1		0	1	3	2	1		0	8	6
2017-18	1	1		0	5	5	0	0		1	2	2	1	1		1	7	7
TOTALS	21	10	0	4	102	97	11	15	2	7	81	101	32	25	2	11	183	198

VS NEW JERSEY YEAR	HOME						ROAD						OVERALL					
	W	L	T	OL	GF	GA	W	L	T	OL	GF	GA	W	L	T	OL	GF	GA
1979-80	2	0	0		7	4	0	1	1		3	6	2	1	1		10	10
1980-81	2	0	0		9	7	0	1	1		3	4	2	1	1		12	11
1981-82	1	1	0		10	6	1	0	0		5	3	2	1	0		15	9
1982-83	1	1	0		5	4	1	0	0		5	3	2	1	0		10	7
1983-84	1	0	0		4	1	1	1	0		11	11	2	1	0		15	12
1984-85	1	0	1		9	3	1	0	0		6	3	2	0	1		15	6
1985-86	1	0	0		5	3	0	2	0		7	10	1	2	0		12	13
1986-87	2	0	0		12	4	1	0	0		5	4	3	0	0		17	8
1987-88	1	0	0		4	1	1	0	1		4	2	2	0	1		8	3
1988-89	1	0	1		8	7	0	0	1		3	3	1	0	2		11	10
1989-90	0	1	0		1	3	2	0	0		8	5	2	1	0		9	8
1990-91	1	0	1		8	7	0	0	1		3	3	1	0	2		11	10
1991-92	1	0	0		6	4	1	0	0		1	0	2	0	0		7	4
1992-93	1	0	0		4	3	0	0	1		2	2	1	0	1		6	5
1993-94	0	1	0		0	4	0	1	0		4	7	0	2	0		4	11
1994-95	DID NOT PLAY																	
1995-96	1	0	0		5	3	0	1	0		1	4	1	1	0		6	7
1996-97	1	0	0		4	3	1	0	0		4	3	2	0	0		8	6
1997-98	0	1	0		0	3	0	1	0		2	3	0	2	0		2	6
1998-99	1	0	0		3	2	0	1	0		1	4	1	1	0		4	6
1999-00	1	0	0	0	4	2	0	1	0	0	3	4	1	1	0	0	7	6
2000-01	0	1	0	0	2	3	0	1	0	0	1	5	0	2	0	0	3	8
2001-02	1	0	0	0	4	1	0	1	0	0	2	5	1	1	0	0	6	6
2002-03	0	1	0	0	0	3	-	-	-	-	-	-	0	1	0	0	0	3
2003-04	-	-	-	-	-	-	1	0	0	0	3	1	1	0	0	0	3	1
2005-06	DID NOT PLAY																	
2006-07	1	0		0	3	1	-	-	-	-	-	-	1	0		0	3	1
2007-08	-	-	-	-	-	-	1	0		0	4	1	1	0		0	4	1
2008-09	-	-	-	-	-	-	0	1		0	2	5	0	1		0	2	5
2009-10	1	0		0	4	3				1	0		0	4		3		
2010-11	-	-	-	-	-	-	0	1		0	0	3	0	1		0	0	3
2011-12	1	0		0	5	3	-	-	-	-	-	-	1	0		0	5	3
2012-13	DID NOT PLAY																	
2013-14	1	0		0	3	2	1	0		0	2	2	2	0		0	5	4
2014-15	0	1		0	1	4	0	1		0	0	3	0	2		0	1	7
2015-16	0	1		0	0	2	0	0		1	2	3	0	1		1	2	5
2016-17	1	0		0	5	4	0	1		0	3	5	1	1		0	8	9
2017-18	1	0		0	5	0	0	1		0	3	4	1	1		0	8	4
TOTALS	27	9	3	0	140	100	13	17	6	1	103	121	40	26	9	1	243	221

VS NY ISLANDERS YEAR	HOME						ROAD						OVERALL					
	W	L	T	OL	GF	GA	W	L	T	OL	GF	GA	W	L	T	OL	GF	GA
1979-80	0	1	1		4	8	0	1	1		2	5	0	2	2		6	13
1980-81	0	2	0		7	11	0	1	1		6	10	0	3	1		13	21
1981-82	1	1	0		8	7	0	1	0		2	5	1	2	0		10	12
1982-83	1	0	0		4	2	0	1	1		3	6	1	1	1		7	8
1983-84	1	1	0		7	7	1	0	0		4	2	2	1	0		11	9
1984-85	0	1	0		2	5	1	1	0		7	9	1	2	0		9	14
1985-86	0	2	0		4	10	0	0	1		4	4	0	2	1		8	14
1986-87	1	0	0		3	1	0	1	1		6	9	1	1	1		9	10
1987-88	1	1	0		5	8	0	1	0		3	7	1	2	0		8	15
1988-89	0	1	0		3	4	1	1	0		14	9	1	2	0		17	13
1989-90	0	2	0		7	12	1	0	0		4	3	1	2	0		11	15
1990-91	1	0	0		8	1	0	2	0		2	7	1	2	0		10	8
1991-92	1	0	0		3	1	0	1	1		5	6	1	1	1		8	7
1992-93	0	0	1		3	3	1	0	0		4	3	1	0	1		7	6
1993-94	0	1	0		2	7	1	0	0		5	2	1	1	0		7	9
1994-95	DID NOT PLAY																	
1995-96	0	1	0		2	4	1	0	0		7	5	1	1	0		9	9
1996-97	0	0	1		3	3	0	1	0		2	8	0	1	1		5	11
1997-98	1	0	0		2	1	0	1	0		0	4	1	1	0		2	5
1998-99	1	0	0		4	2	0	0	1		4	4	1	0	1		8	6
1999-00	1	0	0	0	5	0	1	0	1	0	2	2	1	0	1	0	7	2
2000-01	0	0	1	0	2	2	1	0	0	0	2	1	1	0	1	0	4	3
2001-02	1	0	0	0	6	1	-	-	-	-	-	-	1	0	0	0	6	1
2002-03	-	-	-	-	-	-	1	0	0	0	3	2	1	0	0	0	3	2
2003-04	0	1	0	0	2	5	-	-	-	-	-	-	0	1	0	0	2	5
2005-06	DID NOT PLAY																	
2006-07	1	0		0	6	3	-	-	-	-	-	-	1	0		0	6	3
2007-08	-	-	-	-	-	-	0	1		0	2	3	0	1		0	2	3
2008-09	1	0		0	5	4	0	1		0	2	3	1	1		0	7	7
2009-10	0	0		1	4	5							0	0		1	4	5
2010-11	-	-	-	-	-	-	1	0		0	4	3	1	0		0	4	3
2011-12	1	0		0	5	1	-	-	-	-	-	-	1	0		0	5	1
2012-13	DID NOT PLAY																	
2013-14	1	0		0	6	3	0	1		0	1	6	1	1		0	7	9
2014-15	0	1		0	0	1	0	1		0	1	5	0	2		0	1	6
2015-16	1	0		0	1	0	0	1		0	2	5	1	1		0	3	5
2016-17	1	0		0	2	1	0	1		0	2	3	1	1		0	4	4
2017-18	1	0		0	3	2	0	1		0	3	5	1	1		0	6	7
TOTALS	18	16	4	1	128	125	10	20	8	0	108	146	28	36	12	1	236	271

RECORDS

VS NY RANGERS YEAR	HOME						ROAD						OVERALL					
	W	L	T	OL	GF	GA	W	L	T	OL	GF	GA	W	L	T	OL	GF	GA
1979-80	1	1	0		4	5	1	1	0		7	8	2	2	0		11	13
1980-81	1	1	0		8	5	0	2	0		8	16	1	3	0		16	21
1981-82	1	0	1		12	7	0	1	0		2	5	1	1	1		14	12
1982-83	1	0	0		4	1	0	1	1		9	14	1	1	1		13	15
1983-84	0	2	0		6	9	1	0	0		7	5	1	2	0		13	14
1984-85	1	0	0		6	5	2	0	0		17	9	3	0	0		23	14
1985-86	1	1	0		7	8	0	1	0		4	7	1	2	0		11	15
1986-87	0	1	0		3	6	2	0	0		7	5	2	1	0		10	11
1987-88	0	1	1		9	10	0	1	0		4	6	0	2	1		13	16
1988-89	0	1	0		3	4	1	1	0		9	7	1	2	0		12	11
1989-90	1	1	0		6	8	0	0	1		3	3	1	1	1		9	11
1990-91	0	1	0		4	6	1	1	0		7	8	1	2	0		11	14
1991-92	1	1	0		5	7	0	1	0		2	4	1	2	0		7	11
1992-93	0	1	0		4	5	0	1	0		2	5	0	2	0		6	10
1993-94	1	0	0		3	1	0	1	0		1	2	1	1	0		4	3
1994-95	DID NOT PLAY																	
1995-96	1	0	0		6	3	0	1	0		4	6	1	1	0		10	9
1996-97	0	1	0		1	3	0	1	0		2	5	0	2	0		3	8
1997-98	0	0	1		1	1	0	1	0		1	3	0	1	1		2	4
1998-99	1	0	0		3	1	0	1	0		0	3	1	1	0		3	4
1999-00	0	0	1	0	2	2	0	1	0	0	2	4	0	1	1	0	4	6
2000-01	1	0	0	0	3	1	1	0	0	0	2	0	2	0	0	0	5	1
2001-02	1	0	0	0	5	0	-	-	-	-	-	-	1	0	0	0	5	0
2002-03	-	-	-	-	-	-	0	0	0	1	2	3	0	0	0	1	2	3
2003-04	0	0	0	1	2	3	-	-	-	-	-	-	0	0	0	1	2	3
2005-06	DID NOT PLAY																	
2006-07	0	1		0	3	7	-	-	-	-	-	-	0	1		0	3	7
2007-08	-	-	-	-	-	-	1	0		0	5	1	1	0		0	5	1
2008-09							0	1		0	1	4	0	1		0	1	4
2009-10	1	0		0	3	2	0	1		0	2	5	1	1		0	5	7
2010-11	-	-	-	-	-	-	0	0		1	3	4	0	0		1	3	4
2011-12	0	1		0	2	3	0	0		1	1	1	0	1		1	3	4
2012-13	DID NOT PLAY																	
2013-14	1	0		0	4	1	0	0		1	3	4	1	0		1	7	5
2014-15	0	1		0	1	5	0	1		0	3	4	0	2		0	4	9
2015-16	0	1		0	1	4	0	1		0	1	4	0	2		0	2	8
2016-17	0	1		0	3	6	0	1		0	2	3	0	2		0	5	9
2017-18	0	0		1	1	2	0	1		0	2	5	0	1		1	3	7
TOTALS	15	18	4	2	125	131	10	23	2	4	125	163	25	41	6	6	250	294

VS OTTAWA YEAR	HOME						ROAD						OVERALL					
	W	L	T	OL	GF	GA	W	L	T	OL	GF	GA	W	L	T	OL	GF	GA
1992-93	1	0	0		6	3	1	0	1		12	6	2	0	1		18	9
1993-94	0	1	0		6	7	2	0	0		9	3	2	1	0		15	10
1994-95	DID NOT PLAY																	
1995-96	1	0	0		6	2	1	0	0		3	1	2	0	0		9	3
1996-97	0	1	0		1	4	1	0	0		4	2	1	1	0		5	6
1997-98	0	0	1		4	4	0	1	0		1	4	0	1	1		5	8
1998-99	0	1	0		1	4	1	0	0		2	0	1	1	0		3	4
1999-00	1	0	0	0	4	3	0	1	0	0	2	5	1	1	0	0	6	8
2000-01	0	1	0	0	2	5	-	-	-	-	-	-	0	1	0	0	2	5
2001-02	1	0	0	0	3	2	0	1	0	0	0	6	1	1	0	0	3	8
2002-03	-	-	-	-	-	-	0	1	0	0	1	2	0	1	0	0	1	2
2003-04	0	1	0	0	1	4	-	-	-	-	-	-	0	1	0	0	1	4
2005-06	-	-	-	-	-	-	0	1		0	2	7	0	1		0	2	7
2006-07	DID NOT PLAY																	
2007-08	0	1		0	2	4	-	-	-	-	-	-	0	1		0	2	4
2008-09							0	1		0	3	6	0	1		0	3	6
2009-10	1	0		0	3	2							1	0		0	3	2
2010-11	-	-	-	-	-	-	0	1		0	2	5	0	1		0	2	5
2011-12	1	0		0	3	2	-	-	-	-	-	-	1	0		0	3	2
2012-13	DID NOT PLAY																	
2013-14	0	0		1	3	4	1	0		0	4	3	1	0		1	7	7
2014-15	0	1		0	1	5	0	1		0	2	7	0	2		0	3	12
2016-17	0	0		1	2	3	0	1		0	4	7	0	1		1	6	10
2017-18	1	0		0	2	1	1	0		0	3	2	2	0		0	5	3
TOTALS	8	7	1	2	54	62	9	9	1	0	58	67	17	16	2	2	112	129

VS PHILADELPHIA YEAR	HOME						ROAD						OVERALL					
	W	L	T	OL	GF	GA	W	L	T	OL	GF	GA	W	L	T	OL	GF	GA
1979-80	0	2	0		7	10	0	2	0		5	10	0	4	0		12	20
1980-81	1	1	0		7	9	0	2	0		2	13	1	3	0		9	22
1981-82	1	0	0		6	2	1	1	0		8	8	2	1	0		14	10
1982-83	0	2	0		5	9	0	1	0		2	5	0	3	0		7	14
1983-84	1	0	0		3	2	0	2	0		9	11	1	2	0		12	13
1984-85	2	0	0		11	6	1	0	0		7	4	3	0	0		18	10
1985-86	1	0	0		2	1	0	2	0		5	14	1	2	0		7	15
1986-87	1	1	0		6	7	0	1	0		1	3	1	2	0		7	10
1987-88	0	1	0		3	4	0	2	0		3	10	0	3	0		6	14
1988-89	0	1	1		7	11	0	1	0		1	5	0	2	1		8	16
1989-90	1	0	0		5	3	1	1	0		7	8	2	1	0		12	11
1990-91	0	2	0		4	8	0	1	0		3	4	0	3	0		7	12
1991-92	1	0	0		2	0	2	0	0		3	1	3	0	0		5	1
1992-93	0	1	0		2	4	0	1	0		4	5	0	2	0		6	9
1993-94	0	0	1		2	2	1	0	0		9	6	1	0	1		11	8
1994-95	DID NOT PLAY																	
1995-96	1	0	0		4	1	0	1	0		0	3	1	1	0		4	4
1996-97	0	1	0		1	3	0	1	0		1	4	0	2	0		2	7
1997-98	0	1	0		2	6	1	0	0		2	1	1	1	0		4	7
1998-99	0	1	0		1	4	0	1	0		2	4	0	2	0		3	8
1999-00	0	1	0	0	1	4	0	1	0	0	3	5	0	2	0	0	4	9
2000-01	1	0	0	0	6	3	1	0	0	0	2	1	2	0	0	0	8	4
2001-02	1	0	0	0	4	2	-	-	-	-	-	-	1	0	0	0	4	2
2002-03	1	0	0	0	4	0	0	1	0	0	2	6	1	1	0	0	6	6
2003-04	0	1	0	0	4	5	0	1	0	0	2	3	0	2	0	0	6	8
2005-06	DID NOT PLAY																	
2006-07	1	0		0	4	0	-	-	-	-	-	-	1	0		0	4	0
2007-08	-	-	-	-	-	-	1	0		0	3	2	1	0		0	3	2
2008-09	-	-	-	-	-	-	0	0		1	3	4	0	0		1	3	4
2009-10	1	0		0	3	1	-	-	-	-	-	-	1	0		0	3	1
2010-11	-	-	-	-	-	-	1	0		0	3	2	1	0		0	3	2
2011-12	0	1		0	2	4	0	1		0	1	2	0	2		0	3	6
2012-13	DID NOT PLAY																	
2013-14	0	1		0	3	5	1	0		0	2	1	1	1		0	5	6
2014-15	1	0		0	4	2	0	0		1	3	3	1	0		1	7	5
2015-16	1	0		0	2	1	0	1		0	2	4	1	1		0	4	5
2016-17	1	0		0	4	3	1	0		0	5	4	2	0		0	9	7
2017-18	0	0		1	3	4	1	0		0	4	3	1	0		1	7	7
TOTALS	18	18	2	1	124	126	13	25	0	2	109	159	31	43	2	3	233	285

VS PITTSBURGH YEAR	HOME						ROAD						OVERALL					
	W	L	T	OL	GF	GA	W	L	T	OL	GF	GA	W	L	T	OL	GF	GA
1979-80	0	2	0		4	7	0	2	0		4	7	0	4	0		8	14
1980-81	0	2	0		7	9	0	2	0		7	9	0	4	0		14	18
1981-82	1	0	0		6	1	0	2	0		3	6	1	2	0		9	7
1982-83	2	0	0		10	7	0	1	0		4	6	2	1	0		14	13
1983-84	0	1	0		3	6	2	0	0		9	7	2	1	0		12	13
1984-85	1	1	0		10	10	1	0	0		6	4	2	1	0		16	14
1985-86	1	0	0		5	3	0	2	0		3	13	1	2	0		8	16
1986-87	1	1	0		6	6	1	0	0		4	3	2	1	0		10	9
1987-88	0	1	0		4	5	2	0	0		8	4	2	1	0		12	9
1988-89	1	1	0		8	8	0	1	0		4	5	1	2	0		12	13
1989-90	0	0	1		3	3	0	2	0		4	10	0	2	1		7	13
1990-91	1	1	0		10	8	0	1	0		2	9	1	2	0		12	17
1991-92	0	1	0		1	3	1	1	0		6	3	1	2	0		7	6
1992-93	1	0	0		3	2	0	1	0		2	5	1	1	0		5	7
1993-94	0	1	0		3	5	0	1	0		3	5	0	2	0		6	10
1994-95	DID NOT PLAY																	
1995-96	0	1	0		0	1	0	1	0		4	9	0	2	0		4	10
1996-97	0	0	1		5	5	0	1	0		1	4	0	1	1		6	9
1997-98	0	0	1		2	2	1	0	0		2	1	1	0	1		4	3
1998-99	1	0	0		5	3	0	1	0		1	4	1	1	0		6	7
1999-00	1	0	0	0	3	1	0	1	0	0	2	4	1	1	0	0	5	5
2000-01	1	0	0	0	5	4	-	-	-	-	-	-	1	0	0	0	5	4
2001-02	1	0	0	0	5	2	1	0	0	0	3	1	2	0	0	0	8	3
2002-03	1	0	0	0	5	2	1	0	0	0	4	1	2	0	0	0	9	3
2003-04	0	0	0	1	3	4	-	-	-	-	-	-	0	0	0	1	3	4
2005-06	DID NOT PLAY																	
2006-07	0	1		0	2	7	-	-	-	-	-	-	0	1		0	2	7
2007-08	-	-	-	-	-	-	0	1		0	1	3	0	1		0	1	3
2008-09	1	0		0	4	1	-	-	-	-	-	-	1	0		0	4	1
2009-10	-	-	-	-	-	-	1	0		0	3	0	1	0		0	3	0
2010-11	0	0		1	3	4	0	1		0	1	6	0	1		1	4	10
2011-12	-	-	-	-	-	-	0	1		0	1	2	0	1		0	1	2
2012-13	DID NOT PLAY																	
2013-14	1	0		0	3	1	1	0		0	3	2	2	0		0	6	3
2014-15	0	1		0	1	3	0	1		0	2	3	0	2		0	3	6
2015-16	1	0		0	2	1	0	1		0	0	6	1	1		0	2	7
2016-17	1	0		0	4	3	0	1		0	0	7	1	1		0	4	10
2016-17	1	0		0	4	3	0	1		0	0	7	1	1		0	4	10
2017-18	0	1		0	2	4	0	1		0	1	3	0	2		0	3	7
TOTALS	18	16	3	2	137	131	12	27	0	0	98	152	30	43	3	2	235	283

VS SAN JOSE YEAR	HOME						ROAD						OVERALL					
	W	L	T	OL	GF	GA	W	L	T	OL	GF	GA	W	L	T	OL	GF	GA
1991-92	3	1	0		18	9	2	0	1		13	10	5	1	1		31	19
1992-93	3	1	0		14	10	1	2	0		15	14	4	3	0		29	24
1993-94	0	1	1		6	11	0	1	1		7	12	0	2	2		13	23
1994-95	1	0	1		7	5	0	2	0		5	10	1	2	1		12	15
1995-96	0	1	1		4	10	1	1	0		9	6	1	2	1		13	16
1996-97	2	0	0		11	2	1	1	0		8	6	3	1	0		19	8
1997-98	2	0	0		8	4	2	0	0		7	2	4	0	0		15	6
1998-99	1	2	0		3	5	2	1	0		8	7	3	3	0		11	12
1999-00	2	1	0	0	8	8	1	2	0	0	5	11	3	3	0	0	13	19
2000-01	1	1	0	1	6	6	0	2	0	0	1	5	1	3	0	1	7	11
2001-02	1	1	0	0	10	9	1	2	0	0	9	12	2	3	0	0	19	21
2002-03	2	0	0	1	11	8	1	0	1	0	6	5	3	0	1	1	17	13
2003-04	0	3	0	0	2	12	1	1	1	0	6	10	1	4	1	0	8	22
2005-06	2	1		1	14	11	4	0		0	18	12	6	1		1	32	23
2006-07	1	3		0	11	11	1	3		0	7	15	2	6		0	18	26
2007-08	2	2		0	10	14	1	3		0	5	14	3	5		0	15	28
2008-09	2	1		0	10	8	1	2		0	6	6	3	3		0	16	14
2009-10	1	1		1	5	7	1	0		2	5	6	2	1		3	10	13
2010-11	1	2		0	7	11	0	3		0	5	12	1	5		0	12	23
2011-12	3	0		0	10	3	1	1		1	9	9	4	1		1	19	12
2012-13	1	1		0	2	5	1	1		1	5	7	2	2		1	7	12
2013-14	0	1		1	5	6	1	1		0	3	6	1	2		1	8	12
2014-15	1	2		0	9	10	1	1		0	4	6	2	3		0	13	16
2015-16	1	1		0	4	4	0	3		0	1	8	1	4		0	5	12
2016-17	2	1		0	7	8	1	0		1	4	4	3	1		1	11	12
2017-18	0	1		1	3	5	1	0		1	7	7	1	1		2	10	12
TOTALS	35	29	3	6	205	202	27	33	4	6	178	222	62	62	7	12	383	424

VS ST. LOUIS YEAR	HOME						ROAD						OVERALL					
	W	L	T	OL	GF	GA	W	L	T	OL	GF	GA	W	L	T	OL	GF	GA
1979-80	0	0	2		8	8	1	1	0		4	8	1	1	2		12	16
1980-81	0	0	2		6	6	0	2	0		4	10	0	2	2		10	16
1981-82	3	0	1		19	14	1	1	1		14	14	4	1	2		33	28
1982-83	0	1	0		2	4	2	0	0		9	5	2	1	0		11	9
1983-84	2	0	0		8	4	0	1	0		3	9	2	1	0		11	13
1984-85	0	1	0		2	6	0	0	2		8	8	0	1	2		10	14
1985-86	1	1	0		6	5	0	1	0		6	8	1	2	0		12	13
1986-87	1	0	0		2	0	0	0	2		4	4	1	0	2		6	4
1987-88	2	0	0		8	4	0	1	0		2	6	2	1	0		10	10
1988-89	1	0	0		6	2	0	1	1		7	9	1	1	1		13	11
1989-90	1	1	0		8	10	0	0	1		3	3	1	1	1		11	13
1990-91	1	0	0		4	3	0	1	1		5	7	1	1	1		9	10
1991-92	0	1	1		6	7	0	1	0		1	2	0	2	1		7	9
1992-93	1	1	0		6	6	1	1	0		3	4	2	2	0		9	10
1993-94	2	1	0		6	4	1	2	0		10	12	3	3	0		16	16
1994-95	1	2	0		12	11	1	1	0		8	9	2	3	0		20	20
1995-96	1	2	0		8	11	0	2	1		4	8	1	4	1		12	19
1996-97	1	2	0		5	8	2	1	0		10	6	3	3	0		15	14
1997-98	1	1	0		7	7	2	1	0		8	10	3	2	0		15	17
1998-99	1	1	0		8	8	0	1	1		4	5	1	2	1		12	13
1999-00	0	2	0	0	3	11	1	1	0	0	2	5	1	3	0	0	5	16
2000-01	2	0	0	0	7	2	0	2	0	0	2	7	2	2	0	0	9	9
2001-02	2	0	0	0	8	3	0	2	0	0	4	9	2	2	0	0	12	12
2002-03	0	1	1	0	4	7	1	1	0	0	8	9	1	2	1	0	12	16
2003-04	2	0	0	0	7	5	0	1	1	0	3	5	2	1	1	0	10	10
2005-06	1	1		0	9	9	2	0		0	8	3	3	1		0	17	12
2006-07	1	1		0	7	9	2	0		0	7	3	3	1		0	14	12
2007-08	2	0		0	5	2	2	0		0	4	2	4	0		0	9	4
2008-09	0	2		0	2	8	0	2		0	4	6	0	4		0	6	14
2009-10	1	1		0	5	7	1	0		1	4	3	2	1		1	9	10
2010-11	2	0		0	7	4	1	1		0	7	7	3	1		0	14	11
2011-12	0	2		0	2	7	1	1		0	5	5	1	3		0	7	12
2012-13	0	1		0	3	6	0	1		1	1	4	0	2		1	4	10
2013-14	0	1		0	2	4	1	1		0	4	4	1	2		0	6	8
2014-15	0	2		0	1	12	0	1		0	1	2	0	3		0	2	14
2015-16	0	1		0	4	6	0	2		0	3	9	0	3		0	7	15
2016-17	0	2		0	1	6	0	1		0	1	4	0	3		0	2	10
2017-18	1	0		0	6	0	1	0		1	7	4	2	0		1	13	4
TOTALS	34	32	7	0	220	236	24	36	11	3	192	238	58	68	18	3	412	474

VS TAMPA BAY

YEAR	HOME						ROAD						OVERALL					
	W	L	T	OL	GF	GA	W	L	T	OL	GF	GA	W	L	T	OL	GF	GA
1992-93	1	1	0		6	6	2	0	0		10	7	3	1		0	16	13
1993-94	0	1	0		2	3	1	0	0		4	3	1	1		0	6	6
1994-95	DID NOT PLAY																	
1995-96	1	0	0		5	2	0	1	0		3	6	1	1		0	8	8
1996-97	0	1	0		0	2	1	0	0		5	0	1	1		0	5	2
1997-98	1	0	0		5	2	0	1	0		1	2	1	1		0	6	4
1998-99	1	0	0		4	1	0	1	0		2	4	1	1		0	6	5
1999-00	1	0	0	0	3	1	0	0	0	0	0	0	1	0	0	0	3	1
2000-01	1	0	0	0	3	2	1	0	0	0	5	2	2	0	0	0	8	4
2001-02	0	1	0	0	0	3	-	-	-	-	-	-	0	1	0	0	0	3
2002-03	0	1	0	0	0	4	0	1	0	0	2	4	0	2	0	0	2	8
2003-04	-	-	-	-	-	-	0	1	0	0	1	5	0	1	0	0	1	5
2005-06	0	1		0	1	3	-	-	-	-	-	-	0	1		0	1	3
2006-07	-	-	-	-	-	-	0	1		0	3	5	0	1		0	3	5
2007-08	DID NOT PLAY																	
2008-09	1	0		0	3	2							1	0		0	3	2
2009-10	0	1		0	1	4	1	0		0	2	1	1	1		0	3	5
2010-11	0	1		0	0	3	0	1		0	3	8	0	2		0	3	11
2011-12	0	1		0	3	4	-	-		-	-	-	0	1		0	3	4
2012-13	DID NOT PLAY																	
2013-14	1	0		0	6	3	1	0		0	3	3	2	0		0	9	6
2014-15	0	1		0	2	4	0	1		0	3	7	0	2		0	5	11
2015-16	0	1		0	0	2	0	1		0	1	2	0	2		0	1	4
2016-17	1	0		0	5	3	1	0		0	5	3	2	0		0	10	6
2017-18	0	1		0	1	4	1	0		0	4	1	1	1		0	5	5
TOTALS	9	12	0	0	50	58	9	9	0	0	57	63	18	21	0	0	107	121

VS TORONTO

YEAR	HOME						ROAD						OVERALL					
	W	L	T	OL	GF	GA	W	L	T	OL	GF	GA	W	L	T	OL	GF	GA
1979-80	0	2	0		7	17	0	2	0		2	15	0	4	0		9	32
1980-81	0	2	0		8	12	2	0	0		10	2	2	2	0		18	14
1981-82	1	2	0		12	14	3	0	1		23	13	4	2	1		35	27
1982-83	2	0	0		13	6	1	0	0		6	3	3	0	0		19	9
1983-84	1	0	0		8	2	2	0	0		16	11	3	0	0		24	13
1984-85	2	0	0		11	6	1	0	0		5	3	3	0	0		16	9
1985-86	0	0	1		3	3	1	1	0		5	9	1	1	1		8	12
1986-87	1	1	0		9	11	0	1	0		1	6	1	2	0		10	17
1987-88	1	0	0		4	3	1	1	0		13	8	2	1	0		17	11
1988-89	2	0	0		12	7	1	0	0		10	2	3	0	0		22	9
1989-90	0	0	1		5	5	2	0	0		10	5	2	0	1		15	10
1990-91	1	0	1		12	6	0	1	0		2	5	1	1	1		14	11
1991-92	0	0			4	2	1	1	0		4	4	2	1	0		8	6
1992-93	1	1	0		9	8	0	1	0		2	4	1	2	0		11	12
1993-94	0	2	1		5	11	1	2	0		6	14	1	4	1		11	25
1994-95	1	0	1		8	4	0	3	0		7	12	1	3	1		15	16
1995-96	2	1	0		10	10	1	1	1		8	7	3	2	1		18	17
1996-97	2	0	1		9	5	2	1	0		10	8	4	1	1		19	13
1997-98	2	1	0		8	5	2	0	0		8	2	4	1	0		16	7
1998-99	-	-	-		-	-	0	1	0		2	5	0	1	0		2	5
1999-00	-	-	-		-	-	0	1	0	0	3	5	0	1	0	0	3	5
2000-01	-	-	-		-	-	0	1	0	0	2	3	0	1	0	0	2	3
2001-02	-	-	-		-	-	0	1	0	0	3	6	0	1	0	0	3	6
2002-03	-	-	-		-	-	0	1	0	0	3	5	0	1	0	0	3	5
2003-04	0	1	0	0	4	5	-	-	-	-	-	-	0	1	0	0	4	5
2005-06	-	-	-		-	-	1	0		0	4	3	1	0		0	4	3
2006-07	DID NOT PLAY																	
2007-08	1	0		0	5	1	-	-	-	-	-	-	1	0		0	5	1
2008-09	1	0		0	6	3							1	0		0	6	3
2009-10							1	0		0	6	3	1	0		0	6	3
2010-11	1	0		0	5	1	-	-	-	-	-	-	1	0		0	5	1
2011-12	-	-		-	-	-	1	0		0	2	2	1	0		0	2	2
2012-13	DID NOT PLAY																	
2013-14	0	1		0	2	4	0	0		1	1	1	0	1		1	3	5
2014-15	1	0		0	3	2	1	0		0	3	1	2	0		0	6	3
2015-16	1	0		0	3	2	1	0		0	4	3	2	0		0	7	5
2016-17	0	1		0	1	4	1	0		0	3	2	1	1		0	4	6
2017-18	0	1		0	4	7	1	0		0	4	1	1	1		0	8	8
TOTALS	25	16	6	0	190	166	28	20	2	1	188	173	53	36	8	1	378	339

VS VANCOUVER YEAR	HOME						ROAD						OVERALL					
	W	L	T	OL	GF	GA	W	L	T	OL	GF	GA	W	L	T	OL	GF	GA
1979-80	1	0	1		8	6	0	2	0		3	6	1	2	1		11	12
1980-81	0	1	1		6	14	0	1	1		5	10	0	2	2		11	24
1981-82	1	0	0		5	2	0	2	0		1	10	1	2	0		6	12
1982-83	3	1	0		16	14	0	3	1		14	21	3	4	1		30	35
1983-84	1	2	1		16	18	1	3	0		13	15	2	5	1		29	33
1984-85	2	1	1		21	19	3	1	0		20	15	5	2	1		41	34
1985-86	2	1	1		16	13	1	2	1		14	16	3	3	2		30	29
1986-87	3	1	0		13	11	2	2	0		18	17	5	3	0		31	28
1987-88	3	1	0		19	13	2	2	0		11	15	5	3	0		30	28
1988-89	3	1	0		17	15	1	2	1		11	14	4	3	1		28	29
1989-90	2	1	1		16	10	1	1	2		12	13	3	2	3		28	23
1990-91	2	1	1		15	16	2	2	0		10	10	4	3	1		25	26
1991-92	1	2	0		9	8	0	2	2		8	12	1	4	2		17	20
1992-93	0	3	0		8	16	1	3	0		9	20	1	6	0		17	36
1993-94	0	2	0		7	13	0	2	0		2	11	0	4	0		9	24
1994-95	1	0	1		10	7	1	1	0		5	6	2	1	1		15	13
1995-96	0	2	0		5	9	1	1	0		8	6	1	3	0		13	15
1996-97	2	0	0		11	4	0	2	0		6	12	2	2	0		17	16
1997-98	1	1	0		5	7	1	1	0		8	5	2	2	0		13	12
1998-99	1	1	0		4	5	0	1	1		3	4	1	2	1		7	9
1999-00	1	1	0	0	7	3	1	1	0	0	5	3	2	2	0	0	12	6
2000-01	1	0	1	0	4	3	1	1	0	0	5	8	2	1	1	0	9	11
2001-02	2	0	0	0	11	3	0	2	0	0	5	8	2	2	0	0	16	11
2002-03	0	1	1	0	5	8	0	2	0	0	1	6	0	3	1	0	6	14
2003-04	0	2	0	0	2	8	0	1	1	0	4	9	0	3	1	0	6	17
2005-06	1	1	0	0	6	8	0	2	0	0	4	6	1	3	0	0	10	14
2006-07	1	1	0	0	5	5	0	2	0	0	5	9	1	3	0	0	10	14
2007-08	1	0	1	3	2	2	1	1	0	0	5	6	2	1	1	8	8	
2008-09	1	1	0	8	5	1	1	1	0	4	2	2	2	0	12	7		
2009-10	2	0	0	7	5	0	2	0	0	1	8	2	2	0	8	13		
2010-11	0	1	1	3	10	2	0	0	0	6	3	2	1	1	9	13		
2011-12	1	1	0	1	6	1	0	1	6	5	2	1	1	1	7	11		
2012-13	0	1	0	1	2	1	1	0	4	4	1	2	0	5	6			
2013-14	3	0	0	4	2	0	0	2	6	8	3	0	2	10	10			
2014-15	1	1	0	3	5	1	2	0	6	12	2	3	0	9	17			
2015-16	0	2	0	4	6	1	0	1	5	5	1	2	1	9	11			
2016-17	2	1	0	8	7	0	1	1	2	6	2	2	1	10	13			
2017-18	1	1	0	2	3	1	0	1	5	5	2	1	1	7	8			
TOTALS	47	37	10	2	311	311	28	55	10	6	260	351	75	92	20	8	571	662
VS VEGAS YEAR	HOME						ROAD						OVERALL					
YEAR	W	L	T	OL	GF	GA	W	L	T	OL	GF	GA	W	L	T	OL	GF	GA
2017-18	0	1		1	3	6	1	1		1	7	10	1	2		2	10	16
TOTALS	0	1	0	1	3	6	1	1	0	1	7	10	1	2	0	2	10	16

VS WASHINGTON YEAR	HOME						ROAD						OVERALL					
	W	L	T	OL	GF	GA	W	L	T	OL	GF	GA	W	L	T	OL	GF	GA
1979-80	0	1	1		4	7	0	2	0		7	11	0	3	1		11	18
1980-81	0	1	1		7	9	0	2	0		4	8	0	3	1		11	17
1981-82	1	1	0		6	6	0	1	0		3	7	1	2	0		9	13
1982-83	0	0	1		3	3	0	1	1		4	9	0	1	2		7	12
1983-84	1	1	0		7	10	0	1	0		3	8	1	2	0		10	18
1984-85	1	0	0		5	3	1	1	0		9	11	2	1	0		14	14
1985-86	1	0	1		14	11	0	1	0		3	5	1	1	1		17	16
1986-87	0	0	1		3	3	1	1	0		7	8	1	1	1		10	11
1987-88	1	1	0		3	8	1	0		3	2	2	1	0		6	10	
1988-89	1	0	0		3	2	0	2	0		6	12	1	2	0		9	14
1989-90	2	0	0		12	5	1	0	0		4	3	3	0	0		16	8
1990-91	0	1	0		1	2	1	1	0		5	5	1	2	0		6	7
1991-92	2	0	0		10	8	0	0	1		3	3	2	0	1		13	11
1992-93	1	0	0		6	2	0	1	0		6	8	1	1	0		12	10
1993-94	1	0	0		6	4	0	1	0		3	4	1	1	0		9	8
1994-95	DID NOT PLAY																	
1995-96	0	1	0		1	6	0	0	1		1	1	0	1	1		2	7
1996-97	1	0	0		4	3	0	1	0		0	3	1	1	0		4	6
1997-98	0	0	1		3	3	0	1	0		1	2	0	1	1		4	5
1998-99	1	0	0		4	2	1	0	0		2	1	2	0	0		6	3
1999-00	0	0	1	0	2	2	0	0	0	1	2	3	0	0	1	1	4	5
2000-01	-	-	-	-	-	-	0	0	1	0	2	2	0	0	1	0	2	2
2001-02	1	0	0	0	5	2	0	0	1	0	2	2	1	0	1	0	7	4
2002-03	0	1	0	0	3	4	1	0	0	0	2	1	1	1	0	0	5	5
2003-04	-	-	-	-	-	-	1	0	0	0	3	0	1	0	0	0	3	0
2005-06	0	1	-	0	1	6	-	-	-	-	-	-	0	1	-	0	1	6
2006-07	-	-	-	-	-	-	1	0	-	0	3	2	1	0	-	0	3	2
2007-08	DID NOT PLAY																	
2008-09	1	0		0	2	1							1	0		0	2	1
2009-10							0	1		0	2	4	0	1		0	2	4
2010-11	1	0		0	3	2	-	-	-	-	-	-	1	0		0	3	2
2011-12	-	-	-	-	-	-	0	1	-	0	3	4	0	1		0	3	4
2012-13	DID NOT PLAY																	
2013-14	1	0		0	3	3	0	1		0	2	3	1	1		0	5	6
2014-15	0	0		1	1	2	1	0		0	6	5	1	0		1	7	7
2015-16	1	0		0	3	0	0	1		0	2	3	1	1		0	5	3
2016-17	1	0		0	6	3	0	1		0	1	4	1	1		0	7	7
2017-18	1	0		0	3	2	0	0		1	2	3	1	0		1	5	5
TOTALS	21	9	7	1	134	124	10	22	5	2	106	147	31	31	12	3	240	271

VS WINNIPEG YEAR	HOME						ROAD						OVERALL					
	W	L	T	OL	GF	GA	W	L	T	OL	GF	GA	W	L	T	OL	GF	GA
1999-00	1	0	0	0	4	2	1	0	0	0	3	2	2	0	0	0	7	4
2000-01	1	0	0	0	5	1	-	-	-	-	-	-	1	0	0	0	5	1
2001-02	1	0	0	0	2	1	1	0	0	0	4	2	2	0	0	0	6	3
2002-03	1	0	0	0	4	2	1	0	0	0	5	1	2	0	0	0	9	3
2003-04	0	0	1	0	1	1	0	1	0	0	0	1	0	1	1	0	1	2
2005-06	1	0		0	5	2	-	-	-	-	-	-	1	0		0	5	2
2006-07	-	-	-	-	-	-	1	0	-	0	5	4	1	0	-	0	5	4
2007-08	DID NOT PLAY																	
2008-09	1	0		0	4	3	-	-	-	-	-	-	1	0		0	4	3
2009-10	-	-	-	-	-	-	1	0	-	0	3	2	1	0	-	0	3	2
2010-11	1	0		0	4	3							1	0		0	4	3
2011-12	1	0		0	4	1	0	1		0	0	1	1	1		0	4	2
2012-13	DID NOT PLAY																	
2013-14	0	0		1	1	1	0	1		1	3	7	0	1		2	4	8
2014-15	1	1		0	6	7	0	0		1	3	3	1	1		1	9	10
2015-16	1	0		0	4	2	0	2		0	4	8	1	2		0	8	10
2016-17	1	1		0	6	6	0	1		0	3	6	1	2		0	9	12
2017-18	1	0		0	3	2	0	0		1	2	3	1	0		1	5	5
2017-18	0	1		0	1	4	0	2		0	4	8	0	3		0	5	12
TOTALS	11	3	1	1	51	36	5	8	0	2	37	45	16	11	1	3	88	81

MOST

POINTS:

107 (50-25-7) – 2009-10

POINTS, HOME:

60 – 2001-02 (27-8-3-3); 2009-10 (29-10-2)

POINTS, ROAD:

48 (22-14-4) -- 1984-85

WINS:

50 – 2009-10

WINS, HOME:

29 – 2009-10

WINS, ROAD:

23 -- 1996-97

LOSSES:

7 -- 1980-81

LOSSES, HOME:

25 -- 1980-81 & 2014-15

LOSSES, ROAD:

32 -- 1980-81

TIES:

18 -- 2003-04

TIES, HOME:

9 -- 1981-82

TIES, ROAD:

11 -- 2003-04

GOALS:

358 -- 1984-85

GOALS AGAINST:

400 -- 1980-81

GOALS PER-GAME AVERAGE:

4.47 AVG -- 1984-85

GOALS AGAINST-PER-GAME AVERAGE:

5.00 AVG -- 1980-81

POWER PLAY GOALS:

110 -- 1987-88

POWER PLAY GOALS AGAINST:

98 – 2005-06

SHORTHANDED GOALS:

15 -- 1988-89

SHORTHANDED GOALS AGAINST:

18 -- 1983-84

ASSISTS:

605 -- 1984-85

SCORING POINTS:

963 -- 1984-85

50 + GOAL SCORERS:

-- 1984-85 (Dale Hawerchuk-53); 1992-93 (Teemu Selanne-76); 1995-96 (Keith Tkachuk-50); and 1996-97 (Keith Tkachuk-52)

40 + GOAL SCORERS:

2 -- 1981-82 (Dale Hawerchuk-45 and Morris Lukowich-43); 1984-85 (Dale Hawerchuk-53 and Paul MacLean-41); and 1987-88 (Dale Hawerchuk-44 and Paul MacLean-40)

30 + GOAL SCORERS:

6 -- 1984-85 (Dale Hawerchuk-53; Paul MacLean-41; Laurie Boschman-32; Brian Mullen-32; Doug Smail-31 and Thomas Steen-30) NHL Record

20 + GOAL SCORERS:

7 -- 1983-84 (Paul MacLean-40; Dale Hawerchuk-37; Laurie Boschman-28; Brian Mullen-21; Scott Arniel-21; Thomas Steen-20 and Doug Smail-20)

100 + POINT SCORERS: 2 -- 1984-85 (Dale Hawerchuk-130 and Paul MacLean-101)

PENALTY MINUTES:

2278 -- 1987-88

SHUTOUTS FOR:

9 – 1998-99 (Nikolai Khabibulin-8 and Jimmy Waite-1); 2010-11 (Ilya Bryzgalov-7 and Jason LaBarbera-2)

FEWEST

POINTS:

32 (9-57-14) -- 1980-81

POINTS, HOME:

22 (7-25-8) -- 1980-81

POINTS, ROAD:

10 (2-32-6) -- 1980-81

WINS:

9 -- 1980-81

WINS, HOME:

7 -- 1980-81

WINS, ROAD:

2 -- 1980-81

LOSSES:

*25 – 2009-10 (18 in shortened 2012-13 season)

LOSSES, HOME:

8 – 2001-02 and *2012-13 (8 in shortened 2012-13 season)

LOSSES, ROAD:

*13 – 2010-11 (10 in shortened 2012-13 season)

TIES:

6 -- 1995-96

TIES, HOME:

2 -- 1982-83 and 1999-00

TIES, ROAD:

0 -- 1996-97

GOALS:

165 -- 2014-15

GOALS AGAINST:

*194 – 2011-12 (125 in shortened 2012-13 season)

GOALS-PER-GAME AVERAGE:

2.01 AVG – 2014-15

GOALS AGAINST-PER-GAME AVERAGE:

2.40 AVG -- 1998-99; 2011-12

POWER PLAY GOALS:

34 – 2011-12 (25 in shortened 2012-13 season)

POWER PLAY GOALS AGAINST:

36 – 2011-12 (34 in shortened 2012-13 season)

SHORTHANDED GOALS:

2 – 2017-18 (2 in shortened 2012-13 season)

SHORTHANDED GOALS AGAINST:

4 – 2008-09 (2 in shortened 2012-13 season)

ASSISTS:

289 – 2014-15 (211 in shortened 2012-13 season)

SCORING POINTS:

454 – 2014-15 (332 in shortened 2012-13 season)

PENALTY MINUTES:

757 – 2011-12 (504 in shortened 2012-13 season)

LONGEST**WINNING:**

9 Games (Mar. 8 - Mar. 27, 1985); Mar. 4 - Mar. 21, 2010)

WINNING, HOME:

10 Games (Nov. 21 - Dec. 29, 2009)

WINNING, ROAD:

8 Games (Feb. 25 - Apr. 6, 1985)

WINNING, START OF SEASON:

3 Games (Oct. 10 - Oct. 17, 1987); (Oct. 10 - Oct. 15, 2003); Oct. 9 - Oct. 14, 2015)

WINNING, START OF SEASON, HOME:

5 Games (Oct. 5 - Oct. 28, 2000)

WINNING, START OF SEASON, ROAD:

3 Games (Oct. 9 - Oct. 14, 1982)

UNBEATEN:

14 Games -- 12-0-2 (Oct. 25 - Nov. 28, 1998)

UNBEATEN, HOME:

11 Games -- 6-0-5 (Dec. 23, 1983 - Feb. 5, 1984); 10-0-1 (Oct. 15 - Dec. 20, 1998)

UNBEATEN, ROAD:

9 Games -- 8-0-1 (Feb. 25 - Apr. 7, 1985); 5-0-4-0 (Dec. 7, 2003 - Jan. 9, 2004)

UNDEFEATED, START OF SEASON:

3 Games -- 3-0-0 (Oct. 10 - Oct. 17, 1987); 2-0-1 (Oct. 2 - Oct. 8, 1999); 3-0-0 (Oct. 10 - Oct. 15, 2003); 3-0-0 (Oct. 9 - Oct. 14, 2015)

UNBEATEN, START OF SEASON, HOME:

11 games -- 9-0-2 (Oct. 5 - Nov. 21, 2013)

UNBEATEN, START OF SEASON, ROAD:

4 Games -- 2-0-2 (Oct. 10 - Oct. 23, 1991)

UNBEATEN, INCLUDING PLAYOFFS:

15 Games -- 12-0-3 (Mar. 8 - Apr. 11, 1985 - 10-0-3 regular season, 2-0 playoffs)

LOSING:

10 Games (Nov. 30 - Dec. 20, 1980); (Feb. 6 - Feb. 25, 1994); (Feb. 2 - Mar. 3, 2015)

LOSING, HOME:

6 Games -- (Oct. 6 - Nov. 3, 2007); (Jan. 27 - Feb. 16, 2009); (Mar. 3 - 30, 2015)

LOSING, ROAD:

13 Games -- (Jan. 26 - Apr. 14, 1994)

LOSING, START OF SEASON:

3 Games (Oct. 10 - Oct. 13, 1981)

LOSING, START OF SEASON, HOME:

3 Games (Oct. 12 - Oct. 26, 2002)

LOSING, START OF SEASON, ROAD:

8 Games -- (Oct. 8 - Nov. 8, 1992)

WINLESS:

30 Games -- 0-23-7 (Oct. 19 - Dec. 20, 1980) NHL Record

WINLESS, HOME:

14 Games -- 0-9-5 (Oct. 19 - Dec. 14, 1980)

WINLESS, ROAD:

18 Games -- 0-16-2 (Oct. 10 - Dec. 20, 1980)

WINLESS, START OF SEASON:

11 Games -- 0-10-1 (Oct. 5 - Oct. 28, 2017)

WINLESS, START OF SEASON, HOME:

6 Games -- 0-4-2 (Oct. 5 - Nov. 2, 1983), 6 games -- 0-5-1 (Oct. 7 - Nov. 2, 2017)

WINLESS, START OF SEASON, ROAD:

18 Games -- 0-16-2 (Oct. 10, 1980 - Jan. 7, 1981)

SHUTOUT SEQUENCE:

306 minutes, 16 seconds -- (Dec. 31, 2003 - Jan. 11, 2004) - 60:00 vs. LAK, Dec. 31; 60:00 at DAL, Jan. 2; 60:00 at CAR, Jan. 4; 60:00 at WSH, Jan. 7; 60:00 at MIN, Jan. 9; 6:16 vs. ATL, Jan. 11

CONSECUTIVE GOALS:

18 - (Dec. 31, 2003 - Jan. 11, 2004)

TEAM RECORDS: GAME**MOST****GOALS:**

12 -- at NYR, Feb. 25, 1985

GOALS, HOME:

10 - vs. LAK, Mar. 30, 1983; and vs. CGY, Mar. 25, 1987

GOALS, ROAD:

12 -- at NYR, Feb. 25, 1985

GOALS AGAINST:

15 -- at MIN, Nov. 11, 1981

GOALS AGAINST, HOME:

12 - vs. MTL, Oct. 19, 1983

GOALS AGAINST, ROAD:

15 -- at MIN, Nov. 11, 1981

GOALS, BOTH TEAMS:

18 -- at DET, Nov. 25, 1987

GOALS, CONSECUTIVE:

9 -- at TOR, Mar. 5, 1988

POWER PLAY GOALS:

5 - vs. CGY, Mar. 9, 1988; vs. CAR, Dec. 3, 2005; vs. FLA, Jan. 19, 2006

POWER PLAY GOALS AGAINST:

5 -- at MIN, Nov. 11, 1981; vs. CGY, Nov. 1, 1991

SHORTHANDED GOALS:

4 - vs. VAN, Apr. 7, 1995

SHORTHANDED GOALS AGAINST:

3 - at EDM, Dec. 21, 1983; at CHI, Oct. 12, 1988; vs. STL, Jan. 14, 2003

SCORING POINTS:

30 -- at QUE, Nov. 24, 1990

SHOTS:

54 - vs. LAK, Mar. 30, 1983; vs. VAN, Feb. 10, 1985

SHOTS, BOTH TEAMS:

94 - vs. CBJ (ARI 34, CBJ 60), Dec. 3, 2016

SHOTS AGAINST:

60 - vs. CBJ, Dec. 3, 2016

PENALTY MINUTES:

140 - at VAN (15 minors, 6 majors, 3 misconducts, 5 game misconducts), Dec. 31, 1987

PENALTY MINUTES, BOTH TEAMS:

286 - at VAN (140 WPG: 15 minors, 6 majors, 3 misconducts, 5 game misconducts; 146 VAN: 18 minors, 4 majors, 6 misconducts, 3 game misconducts), Dec. 31, 1987

FEWEST**SHOTS:**

11 - vs. DAL, Apr. 16, 1998; at PIT, Dec. 11, 1999

SHOTS AGAINST:

12 - vs. NJD, Oct. 22, 1982

PENALTY MINUTES:

0 - vs. HFD, Dec. 30, 1981; at ANA, Apr. 6, 2008; at STL, Feb. 24, 2009; at VAN, Nov. 21, 2010; vs. VAN, Mar. 4, 2014; vs. NYR, Feb. 14, 2015, vs. VAN, Jan. 26, 2017, at FLA, Mar. 23, 2017

LARGEST**MARGIN OF VICTORY, HOME:**

9 - vs. CGY (10-1), Mar. 25, 1987; vs. CGY (9-0), Feb. 3, 1988

MARGIN OF VICTORY, ROAD:

9 - at TOR (10-1), Mar. 5, 1988

MARGIN OF DEFEAT, HOME:

10 - vs. MTL (12-2), Oct. 19, 1983

MARGIN OF DEFEAT, ROAD:

13 - at MIN (15-2), Nov. 11, 1981

MOST GOALS:

6 – vs. VAN (2nd period), Nov. 9, 1984; vs. LAK (3rd period), Oct. 30, 1988; at EDM (1st period), Mar. 30, 1999; at NSH (1st period), Mar. 28, 2013

GOALS AGAINST:

8 – at MIN (2nd period), Nov. 11, 1981

SHOTS:

27 – vs. EDM (2nd period), Dec. 16, 2014

SHOTS AGAINST:

27 – at MIN (2nd period), Nov. 11, 1981

PENALTY MINUTES:

117 – at VAN (1st period, 6 minors, 5 majors, 3 misconducts, 5 game misconducts), Dec. 31, 1987

PENALTY MINUTES, BOTH TEAMS:

228 – at VAN (1st period, 117 WPG: 6 minors, 5 majors, 3 misconducts, 5 game misconducts; and 111 VAN: 8 minors, 3 majors, 5 misconducts, 3 game misconducts), Dec. 31, 1987

FEWEST**SHOTS:**

0 – vs. NYR (2nd period), Jan. 15, 1982; at CGY (1st period), Mar. 24, 2003; at COL (2nd period), Feb. 16, 2015; at VAN (3rd period), Apr. 5, 2017

SHOTS AGAINST:

0 – vs. TBL (2nd period), Dec. 2, 1999, vs. VAN (1st period), Jan. 26, 2017

FASTEST**SIX GOALS:**

8 minutes, 14 seconds – vs. LAK (3rd period), Oct. 30, 1988 (Dave Ellett, 9:23; Pat Elynuik, 12:37; Randy Gilhen, 13:39; Dale Hawerchuk, 16:14; Doug Smal, 16:58; Ray Neufeld, 17:37)

FIVE GOALS:

5 minutes – vs. LAK (3rd period), Oct. 30, 1988 (Pat Elynuik, 12:37; Randy Gilhen, 13:39; Dale Hawerchuk, 16:14; Doug Smal, 16:58; Ray Neufeld, 17:37)

FIVE GOALS, BOTH TEAMS:

2 minutes, 38 seconds – vs. SJS (3rd period), Mar. 25, 2008 (Shane Doan, PHX -2:16; Joe Thornton, SJ - 2:51; Marc-Edouard Vlasic, SJS - 3:19; Steven Reinprecht, PHX - 4:05; Joe Thornton, SJS -4:54)

FOUR GOALS:

2 minutes, 16 seconds – vs. VAN (2nd period), Nov. 9, 1984 (Dale Hawerchuk, 7:52; Scott Arniel, 8:05; Brian Mullen, 9:11; Scott Arniel, 10:08)

FOUR GOALS, BOTH TEAMS:

1 minute, 11 seconds – at MIN (2nd period), Nov. 11, 1981 (Kent-Erik Andersson, MIN--4:05; Neal Broten, MIN--4:56; Bengt Lundholm, WPG--5:02; Mike Eaves--MIN, 5:16)

THREE GOALS:

54 seconds, – at EDM (1st period), Dec. 10, 1988 (Doug Smal 10:47; Dave Ellett, 11:13; Brent Ashton, 11:41)

THREE GOALS, BOTH TEAMS:

19 seconds – at CHI (2nd period), Dec. 17, 1986 (Brian Mullen, WPG --16:05; Wayne Presley, CHI--16:17; Bill Watson, CHI--16:24)

TWO GOALS:

4 seconds – vs. EDM (2nd period), Dec. 15, 1995 (Deron Quint, 7:51 and 7:55)

TWO GOALS, BOTH TEAMS:

6 seconds – vs. MIN (2nd period), Dec. 26, 1982 (Dale Hawerchuk, WPG--2:46; Mike Eaves, MIN--2:52); at STL (2nd period), Jan. 31, 1989 (Bernie Federko, STL--17:39; Paul Fenton, WPG--17:35); vs. MIN (3rd period), Dec. 27, 1992 (Dave Gagner, MIN--2:08; Keith Tkachuk, WPG--2:14); vs. SJS (2nd period), Oct. 19, 1997 (Doug Bodger, SJS—7:59; John Slaney, PHX—8:05)

MOST**SEASONS:**

21 - Shane Doan

GAMES:

1,540 - Shane Doan

GAMES, INCLUDING PLAYOFFS:

1,595 - Shane Doan (1,540 regular season, 55 postseason)

GAMES, CONSECUTIVE:

475 -- Dale Hawerchuk (Dec. 19, 1982 - Dec. 10, 1988)

GOALS:

402 - Shane Doan

GOALS, INCLUDING PLAYOFFS:

417 - Shane Doan (402 regular season, 15 postseason)

GOALS, CENTER:

379 -- Dale Hawerchuk

GOALS, LEFT WING:

323 -- Keith Tkachuk

GOALS, RIGHT WING:

402 - Shane Doan

GOALS, DEFENSEMAN:

108 - Teppo Numminen

OVERTIME GOALS:

11 - Shane Doan

ASSISTS:

570 - Shane Doan

ASSISTS, INCLUDING PLAYOFFS:

585 - Thomas Steen (553 regular season, 32 postseason)

ASSISTS, CENTER:

553 -- Thomas Steen

ASSISTS, LEFT WING:

300 - Keith Tkachuk

ASSISTS, RIGHT WING:

570 - Shane Doan

ASSISTS, DEFENSEMAN:

426 -- Teppo Numminen

POINTS:

972 - Shane Doan

POINTS, INCLUDING PLAYOFFS:

1,000 - Shane Doan (972 regular season, 28 postseason)

POINTS, CENTER:

929 -- Dale Hawerchuk

POINTS, LEFT WING:

623 -- Keith Tkachuk

POINTS, RIGHT WING:

972 - Shane Doan

POINTS, DEFENSEMAN:

534 -- Teppo Numminen

PENALTY MINUTES:

1,508 - Keith Tkachuk

PENALTY MINUTES, INCLUDING PLAYOFFS:

1,608 - Keith Tkachuk (1,508 regular season, 100 postseason)

HAT TRICKS:

12 -- Dale Hawerchuk

20 + GOAL SEASONS:

13 -- Shane Doan

30 + GOAL SEASONS:

8 -- Dale Hawerchuk

40 + GOAL SEASONS:

7 -- Dale Hawerchuk

50 + GOAL SEASONS:

2 -- Keith Tkachuk

100 + POINT SEASONS:

6 -- Dale Hawerchuk

CONSECUTIVE 20 + GOAL SEASONS:

9 -- Dale Hawerchuk (1981-82 to 1989-90), Keith Tkachuk (1992-93 to 2000-01) and Shane Doan (1999-00 to 2008-09)

CONSECUTIVE 30 + GOAL SEASONS:

8 -- Dale Hawerchuk (1981-82 to 1988-89)

CONSECUTIVE 40 + GOAL SEASONS:

5 -- Dale Hawerchuk (1984-85 to 1988-89)

CONSECUTIVE 50 + GOAL SEASONS:

2 -- Keith Tkachuk (1995-96 to 1996-97)

CONSECUTIVE 100 + POINT SEASONS:

5 -- Dale Hawerchuk (1983-84 to 1987-88)

CONSECUTIVE GAMES PLAYED:

475 - Dale Hawerchuk (Dec. 19, 1982 to Dec. 10, 1988)

MOST BY A GOALTENDER**GAMES:**

312 - Mike Smith

WINS:

130 - Ilya Bryzgalov

SHUTOUTS:

22 - Mike Smith

20 + WIN SEASONS:

4 -- Nikolai Khabibulin, Ilya Bryzgalov

30 + WIN SEASONS:

3 -- Nikolai Khabibulin

CONSECUTIVE 20 + WIN SEASONS:

4 -- Nikolai Khabibulin (1995-96 to 1998-99); Ilya Bryzgalov (2007-08 to 2010-11)

CONSECUTIVE 30 + WIN SEASONS:

3 -- Nikolai Khabibulin (1996-97 to 1998-99)

MOST**GOALS:**

76 -- Teemu Selanne (1992-93)

GOALS, INCLUDING PLAYOFFS:

80 -- Teemu Selanne, 1992-93 (76 regular season, 4 postseason)

GOALS BY A DEFENSEMAN:23 -- Phil Housley (1990-91 and 1991-92); **Oliver Ekman-Larsson** (2014-15)**GOALS BY A ROOKIE:**76 -- Teemu Selanne (1992-93) **NHL Record****GOALS BY A ROOKIE DEFENSEMAN:**

11 -- Dave Ellett (1984-85)

GOALS BY A CENTER:

53 -- Dale Hawerchuk (1984-85)

GOALS BY A LEFT WING:

52 -- Keith Tkachuk (1996-97)

GOALS BY A RIGHT WING:

76 -- Teemu Selanne (1992-93)

ASSISTS:

79 -- Phil Housley (1992-93)

ASSISTS, INCLUDING PLAYOFFS:

86 -- Phil Housley, 1992-93 (79 regular season, 6 postseason)

ASSISTS BY A DEFENSEMAN:

79 -- Phil Housley (1992-93)

ASSISTS BY A ROOKIE:

58 -- Dale Hawerchuk (1981-82)

ASSISTS BY A ROOKIE DEFENSEMAN:

38 -- Dave Babych (1980-81)

ASSISTS BY A CENTER:

77 -- Dale Hawerchuk (1984-85 and 1987-88)

ASSISTS BY A LEFT WING:

49 -- Morris Lukowich (1981-82)

ASSISTS BY A RIGHT WING:

60 -- Paul MacLean (1984-85)

POINTS:

132 -- Teemu Selanne (1992-93)

POINTS, INCLUDING PLAYOFFS:

138 -- Teemu Selanne, 1992-93 (132 regular season, 6 postseason)

POINTS BY A DEFENSEMAN:

97 -- Phil Housley (1992-93)

POINTS BY A ROOKIE:132 -- Teemu Selanne (1992-93) **NHL Record****POINTS BY A ROOKIE DEFENSEMAN:**

44 -- Dave Babych (1980-81)

POINTS BY A CENTER:

130 -- Dale Hawerchuk (1984-85)

POINTS BY A LEFT WING:

98 -- Keith Tkachuk (1995-96)

POINTS BY A RIGHT WING:

132 -- Teemu Selanne (1992-93)

PENALTY MINUTES:

347 -- Tie Domi (1993-94)

PENALTY MINUTES BY A ROOKIE:

324 -- Daniel Carcillo (2007-08)

PENALTY MINUTES BY A DEFENSEMAN:

271 -- Shawn Cronin (1991-92)

PENALTY MINUTES BY A CENTER:

243 -- Laurie Boschman (1983-84)

PENALTY MINUTES BY A LEFT WING:

324 -- Daniel Carcillo (2007-08)

PENALTY MINUTES BY A RIGHT WING:

347 -- Tie Domi (1993-94)

HAT TRICKS:

5 -- Teemu Selanne, 4 three-goal games and 1 four-goal game (1992-93)

POWER PLAY GOALS:

24 -- Teemu Selanne (1992-93)

SHORTHANDED GOALS:

7 -- Dave McLlwain (1989-90)

GAME-WINNING GOALS:

12 -- Jeremy Roenick (1999-00); Radim Vrbata (2011-12)

GAME-TYING GOALS:

3 -- Barry Long (1980-81); Danny Geoffrion (1980-81); Morris Lukowich (1981-82); Dave Babych (1981-82); Dale Hawerchuk (1983-84); and Shane Doan (2003-04)

GAME-OPENING GOALS:

12 -- Keith Tkachuk (1995-96 and 1998-99)

SHOTS:

387 -- Teemu Selanne (1992-93)

HIGHEST GOALS-PER-GAME AVERAGE (among players with 30-or-more goals):

.90 -- Teemu Selanne (1992-93) 76G in 84 GP

HIGHEST ASSISTS-PER-GAME AVERAGE (among players with 35-or-more assists):

.98 -- Phil Housley (1992-93) 79A in 80 GP

HIGHEST POINTS-PER-GAME AVERAGE (among players with 50-or-more points):

1.62 -- Dale Hawerchuk (1984-85) 130 PTS in 80 GP

MOST BY A GOALTENDER**GAMES:**

72 -- Nikolai Khabibulin (1996-97)

MINUTES:

4,091 -- Nikolai Khabibulin (1996-97)

GOALS AGAINST:

227 -- Bob Essensa (1992-93)

WINS:

42 -- Ilya Bryzgalov (2009-10)

LOSSES:

42 -- Mike Smith (2014-15)

TIES:

13 -- Sean Burke (2000-01)

SHUTOUTS:

8 -- Nikolai Khabibulin (1998-99); Ilya Bryzgalov (2009-10); Mike Smith (2011-12)

ASSISTS:

5 -- Ed Staniowski (1981-82); Bob Essensa (1992-93)

PENALTY MINUTES:

25 -- Gary Smith (1979-80)

LONGEST**WINNING, GOALTENDER:**

11 -- Mike Smith 11-0-1 (Feb. 4 – 28, 2012)

UNBEATEN, GOALTENDER:

12 -- Brian Hayward 10-0-2 (Mar. 8 - Apr. 6, 1985)

SHUTOUT SEQUENCE, GOALTENDER:332 minutes, 01 second – Brian Boucher (Dec. 22, 2003 – Jan. 11, 2004) – 25:45 at NSH, Dec. 22; 60:00 vs. LAK, Dec. 31; 60:00 at DAL, Jan. 2; 60:00 at CAR, Jan. 4; 60:00 at WSH, Jan. 7; 60:00 at MIN, Jan. 9; 6:16 vs. ATL, Jan. 11 **NHL Record (Modern Era)****CONSECUTIVE SHUTOUTS:**5 games – Brian Boucher (Dec. 31, 2003 – Jan. 9, 2004) **NHL Record (Modern Era)****CONSECUTIVE POINT:**

18 games -- Dale Hawerchuk – 17-16-33 (Feb. 23 - Apr. 7, 1985)

CONSECUTIVE GOAL:

9 games -- Teemu Selanne – 14G (Mar. 14 - Apr. 1, 1993)

CONSECUTIVE ASSIST:

14 games -- Phil Housley – 21 A (Dec. 26, 1992 - Jan. 19, 1993)

CONSECUTIVE PENALTY:

15 games -- Tie Domi (Mar. 14 - Apr. 15, 1993)

INDIVIDUAL RECORDS: GAME**MOST****GOALS:**

5 -- Willy Lindstrom, at PHI (Mar. 2, 1982); Alexei Zhamnov, at LAK (Apr. 1, 1995)

GOALS, DEFENSEMAN:

3 – Ed Jovanovski, vs. NSH (Nov. 3, 2010)

GOALS, ROOKIE:

4 -- Teemu Selanne, vs. MIN (Feb. 28, 1993)

GOALS, CENTER:

5 -- Alexei Zhamnov, at LAK (Apr. 1, 1995)

GOALS, LEFT WING:

4 -- Keith Tkachuk, at DAL (Mar. 26, 1996), at CHI (Mar. 20, 1997)

GOALS, RIGHT WING:

5 -- Willy Lindstrom, at PHI (Mar. 2, 1982)

ASSISTS:

5 -- Dale Hawerchuk, vs. LAK (Mar. 6, 1984), vs. TOR (Mar. 18, 1989), vs. LAK (Mar. 4, 1990); Phil Housley, vs. HFD (Jan. 18, 1993); Keith Tkachuk at BUF (Feb. 23, 2001)

ASSISTS, DEFENSEMAN:

5 -- Phil Housley, vs. HFD (Jan. 18, 1993)

ASSISTS, ROOKIE:

4 – Keith Ballard, vs. FLA (Jan. 19, 2006)

ASSISTS, CENTER:

5 -- Dale Hawerchuk, vs. LAK (Mar. 6, 1984), vs. TOR (Mar. 18, 1989), vs. LAK (Mar. 4, 1990)

ASSISTS, LEFT WING:

5 – Keith Tkachuk, at BUF (Feb. 23, 2001)

ASSISTS, RIGHT WING:

4 -- Paul MacLean, vs. TOR (Dec. 14, 1984) vs. BOS (Feb. 20, 1987); Andrew McBain, vs. NYR (Apr. 1, 1988); Dallas Drake, at LAK (Apr. 1, 1995); Teemu Selanne, vs. MTL (Dec. 12, 1995); Shane Doan, vs. EDM (Mar. 24, 2001); Shane Doan, vs. SJS (Dec. 30, 2006)

POINTS:

6 -- Willy Lindstrom, at PHI (Mar. 2, 1982) 5G-1A; Dale Hawerchuk, vs. TOR (Dec. 14, 1983) 3G-3A; Thomas Steen, vs. HFD (Oct. 24, 1984) 2G-4A; Dale Hawerchuk, vs. TOR (Mar. 5, 1988) 2G-4A; Dale Hawerchuk, vs. TOR (Mar. 18, 1989) 1G-5A; Ed Olczyk, vs. CGY (Dec. 21, 1991) 2G-4A

POINTS, DEFENSEMAN:

5 -- Randy Carlyle, vs. CGY (Mar. 9, 1988) 1G-4A; Fredrik Olausson, vs. EDM (Oct. 14, 1992) 1G-4A; Phil Housley, vs. HFD (Jan. 18, 1993) 0G-5A

POINTS, ROOKIE:

5 -- Dale Hawerchuk, at TOR (Mar. 13, 1982) 3G-2A; Pat Elynuik, vs. PIT (Jan. 20, 1989) 2G-3A; Teemu Selanne, vs. CGY (Oct. 28, 1992) 2G-3A

POINTS, CENTER:

6 -- Dale Hawerchuk, vs. TOR (Dec. 14, 1983) 3G-3A, vs. TOR (Mar. 5, 1988) 2G-4A, vs. TOR (Mar. 18, 1989) 1G-5A; Thomas Steen, vs. HFD (Oct. 24, 1984) 2G-4A; Ed Olczyk, vs. CGY (Dec. 21, 1991) 2G-4A

POINTS, LEFT WING:

5 -- Keith Tkachuk, at DAL (Mar. 26, 1996) 4G-1A, vs. ANA (Apr. 3, 1998) 3G-2A, at BUF (Feb. 23, 2001) 0G-5A; Ladislav Nagy, vs. CAR (Dec. 3, 2005), 3G-2A; Ray Whitney vs. STL (Nov. 13, 2010), 3G-2A

POINTS, RIGHT WING:

6 -- Willy Lindstrom, at PHI (Mar. 2, 1982) 5G-1A

PENALTY MINUTES:

49 -- Tie Domi, at VAN (Feb. 9, 1995) 2 minors, 1 major, 2 misconducts, 2 game misconducts

POWER PLAY GOALS:

3 -- Paul MacLean, vs. LAK (Nov. 13, 1986); Ray Neufeld, vs. VAN (Nov. 1, 1987); Paul MacLean, vs. CGY (Mar. 9, 1988); Ladislav Nagy, vs. CAR (Dec. 3, 2005)

SHORTHANDED GOALS:

2 -- Keith Tkachuk, vs. VAN (Apr. 7, 1995); Tobias Rieder at EDM (Dec. 1, 2014)

SHOTS:

12 -- Brian Mullen, vs. LAK (Mar. 30, 1982); Nelson Emerson, vs. FLA (Feb. 24, 1994); Jeremy Roenick, at TOR (Mar. 22, 1997)

SHOTS FACED:

60 – Mike Smith, vs. CBJ (Dec. 3, 2016)

GOALS AGAINST:

15 -- Doug Soetaert, at MIN (Nov. 11, 1981)

FASTEST GOAL, START OF GAME:5 seconds -- Doug Smail, vs. STL (Dec. 20, 1981) **NHL Record (Tied)**

MOST**ASSISTS:**

5 -- Dale Hawerchuk, 2nd period vs. LAK (Mar. 6, 1984) NHL Record

POINTS:

5 -- Dale Hawerchuk, 2nd period vs. LAK (Mar. 6, 1984) 0G-5A; Pat Elynuik, 2nd period vs. PIT (Jan. 20, 1989) 2G-3A

PENALTY MINUTES:

38 -- Barry Legge, 1st period vs. HFD (Jan. 10, 1981) 4 minors, 2 majors, 1 misconduct, 1 game misconduct

SHOTS:

7 -- Brian Mullen, 1st period vs. HFD, (Feb. 25, 1983); Lucien DeBlois, 3rd period vs. VAN (Nov. 23, 1983); Teemu Selanne, 2nd period vs. EDM (Apr. 15, 1993); Jeremy Roenick, 3rd period at TOR (Mar. 22, 1997); Keith Tkachuk, 2nd period vs. ANA (Apr. 3, 1998); Travis Green, 3rd period at LAK (Oct. 22, 1999); Shane Doan, 2nd period vs. PIT (Feb. 25, 2004); Daymond Langkow, 1st period vs. EDM (Dec. 15, 2011)

SHOTS FACED:

27 -- Doug Soetaert, 2nd period at MIN (Nov. 11, 1981)

GOALS AGAINST:

8 -- Doug Soetaert, 2nd period at MIN (Nov. 11, 1981)

FASTEST**GOAL, START OF PERIOD:**

5 seconds -- Doug Smail, 1st period vs. STL (Dec. 20, 1981); **Oliver Ekman-Larsson**, 3rd period at TOR (Jan. 29, 2015)

TWO GOALS:

4 seconds -- Deron Quint, 7:51 and 7:55 of 2nd period vs. EDM (Dec. 15, 1995)
NHL Individual Record

THREE GOALS:

8 minutes, 2 seconds -- Alexei Zhamnov, 1:25, 3:57 and 9:27 of 3rd period at LAK (Apr. 1, 1995)

FOUR GOALS:

27 minutes, 59 seconds -- Willy Lindstrom, 5:47 and 11:15 of 2nd period; 4:57 and 13:46 of 3rd period vs. PHI (Mar. 2, 1982)

FIVE GOALS:

35 minutes, 26 seconds -- Alexei Zhamnov, 14:01 of 1st period; 0:58 of 2nd period; 1:25, 3:57, and 9:27 of 3rd period at LAK (Apr. 1, 1995)

HISTORY



WINNIPEG JETS (1979-1996)

- 1979, June 22** The Winnipeg Jets, newly purchased by Winnipeg lawyer Barry Shenkarow and businessman Michael Gobuty, are granted admission into the National Hockey League. The Jets franchise had spent the previous eight years in the World Hockey Association (WHA), winning three AVCO Cup championships. The Jets gained admittance to the WHA on Nov. 1, 1971 and finished as the WHA's final champions on May 20, 1979. Bobby Hull stars for the Jets during the club's WHA tenure, scoring 303 goals and 638 points in 411 games.
- 1979, Aug. 9** The Jets participate in their first NHL Entry Draft, using their first selection to draft right winger Jimmy Mann (19th overall). Center Thomas Steen is also drafted on this day (5th choice - 103rd overall).
- 1979, Sept. 17** The Jets open their first preseason training camp in the NHL.
- 1979, Oct. 10** The Winnipeg Jets play their first NHL game, a 4-2 loss at Pittsburgh.
- 1980, Dec. 10** Bill Sutherland becomes head coach of the Jets, replacing Tom McVie (the NHL club's first head coach).
- 1981, Feb. 16** Mike Smith takes over duties behind the Jets' bench.
- 1981, May 14** Tom Watt replaces Mike Smith as head coach.
- 1981, Aug. 13** The Jets sign Dale Hawerchuk, the first player drafted in the 1981 NHL Entry Draft, to his first professional contract at a ceremony at Portage and Main.
- 1982, Apr. 7** The Jets play their first NHL playoff game, losing a 4-3 decision to the St. Louis Blues at the Winnipeg Arena (lost the series 3-1).
- 1982, Apr. 8** The Jets win their first-ever NHL playoff game, defeating St. Louis 5-2 at the Winnipeg Arena.
- 1982, June** Dale Hawerchuk wins the Calder Trophy as the NHL's outstanding rookie for the 1981-82 season.
- 1983, Nov. 22** Barry Long replaces Tom Watt as head coach of the Jets.
- 1985, Apr. 14** For the first time since joining the NHL, the Jets advance to the second round of the playoffs by defeating the Calgary Flames (3-1).
- 1986, Mar. 4** John Ferguson replaces Barry Long as head coach.
- 1986, June 20** Dan Maloney replaces John Ferguson as head coach.
- 1987, Apr. 16** The Jets advance to the second round of playoffs for the second time by defeating Calgary (4-2).
- 1988, June 11** Jets draft right wing Teemu Selanne (1st choice - 10th overall) in the 1988 NHL Entry Draft.
- 1988, Dec. 3** Mike Smith replaces John Ferguson as Jets' general manager.
- 1989, Feb. 7** Rick Bowness replaces Dan Maloney as head coach.
- 1989, Feb. 19** The Jets retire Bobby Hull's No. 9 jersey in a ceremony at the Winnipeg Arena.
- 1989, May 25** Bob Murdoch replaces Rick Bowness as head coach.
- 1990, June 16** Jets draft left wing Keith Tkachuk (1st choice - 19th overall) in the 1990 NHL Entry Draft.
- 1991, June 17** John Paddock replaces Bob Murdoch as head coach.
- 1992, Jan. 10** Randy Carlyle plays in his 1,000th NHL game vs Chicago.
- 1993, Apr.** Teemu Selanne shatters NHL record for goals and points in a rookie season with 76 goals and 132 points (surpassing Mike Bossy's 53 goals and Peter Stastny's 109 points).
- 1993, June** Teemu Selanne wins the Calder Trophy as the NHL's outstanding rookie in 1992-93.
- 1994, Jan. 19** Mike Smith is fired as general manager of the Jets. John Paddock named as interim general manager.
- 1994, June 3** John Paddock is officially named general manager.
- 1995, Apr. 5** Terry Simpson replaces John Paddock as interim head coach.
- 1995, May 3** Local investors known as the MEC (Manitoba Entertainment Complex) announce that they will not exercise their option to purchase the Jets and keep the team in Winnipeg.
- 1995, May 6** The Winnipeg Jets retire the team logo and Thomas Steen's jersey No. 25 in a ceremony at the Winnipeg Arena.
- 1995, May 9** Operation Grassroots begins an effort to persuade government and local buyers to construct a new arena and keep the Jets in Winnipeg.
- 1995, May 16** Over 35,000 people attend a rally at The Forks to raise money for Operation Grassroots in the largest gathering of people at a rally in Winnipeg in 50 years. Approximately \$250,000 is raised at this rally from the citizens of Winnipeg.
- 1995, May 17** Over 2,500 people attend a "Hockey Social" at the Winnipeg Convention Centre and raise in excess of \$250,000 for Operation Grassroots.
- 1995, May 19** Jets' owner and president Barry Shenkarow announces that local buyers have missed the deadline to purchase the team and keep it in Winnipeg. The team will be purchased as per "agreement in principle" with Minneapolis investors and moved to Minneapolis.
- 1995, May 21** Barry Shenkarow and the Jets' ownership group announce that the Jets will remain in Winnipeg with details of the plan to expand the current ownership group to be finalized and announced in the near future.
- 1995, June 16** After weeks of tense negotiations, the Jets' ownership group agrees to sell its shares of the team to the Spirit of Manitoba group (formerly known as MEC) pending conditions which must be met before August 15, 1995.
- 1995, June 20** Terry Simpson is officially named head coach of the Jets.
- 1995, July 26** Winnipeg City Council votes to deny charitable tax status on donations to the endowment fund to cover the purchase of the team and operating costs of a new arena, creating a major hurdle in the Spirit of Manitoba's attempt to raise money for the endowment fund.
- 1995, Aug. 10** Winnipeg City Council votes (10-6) to accept Spirit of Manitoba's business plan, overturning the results of the previous vote on July 26.
- 1995, Aug. 14** The Spirit of Manitoba announces that they were unable to raise the required capital to proceed with the purchase of the Winnipeg Jets. The organization promptly disbands.
- 1995, Aug. 15** Jets' owner and president Barry Shenkarow announces that he is left with no alternative solution but to make arrangements to sell the team to a buyer outside of Winnipeg. Shenkarow further announces that the 1995-96 season will be the final year for the Jets in Winnipeg since the team cannot be moved prior to 1995-96.
- 1995, Oct. 18** The Jets announce the completed sale of the franchise to Richard Burke of Minnesota and Steven Gluckstern of New York, who will find a new home city for the franchise in the United States. The date of transfer of ownership is set as July 1, 1996.
- 1995, Dec. 19** Richard Burke and Steven Gluckstern announce in a press conference that the new home of their NHL franchise will be Phoenix, Arizona.
- 1996, Feb. 7** Teemu Selanne is traded to Anaheim with Marc Chouinard and a 4th round pick in the 1996 NHL Entry Draft for Oleg Tverdovsky, Chad Kilger, and a 3rd round pick in the 1996 NHL Entry Draft.
- 1996, Apr. 8** The newly purchased franchise officially unveils its logo and name in a press conference in Phoenix. After a successful name-the-team contest, management chose the name "Phoenix Coyotes" for the franchise.
- 1996, Apr. 12** Keith Tkachuk scores his 50th goal of the 1995-96 season in the final regular season home game in Jets history, a 5-3 win vs the Los Angeles Kings.
- 1996, Apr. 14** The Jets play their final regular season game - a 5-2 loss at Anaheim.
- 1996, Apr. 28** The team plays their final game as the Winnipeg Jets, losing to Detroit in Game 6 of their playoff series at a sold out Winnipeg Arena.
- 1996, May 21** Bobby Smith named as executive vice president of hockey operations for the team as they prepare to begin their tenure in Phoenix.
- 1996, June 19** Kris King receives the King Clancy award - presented to the player who "best exemplifies leadership qualities on and off the ice and has made a noteworthy humanitarian contribution in his community" - for the 1995-96 season.

1996, July 1	The first day of business operations for the Phoenix Coyotes Hockey Club.	1999, Jan. 24	For the first time in franchise history, four players represent the team at the NHL All-Star Game. Nikolai Khabibulin, Teppo Numminen, Jeremy Roenick and Keith Tkachuk all play in the game at the Ice Palace in Tampa, Florida. Numminen was named as a starter for the World team. In addition, head coach Jim Schoenfeld served as an assistant coach for the North American team.
1996, July 1	Don Hay named as the Coyotes' first head coach.	1999, Jan. 28	Rick Tocchet scores his 400th NHL career goal, becoming the 52nd player in NHL history to reach this milestone.
1996, Aug. 16	The Coyotes trade Alexei Zhamnov, Craig Mills and a 1st round pick in the 1997 NHL Entry Draft to Chicago for center Jeremy Roenick.	1999, Feb. 3	The Coyotes unveil their new alternate or "third" jersey at Alice Cooper's town in Phoenix. The team wore the new uniforms 10 times during the remainder of the regular season.
1996, Aug. 26	The Coyotes unveil their new uniforms at the Hard Rock Cafe in Phoenix. Rock legend Alice Cooper and Phoenix Mayor Skip Rimsza are in attendance.	1999, May 18	Scottsdale voters overwhelmingly vote (63%) to support the Coyotes efforts to build a new arena as part of a 92-acre shopping mall redevelopment at Los Arcos by forming the "Los Arcos Multipurpose Facilities District." With the victory, a second vote on the final redevelopment plan and financing is scheduled for Nov. 2, 1999.
1996, Sept. 15	The Coyotes play their first-ever preseason game, a 4-2 loss at Edmonton.	1999, May 24	Jim Schoenfeld is relieved of his duties as head coach of the Coyotes.
1996, Sept. 28	The Coyotes name Keith Tkachuk Captain	1999, June 16	Bob Francis named head coach of the Coyotes in a press conference at the Scottsdale Princess.
1996, Oct. 5	The team plays its first regular season game as the Phoenix Coyotes, but is defeated 1-0 in Hartford by the Whalers in the 1996-97 season opener.	1999, Sept. 27	The Coyotes host their first ever Cool Coyotes Field Trip when they play the San Jose Sharks in a preseason game. Over 16,000 elementary school students get to watch a free hockey game at America West Arena as part of their educational curriculum. The event is the largest kids event ever undertaken by the Coyotes.
1996, Oct. 7	The team wins its first game as the Coyotes, a 5-2 victory over the Bruins at the FleetCenter in Boston. Mike Gartner scores the first goal in Coyotes history and later records a hat trick in the game.	1999, Oct. 26	Rick Tocchet plays in his 1,000th NHL game at Edmonton.
1996, Oct. 10	In their home debut, the Coyotes defeat the San Jose Sharks 4-1 in front of a sold out (16,210) America West Arena.	1999, Nov. 2	In a second arena election, voters in Scottsdale and the partnering cities of Fountain Hills and Guadalupe once again vote in strong favor (59%) of the Los Arcos project. The use of the "Los Arcos Multipurpose Facilities District" is approved as a development and financing mechanism to build a new arena for the Coyotes (and complete mall redevelopment) at the intersection of Scottsdale and McDowell Roads.
1996, Dec. 11	John Paddock is relieved of his duties as general manager of the Coyotes. Bobby Smith assumes the position of general manager.	2000, Apr. 18	Coyotes owner Richard Burke signs a deal that gives Steve Ellman (the developer of the redevelopment project at Los Arcos) until June 30 to buy the team.
1997, Apr. 6	Keith Tkachuk scores his 50th goal for the second consecutive season to become the first player in franchise history to record more than one 50-goal season.	2000, May 26	Developer Steve Ellman makes \$10 million deposit to Richard Burke to begin purchase of team and announces Wayne Gretzky (the NHL's all-time greatest player) will join the new Coyotes ownership group under Los Arcos Sports, LLC.
1997, Apr. 11	Keith Tkachuk scores his 52nd goal of the season to finish the 1996-97 campaign as the NHL's top goal scorer.	2000, June 2	Wayne Gretzky is introduced to the Arizona public at a national media gala held at the Scottsdale Princess. Steve Ellman announces he will accept the position of chairman of Los Arcos Sports, LLC. It is also announced that Gretzky will be the managing partner in charge of hockey operations and Shawn Hunter will be the president.
1997, Apr. 16	The team begins its first playoff series as the Phoenix Coyotes, taking on the Anaheim Mighty Ducks in the best-of-seven Western Conference Quarterfinals.	2000, Nov. 1	Goaltender Sean Burke earns the NHL Player of the Month for October. He posts a 7-1-1 record, 1.54 goals against average and .950 save percentage, helping the Coyotes to their best start in franchise history.
1997, Apr. 20	The Coyotes play the first ever NHL playoff game in Phoenix. After a marketing campaign that popularized the phrase "It's not hockey...it's playoff hockey," thousands of fans come dressed in white as the "White Out" hits the desert for the first time. The team wins their first home playoff game as the Coyotes, defeating Anaheim 4-1.	2000, Nov. 15	Brad May receives a 20-game suspension by the NHL for a slashing incident at Columbus on Nov. 11. The suspension is one of the longest in NHL history.
1997, May 6	Don Hay relieved of his duties as head coach of the Coyotes.	2000, Dec. 11	The NHL's Board of Governors votes unanimously to approve the purchase of the Coyotes by the ownership group headed by Steve Ellman and Wayne Gretzky pending the closing of the transaction.
1997, June 9	Jim Schoenfeld named head coach of the Coyotes in a press conference at America West Arena.	2000, Dec. 28	The NHL announces the completion date of the sale of the Coyotes is extended to Feb. 15 by mutual agreement of the parties involved.
1997, June 17	CEO & governor Richard Burke, president Shawn Hunter, and vice president of hockey administration Mike O'Hearn participate in a groundbreaking ceremony for the Coyotes new practice facility, near the intersection of Pima and Bell Roads in North Scottsdale, Arizona.	2001, Feb. 15	The sale of the Coyotes is finalized as the new ownership group led by Steve Ellman, Wayne Gretzky, Jerry Moyes and Shawn Hunter purchase the team from former owner Richard Burke.
1997, Sept. 12	Coyotes owner Richard Burke announces that his partner and co-owner Steven Gluckstern will sell his share of the Coyotes franchise to Burke and attempt to purchase the New York Islanders franchise, pending the approval of the NHL's Board of Governors. Burke assumes sole ownership of the Coyotes.	2001, Feb. 17	Bobby Smith is relieved of his duties as general manager. Cliff Fletcher replaces Smith as the team's executive vice-president and general manager.
1997, Dec. 14	Right wing Mike Gartner scores his 700th career NHL goal, becoming only the 5th player in NHL history to reach this milestone. Only Wayne Gretzky, Gordie Howe, Marcel Dionne, and Phil Esposito shared this accomplishment with Gartner.		
1998, June 5	The grand opening of the Cellular One Ice Den is held, as the Coyotes new north Scottsdale practice facility becomes available for public use. B.G. Ice, Inc. is created to handle the team's ventures into the ice facility business.		
1998, Dec. 17	The Scottsdale City Council votes in favor (4-3) of forming a "Stadium District" for funding a 92-acre redevelopment of the Los Arcos Mall in South Scottsdale. As a part of the redevelopment, the Coyotes plan to include a new 19,000 seat arena and practice facility.		
1999, Jan. 18	Citizens of Scottsdale submit over 5,000 petition signatures to call for a referendum election on the formation of the Stadium District. The Scottsdale city election is scheduled for May 18, 1999.		

- 2001, Feb. 21** The Coyotes officially welcome Wayne Gretzky to the organization with the "Welcome Wayne White Out" – the first-ever regular season White Out.
- 2001, Feb. 23** Jeremy Roenick scores his 400th NHL career goal at Buffalo, becoming only the 3rd U.S.-born player in NHL history to score 400 goals.
- 2001, Mar. 5** Nikolai Khabibulin is traded to Tampa Bay with Stan Neckar for Paul Mara, Mike Johnson, Ruslan Zainullin and a 2nd round pick in the 2001 NHL Entry Draft.
- 2001, Mar. 13** Keith Tkachuk is traded to St. Louis for Michal Handzus, Ladislav Nagy, Jeff Taffe and a 1st round pick in the 2002 Entry Draft.
- 2001, Apr. 11** Unable to come to an agreement with the City of Scottsdale for a new arena at Los Arcos, the Coyotes turn to the City of Glendale. The Glendale City Council votes to approve a new arena for the Coyotes at the intersection of the 101 Freeway and Glendale Avenue.
- 2001, Aug. 28** Michael Barnett is named general manager. Cliff Fletcher ascends to the role of senior executive vice president of hockey operations.
- 2001, Sept. 15** The Coyotes name Teppo Numminen Captain
- 2001, Oct. 18** Teppo Numminen plays in his 951st game with the franchise. He becomes the franchise's all-time games played leader, surpassing Thomas Steen's 950.
- 2001, Nov. 27** The Glendale City Council unanimously approves the final development agreement that paves the way for construction of the Coyotes' new state-of-the-art arena as part of a 223-acre, mixed-use project near Loop 101 and Glendale Avenue. The entire project, which will be developed by The Ellman Companies, will consist of up to six million square feet of retail, entertainment, dining, office and residential development.
- 2002, Mar. 3** Teppo Numminen plays in his 1,000th NHL game vs Columbus. He becomes the first player in franchise history to play in 1,000 Coyotes/Jets games.
- 2002, Mar. 20** Jim Lites is named president and chief operating officer taking over the role from Shawn Hunter.
- 2002, Apr. 1** For the second time in two seasons, goaltender Sean Burke earns the NHL's Player of the Month award. He posts a 9-1-0 record, 1.70 goals against average and .940 save percentage in the month of March.
- 2002, Apr. 3** A groundbreaking ceremony for the Coyotes new arena in Glendale is held at the intersection of the Loop 101 & Glendale Avenue. Team owners Steve Ellman, Jerry Moyes and Wayne Gretzky participate in the ceremony along with NHL Commissioner Gary Bettman, Glendale Mayor Elaine Scruggs, the Glendale City Council and Coyotes' players and staff.
- 2002, Apr. 12** Coyotes clinch a berth in the 2002 Stanley Cup playoffs with a completely re-tooled roster. Gone from the previous season are several NHL veterans including former All-Stars Nikolai Khabibulin, Keith Tkachuk and Jeremy Roenick.
- 2002, June 20** Bob Francis wins the Jack Adams Award as the NHL's coach of the year. His father Emile Francis twice won the Coach of the Year award, making them the first father-son coaching tandem in NHL history to win the award.
- 2002, July 10** Head coach Bob Francis agrees to a 4-year contract extension.
- 2002, Nov. 22** Play-by-play commentator Curt Keilback calls his 2,000th NHL game, all with the Coyotes/Jets organization, as the Coyotes play against Florida.
- 2002, Dec. 10** Doug Moss is named president and chief operating officer. He replaces Jim Lites, who vacated the position on Nov. 26.
- 2002, Dec. 26** Head coach Bob Francis becomes the franchise leader for the most games coached at Los Angeles as he surpassed John Paddock's record of 281.
- 2003, Jan. 8** Zac Bierk and Chicago's Michael Leighton become the first goaltenders in NHL history to both earn their first NHL career shutouts in the same game as the teams played to a 0-0 tie. In the game, Bierk makes 40 saves in his first start as a Coyote.
- 2003, Feb. 17** Jerry Moyes and Steve Ellman agree to contribute 100% of their respective ownership interest in both the Coyotes and the new 223-acre arena development project in Glendale to their new company, Coyotes Holdings, LLC. Moyes will own 60% and Ellman 40%. Moyes and Ellman will serve as co-chief executive officers, with Ellman continuing to serve as chairman and governor of the Coyotes.
- 2003, Mar. 6** Paul Ranheim plays in his 1,000th NHL game at St. Louis.
- 2003, Apr. 7** The Coyotes hold a "topping off" ceremony at the new Glendale Arena, marking the completion of vertical construction of the arena.
- 2003, July 22** Teppo Numminen is traded to the Dallas Stars in exchange for Mike Sillinger and a conditional draft choice. Numminen, who had played his entire 15-year NHL career with the Phoenix Coyotes/Winnipeg Jets organization, leaves the Coyotes as the franchise's all-time leader in games played (1,098) as well as defenseman goals (108), assists (426) and points (534).
- 2003, Sept. 3** In a ceremony held at Arizona Mills Mall, the Coyotes unveil their new logo and uniforms. Team owners Steve Ellman, Jerry Moyes and Wayne Gretzky along with several players are on hand for the announcement.
- 2003, Sept. 10** The Coyotes name Shane Doan Captain
- 2003, Dec. 27** After seven and a half seasons in the Valley, the Coyotes finally open their very own arena in Glendale. Before a "standing room only" crowd of 19,052 at Glendale Arena, the Coyotes lose to the Nashville Predators, 3-1.
- 2003, Dec. 31** The Coyotes notch their first-ever victory at Glendale Arena with a 4-0 shutout of the Los Angeles Kings.
- 2004, Jan. 9** Brian Boucher sets an NHL modern-era record with his fifth consecutive shutout, making 21 saves in a 2-0 win at Minnesota. Boucher also eclipsed another NHL modern-era record in the same game when he surpassed Bill Durnan's shutout sequence of 309:21 (set in 1948-49). Boucher's shutout sequence would finish at 332:01 when he allowed a goal at 6:16 of the 1st period against Atlanta on Jan. 11.
- 2004, Feb. 9** Sean Burke is traded to Philadelphia along with Branko Radivojevic and the rights to Ben Eager in exchange for Mike Comrie.
- 2004, Feb. 24** Bob Francis is relieved of his duties as head coach of the Coyotes. Rick Bowness takes over as interim head coach for the remainder of the season.
- 2004, Apr. 29** The Coyotes hold their first-ever Town Hall meeting for season ticket holders at Glendale Arena. Team executives Steve Ellman, Wayne Gretzky, Doug Moss, Cliff Fletcher and Mike Barnett answer questions for three and a half hours.
- 2004, Aug. 6** Brett Hull, the NHL's third all-time leading goal scorer, signs as a free agent.
- 2004, Aug. 10** The Coyotes temporarily un-retire No. 9 – which was retired by the franchise in honor of Hall of Famer Bobby Hull – so that Bobby Hull's son Brett Hull can wear No. 9 as a Coyote.
- 2004, Nov. 18** The Coyotes stage the first-ever "99 Hours of Hockey" event at Glendale Arena. Over 12,000 fans come out to watch a total of 55 hockey games including youth, high school, adult and university teams during the week-long event.
- 2005, Aug. 8** In the biggest announcement in franchise history, Wayne Gretzky is named head coach of the Coyotes. Gretzky, who becomes a head coach for the first time, continues in his role as managing partner in addition to his coaching duties. On the same day, he names Barry Smith, Rick Bowness and Rick Tocchet as his associate coaches.
- 2005, Oct. 5** Wayne Gretzky makes his regular season coaching debut as the Coyotes lose 3-2 at Vancouver.
- 2005, Oct. 8** Wayne Gretzky earns his first win as an NHL head coach as the Coyotes defeat the Minnesota Wild 2-1 in the club's home opener.
- 2005, Oct. 8** In a ceremony at Glendale Arena, the team unveils the Coyotes Ring of Honor with Wayne Gretzky (No. 99) and Bobby Hull (No. 9) as the initial members.


2005, Oct. 15	Brett Hull announces his retirement after 19 NHL seasons. A future Hockey Hall of Famer, Hull leaves as the NHL's active goal-scoring leader with an amazing 741 goals, which also ranks third on the NHL's all-time goal scoring list (trailing only Wayne Gretzky's 894 and Gordie Howe's 801).	2009, Sept. 21	to a 3-0 win over Colorado.
2005, Oct. 27	Curtis Joseph earns his 400th NHL victory in a 3-2 win over Calgary.	2009, Sept. 24	Dave King hired as assistant coach.
2005, Nov. 8	Yanick Lehoux scores a goal on his first NHL shift just 65 seconds into his NHL debut. The goal is the fastest goal ever by a Coyotes/Jets player making his NHL debut.	2009, Sept. 24	Wayne Gretzky announces his resignation as head coach and director of hockey operations of the Phoenix Coyotes.
2006, Jan. 21	Former Winnipeg Jet Thomas Steen and his No. 25 officially join Wayne Gretzky's No. 99 and Bobby Hull's No. 9 in the Coyotes Ring of Honor in a ceremony at Glendale Arena. Steen, who played his entire 14-year NHL career with the Jets, is in attendance.	2009, Oct. 3	Dave Tippett is introduced as the 17th head coach in franchise history.
2006, Apr. 8	Geoff Sanderson plays in his 1,000th NHL game vs. Dallas.	2009, Oct. 10	Coyotes open 2009-10 season with a 6-3 win at Los Angeles in Dave Tippett's first game as head coach of the team.
2006, Apr. 13	Jerry Moyes and Steve Ellman announce an agreement for Moyes to assume majority ownership control of the Phoenix Coyotes, Glendale Arena and Arizona Sting (NLL) while Ellman assumes majority ownership control of the Westgate City Center development. Wayne Gretzky retains his ownership interest in both ventures. Jeff Shumway is named chief executive officer for the Coyotes.	2009, Dec. 17	In the team's Home Opener, a 2-0 loss to Columbus, the Coyotes hold a "Welcome Back WhiteOut " in the first WhiteOut of any kind at Jobing.com Arena
2006, May 31	Wayne Gretzky signs a 5-year contract extension to remain as head coach of the Coyotes through the 2010-11 season.	2009, Dec. 29	Shane Doan plays in his 1,000th career NHL regular season game in a 2-1 shootout win at Columbus. Doan becomes the second player in franchise history to reach 1,000 games, joining only Teppo Numminen, as well as the 42nd player in NHL history to reach 1,000 games with one franchise and the 24th player to attain the milestone with the team that drafted him.
2006, Oct. 5	Coyotes kick off the "Decade in the Desert" season with 6-3 win over New York Islanders at Glendale Arena. Steven Reinprecht posts career-high five points with a goal and four assists in the victory.	2009, Dec. 29	The Coyotes defeat the Vancouver Canucks, 3-2 in a shootout, to win their 10th consecutive home game, setting a new franchise record for longest home winning streak. The 10-game home winning streak began with a 3-1 win over Philadelphia on Nov. 21.
2007, Jan. 4	Curtis Joseph makes 29 saves in a 2-0 shutout of the Carolina Hurricanes to garner his 438th career victory and surpass Hall of Famer Jacques Plante for fifth place on the NHL's all-time wins list.	2010, Jan. 30	The Coyotes defeat the Vancouver Canucks, 3-2 in a shootout, to win their 10th consecutive home game, setting a new franchise record for longest home winning streak. The 10-game home winning streak began with a 3-1 win over Philadelphia on Nov. 21.
2007, Feb. 15	In his 11th season with the franchise, captain Shane Doan signs a five-year contract extension with the Coyotes. Doan ranks in the top five in franchise history in goals, assists, and games played.	2010, Jan. 30	Defenseman Teppo Numminen's No. 27 is inducted into the Coyotes Ring of Honor in a pre-game ceremony, joining Wayne Gretzky's No. 99, Bobby Hull's No. 9, Dale Hawerchuk's No. 10 and Thomas Steen's No. 25.
2007, Apr. 5	Former Winnipeg Jet Dale Hawerchuk and his No. 10 officially join Wayne Gretzky's No. 99, Bobby Hull's No. 9 and Thomas Steen's No. 25 in the Coyotes Ring of Honor in a ceremony at Glendale Arena.	2010, Mar. 6	Ilya Bryzgalov shuts out Anaheim, 4-0, to earn his 34th win of the season and set a new franchise record for most wins by a goaltender in a single season. Bryzgalov would finish the 2009-10 campaign with 42 victories.
2007, Apr. 10	Associate coach Barry Smith resigns to accept head coaching/director of hockey operations position with SKA St. Petersburg.	2010, Mar. 18	The Coyotes set a new franchise record by winning their 44th game of the season with a 4-3 shootout win at Florida.
2007, Apr. 11	Senior Executive Vice President of Hockey Operations Cliff Fletcher, General Manager Michael Barnett and Assistant General Manager Laurence Gilman are relieved of duties.	2010, Mar. 21	The Coyotes beat the Dallas Stars, 4-3 in a shootout, to win their ninth straight game, tying the franchise record for longest winning streak while also setting a new franchise mark for most points in a season (97).
2007, May 29	Don Maloney becomes the 7th general manager in franchise history.	2010, Mar. 27	The Coyotes beat the Dallas Stars, 4-3 in a shootout, to win their ninth straight game, tying the franchise record for longest winning streak while also setting a new franchise mark for most points in a season (97).
2007, July 18	Brad Treliving signs multi-year contract to become assistant general manager.	2010, Mar. 27	Phoenix defeats Colorado by a 6-2 score to notch the first-ever 100-point season in franchise history. Earlier in the day, the Coyotes clinched their first playoff berth since 2002.
2007, Sept. 15	Coyotes unveil their redesigned, RBK Edge uniforms.	2010, Apr. 8	With a 3-2 shootout victory at Los Angeles, the Coyotes improve to 50-25-6 on the season, marking the first 50-win season in franchise history. Phoenix would finish the 2009-10 regular season at 50-25-7 for 107 points, making them the fourth seed in the Western Conference for the Stanley Cup Playoffs
2007, Nov. 17	Goaltender Ilya Bryzgalov is claimed off waivers from the Anaheim Ducks and posts a 1-0 shutout over the Los Angeles Kings in his Coyotes debut the very same day.	2010, Apr. 14	The Coyotes host the Detroit Red Wings for Game 1 of their Western Conference Quarterfinal series in the first-ever playoff game at Jobing.com Arena in Glendale and come away with a 3-2 victory.
2008, Jan. 23	Ilya Bryzgalov signs a three-year contract with the Coyotes.	2010, Apr. 27	The most successful season in Coyotes/Jets franchise history comes to an end as the Red Wings defeat the Coyotes 6-1 in Game 7 of their playoff series.
2008, Feb. 18	Wayne Gretzky records his 100th career win as head coach of the Coyotes with a 4-0 win over Los Angeles.	2010, June 3	GM Don Maloney receives the inaugural NHL General Manager of the Year Award
2008, Mar. 1	Shane Doan scores his 20th goal of the season, giving him eight consecutive 20-goal seasons.	2010, June 23	At the 2010 NHL Awards in Las Vegas, Dave Tippett wins the Jack Adams Award, Shane Doan receives the King Clancy Memorial Trophy and Ilya Bryzgalov finishes as the runner-up for the Vezina Trophy while being named to the 2009-10 NHL Second All-Star Team
2008, Apr. 3	Kyle Turris, the third overall pick in the 2007 NHL Entry Draft, makes his Coyotes debut.	2010, June 30	Chief Financial Officer Mike Nealy is promoted to Chief Operating Officer, replacing President and Chief Operating Officer Douglas Moss, who had served in that role since 2002
2008, July 10	Doug Sulliman is hired as Assistant Coach.	2010, Oct. 9	The Coyotes open the 2010-11 regular season in Prague, Czech Republic against the Boston Bruins as part of Compuware NHL Premiere
2008, Nov. 28	Coyotes unveil their new black third jerseys in a 2-1 win over the Colorado Avalanche.	2010, Oct. 16	Phoenix hosts the Detroit Red Wings in the home opener in a rematch of the 2010 Western Conference Quarter-final
2009, Mar. 12	Shane Doan plays in his 951st career game, all with the Coyotes, to move into second place on the franchise's all-time list.	2010, Nov. 3	Ed Jovanovski records the first hat trick by a defenseman in the history of the franchise against the Nashville Predators
2009, Apr. 1	Al Montoya becomes the first goalie in franchise history to record a shutout in his NHL debut, backstopping the Coyotes		

2010, Dec. 26	Ed Jovanovski plays in his 1,000th career NHL regular season game in a 1-0 shutout win at Dallas. Jovanovski becomes only the third player in franchise history to reach 1,000 games joining Shane Doan and Teppo Numminen	2012, May 22	The Coyotes lose to the Kings in five games (4-1) in the Western Conference Final
2011, Jan. 13	The Coyotes win their 1,000 game in Winnipeg/Phoenix franchise history defeating the Toronto Maple Leafs 5-1.	2012, June 21	Shane Doan receives the 2011-12 Mark Messier Leadership Award
2011, Jan. 25	Defenseman Keith Yandle is selected to the 2011 All-Star game in Raleigh, N.C.	2012, June 21	Ray Whitney named to the NHL's Second All-Star Team
2011, Jan. 31	Keith Yandle is named the NHL's Second Star for the month of January. Yandle tallied 17 points, recording three goals and 14 assists in 14 games as the Coyotes went 8-4-2 in January. He registered points in 11 of 14 games, closing the month with a nine-game point streak – the league's longest active streak at the All-Star break.	2012, July 10	Sean Burke signed to a multi-year contract extension; named Assistant to the General Manager
2011, Feb. 23	Shane Doan becomes the new franchise leader in all-time games played (1,119), passing former captain and teammate Teppo Numminen.	2012, Sept. 14	Shane Doan re-signed to a four-year contract
2011, Mar. 20	Defenseman Adrian Aucoin plays in his 1,000th career NHL regular season game in a 2-1 loss vs. Chicago. Aucoin becomes only the fourth player in franchise history to reach 1,000 games joining Ed Jovanovski, Shane Doan and Teppo Numminen.	2013, Jan. 20	The Coyotes raise their 2011-12 Pacific Division Championship banner prior to the 2012-13 home opener against the Chicago Blackhawks
2011, Mar. 22	The Coyotes won their 40th game of the season defeating the Blues 2-1 at Jobing.com Arena; it marked the first time in franchise history the team recorded two consecutive seasons with 40+ wins (franchise record 52 in 09/10).	2013, Jan. 20	Shane Doan played in his 1,200th career NHL game versus the Chicago Blackhawks
2011, Apr. 8	Ilya Bryzgalov becomes the franchise's all-time winningest goaltender recording his 130th victory as a member of the Coyotes, defeating the Sharks 4-3.	2013, Mar. 4	Shane Doan records his 800th career point versus the Anaheim Ducks
2011, Apr. 18	The Coyotes host the Detroit Red Wings in Game 3 of the 2011 Western Conference Quarter-Final.	2013, Mar. 15	Oliver Ekman-Larsson signs six-year contract extension
2011, Oct. 15	Phoenix hosts the re-born Winnipeg Jets in its 2011-12 home opener, defeating the Jets 4-1	2013, Mar. 28	Steve Sullivan appeared in his 1,000th career NHL game versus the Nashville Predators
2011, Oct. 25	Shane Doan scores his 300th career NHL goal versus the Dallas Stars	2013, May 24	General Manager Don Maloney agreed to a long-term contract extension
2011, Dec. 1	Phoenix visits Winnipeg to face the Jets - first regular season meeting since leaving in 1996	2013, June 13	Assistant General Manager Brad Treliving agreed to a multi-year contract extension
2011, Dec. 23	Keith Tkachuk is inducted into the Coyotes' Ring of Honor	2013, June 21	Head Coach Dave Tippett agreed to a long-term contract extension
2012, Jan. 7	Shane Doan records his first career NHL hat trick versus the N.Y. Islanders (5-1)	2013, June 30	Mike Smith agreed to a six-year contract
2012, Jan. 18	Keith Yandle is selected to his second consecutive NHL All-Star Game (Ottawa, Ont.)	2013, July 10	Newell Brown hired as assistant coach
2012, Feb. 11	Jeremy Roenick is inducted into the Coyotes' Ring of Honor	2013, Aug. 6	IceArizona completed its purchase and assumes control of the franchise from the NHL. George Gosbee is named Coyotes Executive Chairman and Governor. Anthony LeBlanc is named Alternate Governor.
2012, Feb. 28	The Coyotes finish the month of February as the NHL's hottest team (11-0-1)	2013, Nov. 2	Dave Tippett becomes the all-time winningest coach in franchise history with his 166th career win with the Coyotes, a 3-2 shootout victory against the San Jose Sharks
2012, Mar. 1	Mike Smith is named the NHL's First Star of the Month (February)	2013, Dec. 10	Antoine Vermette appeared in his 700th career NHL game against the Colorado Avalanche
2012, Mar. 25	Derek Morris appears in his 1,000th career NHL game versus the St. Louis Blues	2014, Jan. 28	Shane Doan records his 500th career NHL assist versus the Los Angeles Kings
2012, Mar. 31	Ray Whitney collects his 1,000th NHL point (assist) versus the Anaheim Ducks	2014, Mar. 13	Shane Doan appeared in his 1,300th career NHL game against the Boston Bruins
2012, Apr. 3	Mike Smith stops an NHL-record 54 shots in a shutout victory against the Columbus Blue Jackets		
2012, Apr. 7	The Coyotes defeat the Minnesota Wild capturing their first division title in franchise history	ARIZONA COYOTES (2014–Present)	
2012, Apr. 8	Mike Smith named the NHL's First Star of the Week for Apr. 2-8	2014, June 27	The franchise is officially renamed the Arizona Coyotes at the 2014 NHL Entry Draft at the Wells Fargo Center in Philadelphia, Pa.
2012, Apr. 12	Phoenix hosts the Chicago Blackhawks in Game 1 of the Western Conference Quarter-final	2014, July 3	Darcy Regier signed to a multi-year contract to serve as Senior Vice President & Assistant General Manager
2012, Apr. 23	The Coyotes defeat the Blackhawks 4 games to 2, securing their first postseason series victory since the franchise moved to Phoenix in 1996	2014, Sept. 10	Jobing.com Arena renamed Gila River Arena
2012, Apr. 27	Phoenix hosts the Nashville Predators in Game One of the Western Conference Semi-final	2014, Nov. 29	Dave Tippett coaches in his 400th game with the Coyotes
2012, May 7	The Coyotes defeat the Predators 4 games to 1, advancing to their first Conference Final in franchise history	2014, Dec. 20	Dave Tippett coaches in his 900th game as an NHL head coach
2012, May 13	The Coyotes host the Los Angeles Kings in Game One of the Western Conference Final	2014, Dec. 31	Andrew Barroway's agreement to purchase 51% of the franchise is approved by the NHL Board of Governors
		2015, Jan. 25	Defenseman Oliver Ekman-Larsson is selected to the 2015 All-Star game in Columbus, Ohio
		2015, Feb. 28	Antoine Vermette is traded to Chicago in exchange for Klas Dahlbeck and a 1st round draft choice in the 2015 Entry Draft
		2015, March 1	Keith Yandle is traded to the NY Rangers along with Chris Summers and a 4th round draft choice in the 2016 Entry Draft in exchange for Anthony Duclair, John Moore, a 1st round draft choice in the 2016 Entry Draft and a 2nd round draft choice in the 2015 Entry Draft
		2015, March 2	Zbynek Michalek is traded to St. Louis in exchange for Maxim Letunov and a conditional 3rd round draft choice in the 2015 Entry Draft
		2015, March 5	The Coyotes wear the franchise's black Kachina original jerseys that the team wore from 1996 – 2003 on Throwback Night vs. the Vancouver Canucks
		2015, April 18	Arizona wins the 3rd overall selection in the 2015 NHL Entry Draft at the Draft Lottery in Toronto, Ont.

2015, June 1	John Chayka is named Assistant General Manager, Analytics and Chris O'Hearn is appointed Assistant General Manager, Hockey Operations	2017, June 17	Mike Smith is traded to Calgary in exchange for defenseman Brandon Hickey, goaltender Chad Johnson and a conditional third round draft choice
2015, June 26	Arizona selects center Dylan Strome of the Erie Otters (OHL) with the 3rd overall choice in the 2015 NHL Entry Draft	2017, June 20	The NHL and Adidas unveiled the new ADIZERO Authentic NHL jerseys and uniforms for all 31 NHL teams, including the Coyotes
2015, June 26	Connor Murphy, Max Domi, Brendan Perlini and Christian Dvorak unveil the Coyotes' new home and away jerseys and uniforms in the team's first major uniform change since 2003.	2017 June 22	Head coach Dave Tippett and the Coyotes mutually part ways
2015, July 1	Antoine Vermette agreed to a two-year contract	2017 June 23	The Coyotes acquired center Derek Stepan and goaltender Antti Raanta from the New York Rangers in exchange for defenseman Anthony DeAngelo and Arizona's first round draft choice
2015, July 8	John Slaney is hired as an Assistant Coach	2017 June 23	The Coyotes acquired defenseman Niklas Hjalmarsson from Chicago in exchange for defenseman Connor Murphy and forward Laurent Dauphin
2015, Oct. 9	Max Domi became the 8th player in franchise history to record a multi-point game in his NHL debut with the team and also became the ninth Coyotes rookie to score a goal in his first NHL game	2017 June 23	Arizona selects defenseman Pierre-Olivier Joseph 23rd overall in the 2017 NHL Draft
2015, Oct. 12	Mike Smith is named the NHL's Third Star of the Week (Oct. 7- Oct. 11)	2017 July 11	Rick Tocchet is introduced as the 18th head coach in franchise history
2015, Oct. 17	Shane Doan records his 900th career point versus the Boston Bruins	2017 July 12	Steve Patterson is introduced as the Coyotes new President and CEO
2015, Nov. 27	Dave Tippett became the 22nd NHL coach to win 500 games	2017 July 12	John Chayka promoted to President of Hockey Operations and General Manager
2015, Dec. 31	Shane Doan sets the franchise all-time goals mark with his 380th career goal coming in the 1st period of the Coyotes' 4-2 victory over the Winnipeg Jets	2017 July 26	John MacLean and Scott Allen are introduced as the new assistant coaches
2016, Jan. 4	Shane Doan is named the NHL's Second Star of the Week for scoring five goals in three games (Dec. 28- Jan. 3)	2017 Sept. 17	Acquired defenseman Jason Demers from the Florida Panthers in exchange for forward Jamie McGinn
2016, Feb. 1	Louis Domingue is named the NHL's Rookie of the Month (January)	2017 Oct. 17	Oliver Ekman-Larsson became the sixth defenseman in franchise history to skate in 500 games with the team
2016, Feb. 2	Dave Tippett coaches in his 1,000th career NHL game versus the Los Angeles Kings	2017 Nov. 1	Clayton Keller is named NHL's Rookie of the Month (October)
2016, Feb. 12	Shane Doan sets the franchise all-time points (930) and power play goals (123) record in the Coyotes' 4-1 win over the Calgary Flames	2017 Nov. 18	Anthony Duclair became the second player in Coyotes history to score all three goals in a win when he recorded his first career hat trick in the Coyotes 3-2 victory over the Ottawa Senators
2016, Mar. 24	Oliver Ekman-Larsson sets the NHL's all-time single season game-winning goals record by a defenseman by recording his eighth game-winning goal vs. the Dallas Stars	2018, Jan 10	Defenseman Oliver Ekman-Larsson is selected to the 2018 NHL All-Star game in Tampa Bay, FL
2016, Apr. 11	General Manager Don Maloney is relieved of his duties	2018 Feb. 19	Antti Raanta is named the NHL's Second Star of the Week (Feb. 12-18)
2016, Apr. 30	The Coyotes receive the seventh pick in the NHL Draft Lottery	2018 Mar. 19	Oliver Ekman-Larsson became the second defenseman in franchise history to score 100 goals with the club
2016, May 5	John Chayka is named the eighth General Manager in Coyotes history. Dave Tippett agrees to a five-year contract extension and is named Executive Vice President of Hockey Operations/ Head Coach. Alternate Governor Gary Drummond is named President of Hockey Operations	2018 Mar. 26	Clayton Keller scored a goal to set the Coyotes' rookie record for most goals in a season
2016, June 22	Alex Goligoski agrees to a five-year contract	2018 Mar. 28	Clayton Keller picked up an assist to extend his point streak to 10 games which set a new Coyotes' rookie record
2016, Aug. 16	Radim Vrbata returns to the Coyotes on a one-year contract	2018 Apr. 1	Clayton Keller became the first player in Coyotes history to win multiple Rookie of the Month awards (October, March) in one season
2016, Dec. 3	Mike Smith set a franchise record by making 58 saves and facing 60 shots in the Coyotes 3-2 shootout loss to the Columbus Blue Jackets	2018 Apr. 2	Antti Raanta is named the NHL's Second Star of the Week (Mar. 26-Apr. 1)
2016 Dec. 23	Shane Doan became the 17th player in NHL history to skate in 1,500 games and the 93rd player in NHL history to score 400 career NHL goals in Arizona's 4-1 loss to the Toronto Maple Leafs	2018 Apr. 6	Antti Raanta signed a three-year contract extension
2017, Jan. 10	Goaltender Mike Smith is selected to the 2017 NHL All-Star game in Los Angeles, CA.	2018 June 15	The Coyotes acquired center Alex Galchenyuk from the Montreal Canadiens in exchange for forward Max Domi
2017, Feb. 18	The Coyotes announced their All-Time Starting Six roster as voted by the fans. Shane Doan, Jeremy Roenick and Keith Tkachuk were selected as forwards while Oliver Ekman-Larsson and Teppo Numminen were chosen as defensemen. Mike Smith was named as the goaltender	2018 June 22	Arizona selects center Barrett Hayton fifth overall in the 2018 NHL Draft
2017, Feb. 26	Radim Vrbata recorded his 600th career NHL point by scoring the game-winning goal with 18 seconds left in the game in a 3-2 Coyotes win over the Buffalo Sabres	2018 July 1	Oliver Ekman-Larsson signed an eight-year extension
2017, Mar. 9	Radim Vrbata became the 308th player in NHL history to skate in 1,000 career NHL games	2018 July 3	Ahron Cohen promoted to Coyotes President & CEO
2017, Mar. 13	Goaltender Mike Smith posted his 22nd shutout with Arizona by blanking the Colorado Avalanche 1-0 to set the franchise's all-time shutout record	2018 July 24	Lindsay Hoffard is named Assistant General Manager
2017, May 18	Steve Sullivan is named Assistant General Manager	2018 Sept. 13	Oliver Ekman-Larsson named the fourth Captain in Coyotes history
2017, May 24	Craig Cunningham is added as a pro scout		



Joe Daley



Bobby Hull



Dale Hawerchuk



Shane Doan




WINNIPEG JETS

1979-80: When the Winnipeg Jets joined the National Hockey League in 1979, they made their debut in new jerseys that were white with a wide blue stripe and two thin red stripes that ran from the collar over the outer arm to the wrist. The logo was the word "JETS" spelled out inside a circle. The "J" in Jets was represented by a hockey stick. A smaller circle with the outline of a commercial jet airliner found itself in the hook of the "J." Underneath "Jets" was the word "Winnipeg" spelled out. The logo had been with the team for three AVCO Cup Championships in the World Hockey Association and would remain with the team as the transition was made from WHA to NHL.

1987-88: The Jets made an addition to their uniform to acknowledge the official charity of the Winnipeg Jets, the Winnipeg Jets Goals for Kids Foundation. The Jets placed a Goals For Kids shoulder patch on the existing uniform to recognize the work that the Goals For Kids Foundation did to benefit the children of Manitoba.

1990-91: The Jets came up with a new logo and uniform, "emblematic of a new era of professional hockey in Winnipeg." The new logo depicted a circle with the words "Winnipeg Jets" written in a slanted fashion to show speed, and a shadow of a jet plane with a trail of vapor going through the word "Jets." The "J" in "Jets" is once again portrayed as a hockey stick. The new jerseys were white with a wide blue stripe in the middle of two thin red stripes (touching each other) circling the elbows of the sleeves and at the waist. The road jerseys reversed the blue and the white from the home jerseys.

1995-96: As the team played its last season in Winnipeg as the Jets, the last 10 games of the regular season and the playoffs saw the addition of a commemorative "Season to Remember" patch added to the right breast of both the home and road jerseys.



ARIZONA COYOTES


1996-97: With the dawn of a new era as the Phoenix Coyotes, it was time for a new uniform and logo to represent the team. The logo depicted a Kachina style coyote standing upright with a hockey stick; the most striking feature was the mask drawn in the Southwestern style to show off the team's new colors: forest green, brick red, sand, sienna, and purple. The home jersey was predominantly white with green and black accent colors and brick pattern borders around the elbows of the sleeves and waist. The road jersey's main color was black with accent colors of brick red and green. A shoulder patch recognized the Phoenix Coyotes Goals For Kids Foundation while the club's secondary logo (a purple circle with a white "C" moon inside, intersected by the words "Phoenix Coyotes") occupied the other shoulder. The new uniform was completed with matching socks and solid black pants.

1998-99: The Coyotes decided to further extend the team's identity by adding a third uniform. A true expression of the American Southwest, this alternate jersey first appeared mid-season (Feb. 6, 1999). The large Coyote head served as the primary logo with the trim of the jersey revealing a desert scene at night with two saguaro cacti in the foreground and the Coyote moon rising over the desert mountain landscape. A desert-dwelling nocturnal lizard known as the gecko decorated each shoulder. Matching socks and solid black pants finished the uniform.

2003-04: With the opening of their new arena in Glendale, the time had come for a new set of logos and uniforms to reflect the aggressiveness and excitement of Coyotes hockey in the new arena while maintaining ties to seven years of Arizona history. The official Coyotes colors were now brick red, desert sand and black – three colors that were all included in the original Coyotes logo. The logos, uniforms and arena all predominantly feature the brick red color. The primary logo is an aggressive coyote howling at the moon that contains key elements carried over from the original logo including the two-tone face with zig-zag black markings down the middle of the logo, three pieces of mane leading down to the neck and triangular markings in the ear and chin. Additionally, the Coyotes logo includes four triangles (also borrowed from the original logo) across the bridge of the snout, representative of the Four Peaks. There are two secondary logos: a representation of Arizona featuring the letters "PHX" underneath a striped pattern that mirrors the state flag and a new version of the desert crescent moon with a slightly altered geometric shape as well as new colors. The uniforms have a traditional hockey feel and feature the primary Coyotes logo on the chest along with the secondary "PHX" patch on the right shoulder. The home jersey is predominantly brick red with a white, three-stripe pattern on the arms and at the waist, and also features a lace-up collar. The road jersey is predominantly white with the same striping pattern as the home jersey featured in brick red but includes a V-shaped collar instead of laces.



Teppo Numminen



Paul Mara



Mike Smith



Shane Doan



2007-08: Along with the entire NHL, the Coyotes switched to a new, technologically-advanced uniform featuring fabrics that were more form fitting and aerodynamic as well as breathable and water-repellant. Lighter fabric and stretch material resulted in more comfort and freedom of movement for the players. Brick red covered the shoulders on the white jerseys to give the state of the art uniform a retro look. On both the dark and white jerseys, striping was removed from the bottom, a lace-up collar was featured, and the "PHX" patch was moved from the right to left shoulder.


2008-09: The Coyotes introduced a black third jersey and wore them for the first time on Nov. 28, 2008 when the team hosted the Colorado Avalanche. The goal of the initiative was to create a new look that gave Coyotes fans elements they hadn't seen in the uniform before. A leaping coyote logo - a full body interpretation of the Coyotes crest - was selected for the new alternate jersey, aggressively leaping forward depicting the athletic, determined nature of NHL hockey. Two new Coyotes alternate logos were also introduced to accompany the classic Coyotes crest and leaping coyote, including a new "Phoenix Coyotes" script word mark and Coyotes paw print. The new script word mark provided a traditional look, while the Coyotes paw print design symbolized the unity of the Coyotes pack. The black jersey was accented with brick red and desert sand, the Coyotes' official colors.

2014-15: With the franchise officially renamed the Arizona Coyotes on June 27, the team's jerseys now featured a left shoulder patch with 'AZ'.

2015-16: In the franchise's first major uniform overhaul since 2003, the Coyotes unveiled new home and away jerseys and uniforms as well as a new secondary logo prior to the 2015-16 season. The body of the Coyotes home and away jerseys remains unchanged but the new jerseys feature an original sleeve stripe designed to connect with Arizona's distinctive striated landscape. These bold sleeves, along with a striking black pant, will be worn both at home in Glendale and on the road. The new red jersey shoulder patch features a coyote's paw "A" mark, an icon built for Arizona's hockey fans; while the white jersey shoulder will carry an updated "AZ" mark, connecting back to the new word mark. Finally, a uniquely Southwestern pattern in the jersey's neckline connects the Coyotes to the legacy of Arizona. This updated uniform features Reebok's latest technological innovations and represents an industry leading commitment to the best for the athlete.

2017-18: The National Hockey League (NHL®) and adidas unveiled the new ADIZERO Authentic NHL jerseys and uniforms for all 31 NHL teams, including the Arizona Coyotes. At the forefront of innovation, design and craftsmanship, the new ADIZERO Authentic NHL jersey takes the hockey uniform system and hockey jersey silhouette to the next level by redefining fit, feel and lightweight construction. Featuring new cresting materials and construction technology, the ADIZERO Authentic NHL jersey reduces crest weight by up to 46%, while a single layer perforated numbering system reduces number weight by up to 60%, in order to deliver a new jersey that is up to 19% lighter when compared to the current NHL Jersey. The ADIZERO Authentic NHL jersey features adidas Clima® technology in each of the jersey fabrics to deliver breathability and enhanced performance. Combining moisture management technology and a streamlined silhouette to maximize air flow circulation with materials that are up to 133% more permeable than fabrics currently used on ice allows athletes to be cooler. Constructed for durability, the ADIZERO Authentic NHL jersey fabrics are up to 27% stronger in burst testing and up to 72% tougher in abrasion testing compared to the current NHL jersey.

2018-19: The Coyotes and adidas collaborated to reintroduce the throwback, 90s-inspired, fan-favorite black Kachina jersey that will be the Coyotes alternate jersey for the season. The Coyotes wore the original black Kachina jerseys for all road games from 1996 - 2003. During that time, the team reached the playoffs in five of their first six seasons in the Valley. The Coyotes reintroduced the popular black Kachina jersey for the first time in 12 years on March 5, 2015 for Throwback Night when Arizona hosted the Vancouver Canucks. This marked the first time that the Coyotes wore a throwback jersey in an NHL game. Since 2015, the Coyotes have worn the black Kachina jersey four times at Gila River Arena (Nov 27, 2015; Feb 20, 2016; Nov 25, 2016 and Feb 18, 2017).



Zbynek Michalek



Shane Doan

1

Pierre Hamel..... 1979-80 to 1980-81
 Brian Hayward..... 1982-83 to 1985-86
 Mike O'Neill..... 1991-92 to 1993-94
 Parris Duffus..... 1996-97 to 1996-97
 Sean Burke..... 1999-00 to 2003-04
 Brent Johnson..... 2003-04 to 2003-04
 Mike Morrison..... 2006-07 to 2006-07
 David Aebischer..... 2007-08 to 2007-08
 Jason LaBarbera..... 2009-10 to 2012-13
 Thomas Greiss..... 2013-14 to 2013-14

2

Mike Amodeo..... 1979-80 to 1979-80
 Moe Mantha..... 1980-81 to 1983-84
 Dave Ellett..... 1984-85 to 1990-91
 Boris Mironov..... 1993-94 to 1993-94
 Neil Wilkinson..... 1994-95 to 1995-96
 Norm Maciver..... 1995-96 to 1995-96
 Murray Baron..... 1996-97 to 1997-98
 Bryan Helmer..... 1998-99 to 1998-99
 David Cullen..... 2000-01 to 2000-01
 Todd Simpson..... 2000-01 to 2002-03
 Todd Reirden..... 2003-04 to 2003-04
 Derek Morris..... 2003-04 to 2003-04
 Keith Ballard..... 2005-06 to 2007-08
 Ken Klee..... 2008-09 to 2008-09
 Jim Vandermeer..... 2009-10 to 2009-10
 David Rundblad..... 2011-12 to 2013-14
 Nicklas Grossmann..... 2015-16 to 2015-16
 Luke Schenn..... 2016-17 to 2017-18

3

Al Cameron..... 1979-80 to 1979-80
 Ross Cory..... 1979-80 to 1980-81
 Tim Watters..... 1981-82 to 1981-82
 Bryan Maxwell..... 1981-82 to 1983-84
 Robert Picard..... 1983-84 to 1985-86
 Dan McFall..... 1985-86 to 1985-86
 Bryan Marchment..... 1988-89 to 1990-91
 Dean Kennedy..... 1991-92 to 1991-92
 Sergei Bautin..... 1992-93 to 1993-94
 Dave Manson..... 1993-94 to 1994-95
 Brent Thompson..... 1995-96 to 1996-97
 Keith Carney..... 1997-98 to 2000-01
 Bryan Helmer..... 2003-04 to 2003-04
 Denis Gauthier..... 2005-06 to 2005-06
 Keith Yandle..... 2006-07 to 2014-15

4

Lars-Erik Sjoberg..... 1979-80 to 1979-80
 Barry Legge..... 1980-81 to 1981-82
 Wade Campbell..... 1982-83 to 1985-86
 Bengt Lundholm..... 1985-86 to 1985-86
 Fredrik Olausson..... 1986-87 to 1993-94
 Stephane Quintal..... 1993-94 to 1994-95
 Dave Manson..... 1995-96 to 1996-97
 Gerald Diduck..... 1996-97 to 1998-99
 Lyle Odelein..... 1999-00 to 1999-00
 Ossi Vaananen..... 2000-01 to 2003-04
 Zbynek Michalek..... 2005-06 to 2009-10
 2012-13 to 2014-15
 2015-16 to 2016-17
 Niklas Hjalmarsson..... 2017-18 to 2017-18

5

Craig Norwich..... 1979-80 to 1979-80
 Barry Legge..... 1980-81 to 1980-81
 Danny Geoffrion..... 1980-81 to 1981-82
 Bobby Dollas..... 1983-84 to 1985-86
 Guy Gosselin..... 1987-88 to 1987-88
 Todd Fichel..... 1989-90 to 1989-90
 Kent Paynter..... 1991-92 to 1991-92
 Igor Ulanov..... 1992-93 to 1994-95
 Deron Quint..... 1995-96 to 1999-00
 Kirill Safronov..... 2001-02 to 2001-02

5

Drake Berehowsky..... 2001-02 to 2002-03
 David Tanabe..... 2003-04 to 2005-06
 Jamie Rivers..... 2005-06 to 2005-06
 Matt Jones..... 2006-07 to 2007-08
 Chris Summers..... 2010-11 to 2010-11
 Connor Murphy..... 2013-14 to 2016-17
 Adam Clendening..... 2017-18 to 2017-18

6

Barry Melrose..... 1979-80 to 1980-81
 Barry Legge..... 1980-81 to 1981-82
 Jim Kyte..... 1983-84 to 1988-89
 Phil Housley..... 1990-91 to 1992-93
 Wayne McBean..... 1993-94 to 1993-94
 Oleg Tverdovsky..... 1995-96 to 1995-96
 Dallas Eakins..... 1995-96 to 1996-97
 Jayson More..... 1996-97 to 1997-98
 Jamie Huscroft..... 1998-99 to 1998-99
 Joel Bouchard..... 2000-01 to 2000-01
 Matthew Spiller..... 2003-04 to 2005-06
 Brendan Bell..... 2006-07 to 2007-08
 David Schlemko..... 2008-09 to 2014-15
 Jakob Chychrun..... 2016-17 to 2017-18

7

Scott Campbell..... 1979-80 to 1980-81
 Tim Watters..... 1981-82 to 1987-88
 Brent Ashton..... 1988-89 to 1991-92
 Petri Skriko..... 1991-92 to 1991-92
 Keith Tkachuk..... 1991-92 to 2000-01
 Deron Quint..... 2002-03 to 2002-03
 Ivan Novoseltsev..... 2003-04 to 2003-04
 Mike Leclerc..... 2005-06 to 2005-06
*RECOGNIZED in honor of Keith Tkachuk,
 Dec. 23, 2011*

8

Jimmy Mann..... 1979-80 to 1983-84
 Randy Carlyle..... 1983-84 to 1992-93
 Teemu Selanne..... 1994-95 to 1995-96
 Jim Johnson..... 1996-97 to 1997-98
 Daniel Briere..... 1998-99 to 2002-03
 Daniel Cleary..... 2003-04 to 2003-04
 Geoff Sanderson..... 2005-06 to 2005-06
 Niko Kapanen..... 2006-07 to 2006-07
 Scottie Upshall..... 2008-09 to 2010-11
 Gilbert Brule..... 2011-12 to 2011-12
 2013-14 to 2013-14
 Matthew Lombardi..... 2012-13 to 2012-13
 Tobias Rieder..... 2014-15 to 2017-18

9

Bobby Hull..... 1979-80 to 1979-80
 Doug Small..... 1980-81 to 1987-88
 Brett Hull..... 2005-06 to 2005-06
*RECOGNIZED in honor of Bobby Hull, Feb.
 19, 1989.*
 Sam Gagner..... 2014-15 to 2014-15
 Viktor Tikhonov..... 2015-16 to 2015-16
 Clayton Keller..... 2017-18 to 2017-18

10

Peter Sullivan..... 1979-80 to 1980-81
 Dale Hawerchuk..... 1980-81 to 1989-90
 Alexei Zhamnov..... 1992-93 to 1995-96
 Brad McCrimmon..... 1996-97 to 1996-97
 Oleg Tverdovsky..... 1997-98 to 1998-99
 Trevor Letowski..... 1999-00 to 2001-02
 Denis Pederson..... 2001-02 to 2001-02
 Tony Amonte..... 2002-03 to 2002-03
*RECOGNIZED in honor of Dale Hawerchuk,
 Apr. 5, 2007*
 Martin Erat..... 2013-14 to 2014-15
 Anthony Duclair..... 2015-16 to 2017-18

11

Hilliard Graves..... 1979-80 to 1979-80
 Murray Eaves..... 1980-81 to 1980-81
 Scott Arniel..... 1981-82 to 1985-86
 Gilles Hamel..... 1986-87 to 1987-88
 Paul Fenton..... 1988-89 to 1990-91
 Scott Arniel..... 1990-91 to 1990-91
 Aaron Broten..... 1991-92 to 1991-92
 Evgeny Davydov..... 1992-93 to 1992-93
 Dave Tomlinson..... 1993-94 to 1993-94
 Dallas Drake..... 1995-96 to 1999-00
 Raymond Langkow..... 2001-02 to 2003-04
 Kristofer Kolanos..... 2005-06 to 2005-06
 Oleg Kvasha..... 2005-06 to 2005-06
 Owen Nolan..... 2006-07 to 2006-07
 Martin Hanzal..... 2007-08 to 2016-17
 Brendan Perlini..... 2017-18 to 2017-18

12

Morris Lukowich..... 1979-80 to 1984-85
 Dan McFall..... 1984-85 to 1985-86
 Peter Douris..... 1985-86 to 1987-88
 Dave Hunter..... 1988-89 to 1988-89
 Doug Small..... 1988-89 to 1990-91
 Mark Osborne..... 1990-91 to 1991-92
 Alan Kerr..... 1992-93 to 1992-93
 Rob Murray..... 1993-94 to 1995-96
 1998-99 to 1998-99
 Brian Noonan..... 1998-99 to 1998-99
 Benoit Hogue..... 1999-00 to 1999-00
 Mike Johnson..... 2000-01 to 2005-06
 Patrick Fischer..... 2006-07 to 2006-07
 Craig Weller..... 2007-08 to 2007-08
 Olli Jokinen..... 2008-09 to 2008-09
 Paul Bissonnette..... 2009-10 to 2013-14
 Justin Hodgman..... 2014-15 to 2014-15
 Brad Richardson..... 2015-16 to 2015-16
 Teemu Pulkkinen..... 2016-17 to 2016-17
 Laurent Dauphin..... 2017-18 to 2017-18

13

Dave Christian..... 1979-80 to 1982-83
 Hannu Jarvenpaa..... 1986-87 to 1986-87
 Alfie Turcotte..... 1987-88 to 1988-89
 Teemu Selanne..... 1992-93 to 1993-94
 Mike Rupp..... 2003-04 to 2005-06
 Daniel Carrillo..... 2006-07 to 2008-09
 Ray Whitney..... 2010-11 to 2011-12
 Peter Holland..... 2016-17 to 2016-17
 Freddie Hamilton..... 2017-18 to 2017-18

14

Peter Marsh..... 1979-80 to 1980-81
 Tim Trimper..... 1980-81 to 1983-84
 John Gibson..... 1983-84 to 1983-84
 Jordy Douglas..... 1983-84 to 1984-85
 Anssi Melametsa..... 1985-86 to 1985-86
 Craig Endean..... 1986-87 to 1986-87
 Stu Barnes..... 1991-92 to 1993-94
 Randy Gilhen..... 1993-94 to 1993-94
 Harijs Vitolinsh..... 1993-94 to 1993-94
 Mike Stapleton..... 1995-96 to 1998-99
 Tavis Hansen..... 1999-00 to 2000-01
 Tyler Bouck..... 2001-02 to 2001-02
 Jeff Taffe..... 2002-03 to 2005-06
 Steve Gainey..... 2005-06 to 2005-06
 Kevyn Adams..... 2006-07 to 2006-07
 Pete Vandermeer..... 2007-08 to 2007-08
 Alexander Nikulin..... 2008-09 to 2008-09
 Nigel Dawes..... 2008-09 to 2008-09
 Taylor Pyatt..... 2009-10 to 2011-12
 Chris Conner..... 2012-13 to 2012-13
 Jeff Halpern..... 2013-14 to 2013-14
 Joe Vitale..... 2014-15 to 2015-16
 Clayton Keller..... 2016-17 to 2016-17
 Richard Panik..... 2017-18 to 2017-18

15

Dave Hoyda..... 1979-80 to 1979-80
 Rick Bowness..... 1980-81 to 1980-81
 Richard Mulhern..... 1980-81 to 1980-81
 Sandy Beadle..... 1980-81 to 1980-81
 Paul MacLean..... 1981-82 to 1987-88
 Darren Boyko..... 1988-89 to 1988-89
 Pat Elynuik..... 1988-89 to 1991-92
 John Druce..... 1992-93 to 1992-93
 Harijs Vitolinsh..... 1993-94 to 1993-94
 Randy Gilhen..... 1993-94 to 1995-96
 Craig Janney..... 1996-97 to 1997-98
 Jim Cummins..... 1998-99 to 1998-99
 Radoslav Suchy..... 1999-00 to 2003-04
 Boyd Devereaux..... 2005-06 to 2005-06
 Mike Zigomanis..... 2006-07 to 2007-08
 Jeff Hoggan..... 2008-09 to 2008-09
 Matthew Lombardi..... 2008-09 to 2009-10
 Ryan Hollweg..... 2010-11 to 2010-11
 Henrik Samuelsson..... 2014-15 to 2014-15
 Boyd Gordon..... 2011-12 to 2012-13
 2015-16 to 2015-16
 Brad Richardson..... 2016-17 to 2017-18

16

Larry Hopkins..... 1979-80 to 1979-80
 Wayne Dillon..... 1979-80 to 1979-80
 Pat Daley..... 1979-80 to 1980-81
 Laurie Boschman..... 1982-83 to 1989-90
 Eddie Olczyk..... 1990-91 to 1992-93
 Stephane Quintal..... 1993-94 to 1993-94
 Eddie Olczyk..... 1994-95 to 1995-96
 Brad Isbister..... 1997-98 to 1998-99
 Robert Reichel..... 1998-99 to 1998-99
 Michal Handzus..... 2000-01 to 2001-02
 Kelly Buchberger..... 2002-03 to 2002-03
 Mike Sillinger..... 2003-04 to 2003-04
 Brett Hull..... 2005-06 to 2005-06
 Jamie Lundmark..... 2005-06 to 2005-06
 Mike York..... 2007-08 to 2007-08
 Brian McGrattan..... 2008-09 to 2008-09
 Petr Prucha..... 2008-09 to 2010-11
 Rostislav Klesla..... 2010-11 to 2013-14
 Max Domi..... 2015-16 to 2017-18

17

Bill Lesuk..... 1979-80 to 1979-80
 Anders Steen..... 1980-81 to 1980-81
 Larry Hopkins..... 1981-82 to 1982-83
 Tim Young..... 1983-84 to 1983-84
 Jim Nill..... 1984-85 to 1987-88
 Dwight Schofield..... 1987-88 to 1987-88
 Stu Kulak..... 1988-89 to 1988-89
 Phil Sykes..... 1989-90 to 1991-92
 Kris King..... 1992-93 to 1996-97
 Greg Adams..... 1998-99 to 1999-00
 Ladislav Nagy..... 2000-01 to 2006-07
 Todd Fedoruk..... 2008-09 to 2008-09
 John Moore..... 2014-15 to 2014-15
 Steve Downie..... 2015-16 to 2015-16
 Radim Vrbata..... 2007-08 to 2007-08
 2009-10 to 2013-14
 2016-17 to 2016-17

18

Glenn Tomalty..... 1979-80 to 1979-80
 Bob Guindon..... 1979-80 to 1979-80
 Rick Bowness..... 1980-81 to 1980-81
 Serge Savard..... 1981-82 to 1982-83
 Bill Derlago..... 1985-86 to 1985-86
 Steve Rooney..... 1986-87 to 1987-88
 Markku Kyllonen..... 1988-89 to 1988-89
 Randy Cunneyworth..... 1989-90 to 1989-90
 Scott Arniel..... 1990-91 to 1990-91
 Bryan Erickson..... 1990-91 to 1993-94
 Dallas Drake..... 1993-94 to 1995-96

18

Chad Kilger..... 1995-96 to 1997-98
 Mark Janssens..... 1997-98 to 1997-98
 Brian Noonan..... 1998-99 to 1998-99
 Mika Alatalo..... 1999-00 to 2000-01
 Sebastien Bordeleau..... 2001-02 to 2001-02
 Frank Banham..... 2002-03 to 2002-03
 Paul Ranheim..... 2002-03 to 2002-03
 Tyson Nash..... 2003-04 to 2005-06
 Marcel Hossa..... 2007-08 to 2007-08
 Freddy Meyer IV..... 2007-08 to 2007-08
 Matt Murley..... 2007-08 to 2007-08
 Enver Lisin..... 2007-08 to 2008-09
 Sami Lepisto..... 2009-10 to 2010-11
 Patrick O'Sullivan..... 2011-12 to 2011-12
 David Moss..... 2012-13 to 2014-15
 Christian Dvorak..... 2016-17 to 2017-18

19

Bill Riley..... 1979-80 to 1979-80
 Kris Manery..... 1979-80 to 1980-81
 Brian Mullen..... 1982-83 to 1986-87
 Iain Duncan..... 1988-89 to 1988-89
 Kris Draper..... 1990-91 to 1990-91
 Ian Duncan..... 1990-91 to 1990-91
 Troy Murray..... 1991-92 to 1992-93
 Nelson Emerson..... 1993-94 to 1994-95
 Shane Doan..... 1995-96 to 2016-17
Will be retired Feb. 24, 2019 vs WPG

20

Willy Lindstrom..... 1979-80 to 1982-83
 Andrew McBain..... 1983-84 to 1988-89
 Dave McLlwain..... 1989-90 to 1991-92
 Mike Hartman..... 1991-92 to 1991-92
 Tie Domi..... 1992-93 to 1994-95
 Oleg Tverdovsky..... 1995-96 to 1996-97
 Jim Cummins..... 1997-98 to 1997-98
 Jyrki Lumme..... 1998-99 to 1998-99
 David Oliver..... 1999-00 to 1999-00
 Mikael Renberg..... 1999-00 to 1999-00
 Wyatt Smith..... 2000-01 to 2001-02
 Fredrik Sjostrom..... 2003-04 to 2007-08
 Robert Lang..... 2009-10 to 2009-10
 Eric Belanger..... 2010-11 to 2010-11
 Chris Summers..... 2011-12 to 2014-15
 Tye McGinn..... 2014-15 to 2014-15
 Dylan Strome..... 2016-17 to 2017-18

21

John Bethel..... 1979-80 to 1979-80
 Tom Bladon..... 1980-81 to 1980-81
 Dave Hoyda..... 1980-81 to 1980-81
 Bill Whelton..... 1980-81 to 1980-81
 Craig Levie..... 1981-82 to 1982-83
 John Gibson..... 1983-84 to 1983-84
 Tom Martin..... 1984-85 to 1986-87
 Mark Kumpel..... 1987-88 to 1987-88
 1989-90 to 1990-91
 Russ Romaniuk..... 1991-92 to 1994-95
 Shane Doan..... 1995-96 to 1995-96
 Chad Kilger..... 1995-96 to 1995-96
 Denis Chasse..... 1995-96 to 1995-96
 Bob Corkum..... 1996-97 to 1998-99
 Jyrki Lumme..... 1999-00 to 2000-01
 Todd Warriner..... 2001-02 to 2001-02
 Jason Jaspers..... 2002-03 to 2003-04
 Sean O'Donnell..... 2005-06 to 2005-06
 Bill Thomas..... 2005-06 to 2007-08
 David Hale..... 2008-09 to 2008-09
 Shaun Heshka..... 2009-10 to 2009-10
 Andy Miele..... 2011-12 to 2013-14
 Jordan Szwarz..... 2014-15 to 2014-15
 Jamie McBain..... 2016-17 to 2016-17
 Derek Stepan..... 2017-18 to 2017-18

22

Lyle Moffat..... 1979-80 to 1979-80
 Bengt Lundholm..... 1981-82 to 1984-85
 Ray Neufeld..... 1985-86 to 1985-86
 Mario Marois..... 1985-86 to 1988-89
 Gord Donnelly..... 1988-89 to 1988-89
 Moe Mantha..... 1989-90 to 1991-92
 Mike Lalor..... 1991-92 to 1992-93
 Paul Ysebaert..... 1993-94 to 1993-94
 Brent Thompson..... 1994-95 to 1994-95
 Craig Mills..... 1995-96 to 1995-96
 Mike Gartner..... 1996-97 to 1997-98
 Rick Tocchet..... 1998-99 to 1999-00
 Claude Lemieux..... 2000-01 to 2002-03
 Pascal Rheaume..... 2005-06 to 2005-06
 Dennis Seidenberg..... 2005-06 to 2006-07
 Mathias Tjarnqvist..... 2006-07 to 2007-08
 Brian McGrattan..... 2008-09 to 2008-09
 Anders Eriksson..... 2009-10 to 2009-10
 Lee Stempniak..... 2009-10 to 2010-11
 Daymond Langkow..... 2011-12 to 2011-12
 Lucas Lessio..... 2013-14 to 2013-14
 Brandon McMillan..... 2014-15 to 2014-15
 Craig Cunningham..... 2014-15 to 2015-16

23

Gord McTavish..... 1979-80 to 1979-80
 Larry Hopkins..... 1979-80 to 1979-80
 John Markell..... 1979-80 to 1980-81
 Lucien DeBlois..... 1981-82 to 1983-84
 Paul Pooley..... 1984-85 to 1985-86
 Hannu Jarvenpaa..... 1987-88 to 1988-89
 Paul MacDermid..... 1989-90 to 1991-92
 Lucien DeBlois..... 1991-92 to 1991-92
 Andy Brickley..... 1992-93 to 1993-94
 Igor Korolev..... 1994-95 to 1996-97
 Stephen Leach..... 1998-99 to 1998-99
 Todd Gill..... 1999-00 to 1999-00
 Chris Joseph..... 1999-00 to 2000-01
 Paul Mara..... 2000-01 to 2005-06
 Don MacLean..... 2006-07 to 2006-07
 Jeff Taffe..... 2006-07 to 2006-07
 Kevin Porter..... 2008-09 to 2009-10
 Mathieu Schneider..... 2009-10 to 2009-10
 Oliver Ekman-Larsson..... 2010-11 to 2017-18

24

Ron Wilson..... 1979-80 to 1987-88
 Danton Cole..... 1990-91 to 1991-92
 Scott Levins..... 1992-93 to 1992-93
 Darryl Shannon..... 1993-94 to 1995-96
 Craig Muni..... 1995-96 to 1995-96
 Kevin Dahl..... 1996-97 to 1996-97
 Michel Petit..... 1997-98 to 1998-99
 Stan Neckar..... 1998-99 to 2000-01
 Ladislav Nagy..... 2000-01 to 2000-01
 David Cullen..... 2001-02 to 2001-02
 Darcy Hordichuk..... 2001-02 to 2002-03
 Jan Hrdina..... 2002-03 to 2003-04
 Josh Gratton..... 2005-06 to 2007-08
 Kyle Chipchura..... 2011-12 to 2015-16

25

Jude Drouin..... 1979-80 to 1980-81
 Thomas Steen..... 1981-82 to 1994-95
RECOGNIZED in honor of Thomas Steen, May 6, 1995
 Philip Samuelsson..... 2014-15 to 2015-16
 Ryan White..... 2016-17 to 2016-17
 Nick Cousins..... 2017-18 to 2017-18

26

Al Cameron..... 1979-80 to 1980-81
 Murray Eaves..... 1981-82 to 1985-86
 Guy Larose..... 1988-89 to 1988-89
 Brian McReynolds..... 1989-90 to 1989-90

26

Sergei Kharin..... 1990-91 to 1990-91
 Dean Kennedy..... 1991-92 to 1993-94
 Jeff Finley..... 1995-96 to 1996-97
 John Slaney..... 1997-98 to 1997-98
 Mike Sullivan..... 1998-99 to 2001-02
 Joel Perrault..... 2005-06 to 2009-10
 Andrew Ebbett..... 2010-11 to 2010-11
 Cal O'Reilly..... 2011-12 to 2011-12
 Steve Sullivan..... 2012-13 to 2012-13
 Michael Stone..... 2013-14 to 2016-17

27

Lorne Stamler..... 1979-80 to 1979-80
 Don Spring..... 1980-81 to 1983-84
 Perry Turnbull..... 1984-85 to 1986-87
 Teppo Numminen..... 1988-89 to 2002-03
RECOGNIZED in honor of Teppo Numminen, Jan. 30, 2010

28

Don MacIver..... 1979-80 to 1979-80
 Gerry Rioux..... 1979-80 to 1979-80
 Norm Dupont..... 1980-81 to 1982-83
 Jyrki Seppa..... 1983-84 to 1983-84
 Ryan Stewart..... 1985-86 to 1985-86
 Ray Neufeld..... 1985-86 to 1988-89
 Greg Paslawski..... 1989-90 to 1990-91
 Bob Joyce..... 1991-92 to 1992-93
 Kevin McClelland..... 1993-94 to 1993-94
 Craig Martin..... 1994-95 to 1994-95
 Craig Muni..... 1995-96 to 1995-96
 Mike Hudson..... 1996-97 to 1996-97
 Jimmy Waite..... 1997-98 to 1998-99
 Landon Wilson..... 2000-01 to 2003-04
 Mike Leclerc..... 2005-06 to 2005-06
 Pavel Brendl..... 2005-06 to 2005-06
 Steven Reinprecht..... 2006-07 to 2008-09
 Jeff Hoggan..... 2009-10 to 2009-10
 Lauri Korpikoski..... 2010-11 to 2014-15
 John Scott..... 2015-16 to 2015-16

29

Don MacIver..... 1979-80 to 1979-80
 Gord Smith..... 1979-80 to 1979-80
 Danny Geoffrion..... 1980-81 to 1980-81
 Doug Lecuyer..... 1980-81 to 1980-81
 Jerry Butler..... 1982-83 to 1982-83
 Mike Lauen..... 1983-84 to 1983-84
 Marc Behrend..... 1983-84 to 1985-86
 Brad Berry..... 1985-86 to 1989-90
 Mark Osborne..... 1990-91 to 1990-91
 Rudy Poeschek..... 1990-91 to 1991-92
 Yan Kaminsky..... 1993-94 to 1993-94
 Tim Chevaldai..... 1993-94 to 1995-96
 Craig Janney..... 1995-96 to 1995-96
 Scott Levins..... 1997-98 to 1997-98
 Louie DeBrusk..... 1998-99 to 2000-01
 Branko Radivojevic..... 2001-02 to 2003-04
 Yanick Lehoux..... 2005-06 to 2005-06
 Tim Jackman..... 2005-06 to 2005-06
 Steven Reinprecht..... 2005-06 to 2005-06
 Yanick Lehoux..... 2006-07 to 2006-07
 Ryan Caldwell..... 2007-08 to 2007-08
 Brandon Prust..... 2008-09 to 2008-09
 Lauri Korpikoski..... 2009-10 to 2009-10
 Garrett Stafford..... 2010-11 to 2010-11
 Petteri Nokelainen..... 2011-12 to 2011-12
 Michael Stone..... 2012-13 to 2012-13
 Jordan Szwarz..... 2013-14 to 2013-14
 Anders Lindback..... 2015-16 to 2015-16
 Brendan Perlini..... 2016-17 to 2016-17
 Mario Kempe..... 2017-18 to 2017-18

30

Gary Smith..... 1979-80 to 1979-80
 Michel Dion..... 1980-81 to 1980-81
 Doug Soetaert..... 1983-84 to 1983-84
 Mark Holden..... 1984-85 to 1984-85
 Daniel Berthiaume..... 1986-87 to 1989-90
 Stephane Beauregard..... 1989-90 to 1991-92
 Jim Hrivnak..... 1992-93 to 1992-93
 Stephane Beauregard..... 1993-94 to 1993-94
 Ed Ronan..... 1995-96 to 1995-96
 Mikhail Shtalenkov..... 1998-99 to 1999-00
 Jean-Marc Pelletier..... 2003-04 to 2003-04
 David LeNeveu..... 2005-06 to 2006-07
 Ilya Bryzgalov..... 2007-08 to 2010-11
 Marek Langhamer..... 2015-16 to 2017-18

31

Don MacIver..... 1979-80 to 1979-80
 Ron Loustel..... 1980-81 to 1980-81
 Rick Dudley..... 1980-81 to 1980-81
 Ed Staniowski..... 1981-82 to 1982-83
 Mike Veisor..... 1983-84 to 1983-84
 Marc Behrend..... 1985-86 to 1985-86
 Alain Chervier..... 1988-89 to 1988-89
 Rick Tabaracci..... 1990-91 to 1992-93
 Scott Langkow..... 1995-96 to 1998-99
 Bob Essensa..... 1999-00 to 1999-00
 Brad Ralph..... 2000-01 to 2000-01
 Jean-Guy Trudel..... 2001-02 to 2001-02
 Curtis Joseph..... 2005-06 to 2006-07
 Matt Climie..... 2010-11 to 2010-11
 Curtis McElhinney..... 2011-12 to 2011-12
 Chad Johnson..... 2012-13 to 2012-13
 Mike Lee..... 2014-15 to 2014-15
 Scott Wedgewood..... 2017-18 to 2017-18
 Adin Hill..... 2016-17 to 2017-18

32

Rick Bowness..... 1980-81 to 1980-81
 Rick Dudley..... 1980-81 to 1980-81
 Peter Taglianetti..... 1984-85 to 1989-90
 Don Barber..... 1990-91 to 1991-92
 Igor Ulanov..... 1991-92 to 1991-92
 Mike Eastwood..... 1994-95 to 1996-97
 Jocelyn Lemieux..... 1996-97 to 1997-98
 Brad May..... 2000-01 to 2002-03
 Cale Hulse..... 2003-04 to 2003-04
 Michael Tellqvist..... 2006-07 to 2008-09
 Michal Rozsival..... 2010-11 to 2011-12
 Nick Johnson..... 2012-13 to 2012-13
 Brandon Yip..... 2013-14 to 2013-14
 Tyler Gaudet..... 2014-15 to 2016-17
 Antti Raanta..... 2017-18 to 2017-18

33

Lindsay Middlebrook..... 1979-80 to 1980-81
 Doug Soetaert..... 1981-82 to 1982-83
 Eldon Reddick..... 1986-87 to 1988-89
 Simon Wheeldon..... 1990-91 to 1990-91
 Mario Marois..... 1991-92 to 1991-92
 Jim McKenzie..... 1995-96 to 1997-98
 J.J. Daigneault..... 1998-99 to 1999-00
 Drake Berehowsky..... 2001-02 to 2001-02
 Brian Boucher..... 2002-03 to 2005-06
 Adrian Aucoin..... 2009-10 to 2011-12
 Brandon Gormley..... 2013-14 to 2014-15
 Alex Goligoski..... 2016-17 to 2017-18

34

Pierre Hamel..... 1979-80 to 1979-80
 Dave Chartier..... 1980-81 to 1980-81
 Mark Plantery..... 1980-81 to 1980-81
 Dave Silk..... 1985-86 to 1985-86
 Pat Elynuik..... 1987-88 to 1987-88
 Moe Lemay..... 1988-89 to 1988-89
 Gord Donnelly..... 1989-90 to 1991-92

34
Dean Kennedy 1991-92 to 1991-92
Darrin Shannon 1991-92 to 1997-98
Ramzi Abid 2002-03 to 2002-03
Frank Banham 2002-03 to 2002-03
Daniel Winnik 2007-08 to 2009-10
Tim Kennedy 2013-14 to 2013-14
Klas Dahlbeck 2014-15 to 2015-16
Zac Rinaldo 2017-18 to 2017-18

35
Markus Mattsson 1979-80 to 1980-81
Dan Bouchard 1985-86 to 1985-86
Bob Essensa 1988-89 to 1993-94
Nikolai Khabibulin 1994-95 to 1998-99
Zac Bierk 2002-03 to 2003-04
Philippe Sauve 2005-06 to 2005-06
Alex Auld 2007-08 to 2007-08
Al Montoya 2008-09 to 2008-09
Tom Fenton 2010-11 to 2010-11
Louis Domingue 2014-15 to 2017-18
Darcy Kuemper 2017-18 to 2017-18

36
Iain Duncan 1986-87 to 1987-88
Gord Donnelly 1988-89 to 1988-89
Moe Lemay 1988-89 to 1988-89
Danton Cole 1989-90 to 1989-90
Mike Eagles 1990-91 to 1994-95
Greg Brown 1994-95 to 1994-95
Stewart Malignas 1995-96 to 1995-96
Murray Baron 1996-97 to 1996-97
Juha Ylonen 1996-97 to 2000-01
Kryštof Kolanos 2001-02 to 2003-04
Joakim Lindstrom 2008-09 to 2008-09
Rob Klinkhammer 2012-13 to 2014-15
Mark Arcobello 2014-15 to 2014-15
Jiri Sekac 2015-16 to 2015-16
Christian Fischer 2016-17 to 2017-18

37
Steve Penney 1986-87 to 1987-88
Tom Draper 1988-89 to 1989-90
John LeBlanc 1991-92 to 1994-95
Tom Draper 1995-96 to 1995-96
Dominic Roussel 1995-96 to 1995-96
Dan Focht 2001-02 to 2002-03
Georges Laraque 2006-07 to 2006-07
Raffi Torres 2011-12 to 2012-13
Dustin Jeffrey 2015-16 to 2015-16

38
Brad Jones 1986-87 to 1989-90
Guy Larose 1990-91 to 1990-91
Luciano Borsato 1990-91 to 1994-95
Jason Simon 1996-97 to 1996-97
Martin Grenier 2001-02 to 2001-02
Scott Pellerin 2002-03 to 2002-03
Dave Scatchard 2005-06 to 2006-07
Vernon Fiddler 2009-10 to 2010-11
Brandon McMillan 2013-14 to 2013-14
Lucas Lessio 2014-15 to 2014-15
Christian Thomas 2015-16 to 2015-16
Nick Merkley 2017-18 to 2017-18

39
Randy Gilhen 1986-87 to 1988-89
Doug Evans 1989-90 to 1991-92
Mark Visheau 1993-94 to 1993-94
Iain Fraser 1995-96 to 1995-96
Pat Jablonski 1996-97 to 1996-97
Brad Tiley 1997-98 to 1998-99
Travis Green 1999-00 to 2000-01
Erik Westrum 2003-04 to 2003-04
Zbynek Michalek 2005-06 to 2005-06
Niko Kapanen 2007-08 to 2007-08

39
Garth Murray 2008-09 to 2008-09
Brett MacLean 2010-11 to 2010-11
Brendan Shinnimin 2014-15 to 2014-15
Joel Hanley 2017-18 to 2017-18

40
Joel Baillargeon 1986-87 to 1987-88
Steve Fletcher 1988-89 to 1988-89
Bryan Marchment 1988-89 to 1988-89
Evgeny Davydov 1991-92 to 1991-92
Patrick DesRochers 2001-02 to 2002-03
Jean-Marc Pelletier 2002-03 to 2002-03
Mike Ricci 2005-06 to 2006-07
Mark Visentin 2013-14 to 2013-14
Devan Dubnyk 2014-15 to 2014-15
Alex Tanguay 2015-16 to 2015-16
Justin Peters 2016-17 to 2016-17

41
Todd Fliche 1987-88 to 1987-88
Paul Boutilier 1987-88 to 1988-89
Viktor Tikhonov 2008-09 to 2008-09
Mike Smith 2011-12 to 2016-17

42
Matt Hervey 1988-89 to 1988-89
Oleg Mikulchik 1993-94 to 1994-95
Robert Esche 1998-99 to 2001-02
Josh Tordjman 2008-09 to 2008-09
Eric Selleck 2015-16 to 2015-16

43
Ravil Gusmanov 1995-96 to 1995-96
Darcy Wakaluk 1996-97 to 1996-97
Mike Stutzel 2003-04 to 2003-04
Marc-Antoine Pouliot 2011-12 to 2011-12
Mike McKenna 2014-15 to 2014-15
Dakota Mermis 2017-18 to 2017-18

44
Dave Babych 1980-81 to 1985-86
Shawn Cronin 1989-90 to 1991-92
Norm Maciver 1995-96 to 1997-98
Andrei Vasilyev 1998-99 to 1998-99
Andrei Nazarov 2001-02 to 2003-04
Nick Boynton 2006-07 to 2007-08
Kurt Sauer 2008-09 to 2009-10
Chris Brown 2012-13 to 2013-14
B.J. Crombeen 2014-15 to 2014-15
Kevin Connaughton 2015-16 to 2017-18

45
Craig Duncanson 1990-91 to 1990-91
Anatoli Fedotov 1992-93 to 1992-93
Jason Jaspers 2001-02 to 2001-02
Brad Ference 2002-03 to 2003-04
Dmitri Kalinin 2008-09 to 2008-09
Andrew Campbell 2014-15 to 2014-15
Stefan Elliott 2015-16 to 2015-16
Josh Archibald 2017-18 to 2017-18

46
Brent Hughes 1988-89 to 1989-90
Pat Jablonski 1996-97 to 1996-97
J.F. Jomphe 1998-99 to 1998-99
Dylan Reese 2014-15 to 2014-15
Trevor Murphy 2017-18 to 2017-18

47
Todd Fliche 1988-89 to 1988-89
Tony Joseph 1988-89 to 1988-89
Tavis Hansen 1994-95 to 1994-95
..... 1996-97 to 1996-97
..... 1998-99 to 1998-99
Alex Grant 2015-16 to 2015-16

48
Jason Cirone 1991-92 to 1991-92
Sean Gagnon 1997-98 to 1998-99
Jordan Martinook 2014-15 to 2017-18

49
Joe Dziedzic 1998-99 to 1998-99
Jason Jaspers 2001-02 to 2001-02
Brian Savage 2001-02 to 2003-04
Alexandre Bolduc 2011-12 to 2012-13
..... 2014-15 to 2014-15

50
Rob Murray 1991-92 to 1992-93
Craig Fisher 1993-94 to 1993-94
Ravil Gusmanov 1995-96 to 1995-96
Trevor Letowski 1998-99 to 1998-99
Matt Watkins 2011-12 to 2011-12
Antoine Vermette 2011-12 to 2015-16

52
Dallas Eakins 1992-93 to 1992-93
Jason Doig 1995-96 to 1995-96
Martin Grenier 2002-03 to 2002-03
Nolan Yonkman 2010-11 to 2010-11

53
Derek Morris 2005-06 to 2008-09
..... 2009-10 to 2013-14

54
Daniel Briere 1997-98 to 1997-98

55
Mark Osiecki 1992-93 to 1992-93
Arto Blomsten 1993-94 to 1994-95
Jason Doig 1995-96 to 1998-99
Danny Markov 2001-02 to 2002-03
Matt Jones 2005-06 to 2005-06
Ed Jovanovski 2006-07 to 2010-11
Jason Demers 2017-18 to 2017-18

57
Goran Bezina 2003-04 to 2003-04

60
Michal Grosek 1993-94 to 1993-94
Niklas Treutle 2015-16 to 2015-16

61
Sergei Plotnikov 2015-16 to 2015-16

62
Jean-Guy Trudel 1999-00 to 1999-00

63
Radoslav Suchy 1999-00 to 1999-00
Mike Ribeiro 2013-14 to 2013-14

64
Darrin Shannon 1991-92 to 1991-92
Wyatt Smith 1999-00 to 1999-00

67
Lawson Crouse 2016-17 to 2017-18

70
Kevin Sawyer 1999-00 to 1999-00

71
Petteri Nokelainen 2009-10 to 2009-10

72
Jeff Christian 1997-98 to 1997-98

73
Steven Goertzen 2008-09 to 2008-09

75
Michal Grosek 1994-95 to 1995-96
Pete Vandermeer 2007-08 to 2007-08
Kyle Capobianco 2017-18 to 2017-18

76
Travis Roche 2006-07 to 2006-07
Laurent Dauphin 2015-16 to 2016-17

77
Cliff Ronning 1996-97 to 1998-99
Chris Gratton 2002-03 to 2003-04
Travis Roche 2006-07 to 2006-07
Anthony DeAngelo 2016-17 to 2016-17

81
Marcel Hossa 2007-08 to 2007-08

86
Wojtek Wolski 2009-10 to 2010-11
Josh Jooris 2016-17 to 2016-17

88
Peter Mueller 2007-08 to 2009-10
Jamie McGinn 2016-17 to 2016-17

89
Darren Turcotte 1995-96 to 1995-96
Mike Comrie 2003-04 to 2006-07
Mikkel Boedker 2008-09 to 2015-16

90
Joé Juneau 2000-01 to 2000-01
Enver Lisin 2006-07 to 2006-07

91
Kris Draper 1991-92 to 1992-93
Oleg Saprykin 2005-06 to 2006-07
Kyle Turris 2007-08 to 2011-12
Alexander Burmistrov 2016-17 to 2016-17

92
Rick Tocchet 1997-98 to 1997-98

93
Petr Nedved 2005-06 to 2005-06

94
Sergei Berezin 2001-02 to 2001-02
Yanic Perreault 2006-07 to 2006-07

97
Jeremy Roenick 1996-97 to 2000-01
Jeremy Roenick 2006-07 to 2006-07
RECOGNIZED in honor of Jeremy Roenick, Feb. 11, 2012

99
Rick Dudley 1980-81 to 1980-81
RETIRED by the NHL in honor of Wayne Gretzky, Apr. 18, 1999

1979

Pick	Overall	Player	Position	Birthdate	Drafted From
1	1	Peter Marsh	RW	Dec. 21, 1956	Montreal
2	8	Lindsay Middlebrook	G	Sept. 7, 1955	NY Rangers
3	9	Bobby Hull	LW	Jan. 3, 1939	Chicago
4	16	Al Cameron	D	Oct. 21, 1955	Detroit
5	17	Dave Hoyda	LW	May 20, 1957	Philadelphia
6	24	Jim Roberts	RW	June 8, 1956	Minnesota
7	25	Lorne Stampler	LW	Aug. 9, 1951	Toronto
8	32	Mark Heaslip	RW	Dec. 26, 1951	Los Angeles
9	33	Pierre Hamel	G	Sept. 16, 1952	Toronto
10	40	Gord McTavish	C	June 3, 1954	St. Louis
11	41	Gord Smith	D	Nov. 17, 1949	Washington
12	48	Clark Hamilton	LW	Jan. 12, 1955	Detroit
13	49	Jim Cunningham	LW	Aug. 15, 1956	Philadelphia
14	56	Dennis Abgrall	RW	Apr. 24, 1956	Los Angeles
15	57	Bill Riley	RW	Sept. 20, 1950	Washington
16	64	Gene Carr	LW	Sept. 17, 1951	Atlanta
17	65	Hilliard Graves	RW	Oct. 18, 1950	Vancouver

ENTRY DRAFT SELECTIONS

1979

Rnd	Overall	Player	Position	Birthdate	Drafted From
1	19	Jimmy Mann	RW	Apr. 17, 1959	Sherbrooke (QMJHL)
2	40	Dave Christian	C	May 12, 1959	U. of North Dakota (WCHA)
3	61	Bill Whelton	D	Aug. 28, 1959	Boston U. (H.E.)
4	82	Pat Daley	LW	Mar. 27, 1959	Montreal (QMJHL)
5	103	Thomas Steen	C	June 8, 1960	Leksand (Sweden)
6	124	Tim Watters	D	July 25, 1959	Michigan Tech Univ. (WCHA)

1980

Rnd	Overall	Player	Position	Birthdate	Drafted From
1	2	Dave Babych	D	May 23, 1961	Portland (WHL)
2	23	Moe Mantha	D	Jan. 21, 1961	Toronto (OHL)
3	44	Murray Eaves	C	May 10, 1960	U. of Michigan (CCHA)
4	65	Guy Fournier	C	Jan. 30, 1962	Shawinigan (QMJHL)
5	86	Glen Ostir	D	Jan. 14, 1961	Portland (WHL)
6	107	Ron Loustel	G	Mar. 7, 1962	Saskatoon (WHL)
7	128	Brian Mullen	LW	Mar. 16, 1962	New York Westsiders (MJHL)
7	135	Mike Lauen	RW	Feb. 9, 1961	Michigan Tech Univ. (WCHA)
8	149	Sandy Beadle	LW	July 12, 1960	Northeastern Univ. (H.E.)
9	170	Edward Christian	C	Jan. 4, 1962	Warroad H.S. (Minn.)
10	191	Dave Chartier	C	Feb. 15, 1961	Brandon (WHL)

1981

Rnd	Overall	Player	Position	Birthdate	Drafted From
1	1	Dale Hawerchuk	C	Apr. 4, 1963	Cornwall (QMJHL)
2	22	Scott Arniel	C/LW	Sept. 17, 1962	Cornwall (QMJHL)
3	43	Jyrki Seppa	D	Nov. 14, 1961	Ilves (Finland)
4	64	Kirk McCaskill	C	Apr. 9, 1961	U. of Vermont (ECAC)
5	85	Marc Behrend	G	Jan. 11, 1961	U. of Wisconsin (WCHA)
6	106	Bob O'Connor	G	Apr. 2, 1961	Boston College (H.E.)
7	127	Peter Nilsson	C	June 10, 1962	Hammarby (Sweden)
8	148	Dan McFall	C	Apr. 8, 1963	Buffalo Jr. Sabres
9	169	Greg Dick	G	Mar. 2, 1962	St. Marys H.S. (Minn.)
10	190	Vladimir Kadlec	D	Jan. 3, 1962	TJ Vitkovice (Czech.)
10	211	Dave Kirwin	D	May 10, 1963	Irondale H.S. (Minn.)

1982

Rnd	Overall	Player	Position	Birthdate	Drafted From
1	12	Jim Kyte	D	Mar. 21, 1964	Cornwall (OHL)
4	74	Tom Martin	LW	May 11, 1964	Kelowna (BC Tier II)
4	75	Dave Ellett	D	Mar. 30, 1964	Ottawa (Tier II)
5	96	Tim Mishler	C	Oct. 3, 1963	E. Grand Forks H.S. (Minn.)
7	138	Derek Ray	RW	Oct. 10, 1963	Seattle Jr. B (Tier II)
8	159	Guy Gosselin	D	Jan. 6, 1964	John Marshall H.S. (Minn.)
9	180	Tom Ward	D	Jan. 16, 1964	Richfield H.S. (Minn.)
10	201	Michael Savage	LW	Apr. 8, 1964	Sudbury (OHL)
11	222	Bob Shaw	RW	Feb. 6, 1964	Penticton (BCJHL)
12	243	Jan Ericsson	C/LW	Sept. 2, 1962	AIK (Sweden)

1983

Rnd	Overall	Player	Position	Birthdate	Drafted From
1	8	Andrew McBain	RW	Jan. 18, 1965	North Bay (OHL)
1	14	Bobby Dollas	D	Jan. 31, 1965	Laval (QHL)
2	29	Brad Berry	D	Apr. 1, 1965	St. Albert Jrs. (Tier II)
3	43	Peter Taglianetti	D	Aug. 15, 1963	Providence College (H.E.)
4	69	Bob Essensa	G	Jan. 14, 1965	Henry Carr H.S. (Ont.)
5	89	Harry Armstrong	D	Jan. 30, 1965	Dubuque Jrs. (Minn.)
6	109	Joel Baillargeon	LW	Oct. 6, 1964	Hull (QHL)
7	129	Iain Duncan	LW	Oct. 6, 1964	North York (Ont.)
8	149	Ron Pessetti	D	Apr. 3, 1963	Western Michigan (CCHA)
9	169	Todd Flichel	D	Sept. 14, 1964	Gloucester Jrs. (Tier II)
10	189	Cory Wright	RW	June 10, 1965	Dubuque Jrs. (Minn.)
11	209	Eric Cormier	LW	June 10, 1964	St. Georges (Que.)
12	229	Jamie Husgen	D	Oct. 13, 1964	Des Moines

1984

Rnd	Overall	Player	Position	Birthdate	Drafted From
2	30	Peter Douris	C	Feb. 19, 1966	U. of New Hampshire (H.E.)
4	68	Chris Mills	D	May 30, 1966	Bramalea Jr. B
4	72	Sean Clement	D	Feb. 26, 1966	Brockville Jr. A
5	93	Scott Schneider	C	May 18, 1965	Colorado College (WCHA)
5	99	Brent Severyn	D	Feb. 22, 1966	Seattle (WHL)
6	114	Gary Lorden	D	Jan. 17, 1966	Bishop Hendrickson H.S.
7	135	Luciano Borsato	C	Jan. 7, 1966	Bramalea Jr. B
8	156	Brad Jones	C	June 26, 1965	U. of Michigan (CCHA)
9	177	Gord Whitaker	RW	Jan. 24, 1966	Colorado College (WCHA)
10	197	Rick Frost	LW	June 5, 1965	Melville Jr. A
11	218	Mike Warus	RW	Nov. 16, 1964	Lake Superior College (CCHA)
12	238	Jim Edmonds	G	July 8, 1965	Cornell U. (ECAC)

1985

Rnd	Overall	Player	Position	Birthdate	Drafted From
1	18	Ryan Stewart	C	June 1, 1967	Kamloops (WHL)
2	39	Roger Ohman	D	June 5, 1967	Leksand (Sweden)
3	60	Daniel Berthiaume	G	Jan. 26, 1966	Chicoutimi (QMJHL)
4	81	Fredrik Olausson	D	Oct. 5, 1966	Farjestad (Sweden)
5	102	John Borrell	RW	Mar. 23, 1967	Burnsville H.S.
6	123	Danton Cole	C	Jan. 10, 1967	Aurora Jr. A
7	144	Brent Mowery	LW	Mar. 10, 1966	Summerland
8	165	Tom Draper	G	Nov. 22, 1966	U. of Vermont (ECAC)
9	186	Nevin Kardum	C	Mar. 30, 1967	Henry Carr H.S.
10	207	Dave Quigley	G	Jan. 17, 1965	U. of Moncton
11	228	Chris Norton	D	Apr. 11, 1965	Cornell U. (ECAC)
12	249	Anssi Melametsa	C	June 21, 1961	HIFK (Finland)

1986

Rnd	Overall	Player	Position	Birthdate	Drafted From
1	8	Pat Elynuik	RW	Oct. 30, 1967	Prince Albert (WHL)
2	29	Teppo Numminen	D	July 3, 1968	Tappara (Finland)
3	50	Esa Palosaari	RW	Jan. 16, 1968	Karpat (Finland)
4	71	Hannu Jarvenpaa	RW	May 19, 1963	Karpat (Finland)
5	92	Craig Endean	LW	Apr. 13, 1968	Seattle (WHL)
6	113	Robbie Bateman	RW	Jan. 2, 1968	St. Laurent H.S.
8	155	Frank Furlan	G	Mar. 8, 1968	Sherwood Park (Alberta)
9	176	Mark Green	C	Dec. 26, 1967	New Hampton
10	197	John Blue	G	Feb. 19, 1966	U. of Minnesota (WCHA)
11	218	Matt Cote	D	Jan. 19, 1966	Lake Superior (CCHA)
12	239	Arto Blomsten	D	Mar. 16, 1965	Djurgarden (Sweden)

1987

Rnd	Overall	Player	Position	Birthdate	Drafted From
1	16	Brian Marchment	D	May 1, 1969	Belleville (OHL)
2	37	Patrik Erickson	C	Mar. 13, 1969	Brynas (Sweden)
4	79	Don McLennan	D	Oct. 4, 1968	U. of Denver (WCHA)
5	96	Ken Gernander	C	June 30, 1969	Greenway H.S.
5	100	Darrin Amundson	C	Nov. 9, 1968	Duluth East H.S.
6	121	Joe Harwell	D	Nov. 21, 1968	Murray Hill H.S.
7	142	Tod Hartje	C	Feb. 27, 1968	Harvard U. (ECAC)
8	163	Markku Kyllonen	RW	Feb. 2, 1962	Karpat (Finland)
9	184	Jim Fernholz	RW	Mar. 16, 1969	White Bear Lake H.S.
11	226	Roger Rougelot	G	July 13, 1968	Madison Jrs.
12	247	Hans Goran Elo	G	June 27, 1966	Djurgarden (Sweden)

1988

Rnd	Overall	Player	Position	Birthdate	Drafted From
1	10	Teemu Selanne	RW	July 3, 1970	Jokerit (Finland)
2	31	Russell Romaniuk	LW	June 9, 1970	St. Boniface Jr. A
3	52	Stephane Beauregard	G	Jan. 10, 1968	St-Jean (QMJHL)
4	73	Brian Hunt	C	Feb. 12, 1969	Oshawa (OHL)
5	94	Anthony Joseph	RW	Mar. 1, 1969	Oshawa (OHL)
5	101	Benoit Lebeau	LW	June 4, 1968	Merrimack College
6	115	Ronald Jones	RW	Feb. 7, 1969	Windsor (OHL)
7	127	Markus Akerblom	C	Nov. 22, 1969	Bjorkloven (Sweden)
7	136	Jukka Marttila	D	Apr. 15, 1968	Tappara (Finland)
8	157	Mark Smith	C	Oct. 13, 1969	Trinity (USS)
9	178	Mike Helber	C	June 23, 1970	Ann Arbour (USS)
10	199	Pavel Kostichkin	C	Nov. 9, 1968	CSKA (USSR)
11	220	Kevin Heise	LW	Sept. 9, 1968	Lethbridge (WHL)
12	241	Kyle Galloway	D	Nov. 10, 1969	U. of Manitoba

1989

Rnd	Overall	Player	Position	Birthdate	Drafted From
1	4	Stu Barnes	C	Dec. 25, 1970	Tri-Cities (WHL)
2	25	Dan Ratushny	D	Oct. 29, 1970	Cornell U. (ECAC)
3	46	Jason Cirone	C	Feb. 21, 1971	Cornwall (OHL)
3	62	Kris Draper	C	May 24, 1971	Canadian National
4	64	Mark Brownschidle	D	Oct. 26, 1970	Boston U. (H.E.)
4	69	Alain Roy	G	Feb. 6, 1970	Harvard U. (ECAC)
6	109	Dan Bylsma	LW	Sept. 19, 1970	Bowling Green (CCHA)
7	130	Pekka Peltola	RW	June 24, 1965	HPK (Finland)
7	131	Doug Evans	D	July 12, 1971	Michigan U. (CCHA)
8	151	Jim Solly	C	Mar. 19, 1970	Bowling Green (CCHA)
9	172	Stephane Gauvin	LW	Apr. 16, 1970	Cornell U. (ECAC)
10	193	Joe Larson	C	Aug. 17, 1970	Minnetonka (USS)
11	214	Bradley Podiak	LW	Mar. 26, 1971	Wayzata (USS)
12	235	Evgeny Davydov	RW	May 27, 1967	CSKA (USSR)
12	240	Sergei Kharin	RW	Feb. 20, 1963	Krylja Sovetov (USSR)

1990

Rnd	Overall	Player	Position	Birthdate	Drafted From
1	19	Keith Tkachuk	LW	Mar. 28, 1972	Malden Catholic (USS)
2	35	Mike Muller	D	Sept. 18, 1971	Wayzata (USS)
4	74	Roman Meluzin	RW	June 17, 1972	Zetor (Czech.)
4	75	Scott Levins	RW	Jan. 30, 1970	Tri-City (WHL)
4	77	Alexei Zhamnov	C	Oct. 1, 1970	Dynamo Moscow (USSR)
5	98	Craig Martin	RW	Jan. 21, 1971	Hull (QMJHL)
6	119	Daniel Jardeмыr	D	May 28, 1971	Uppsala (Sweden)
7	140	John Lilley	C	Aug. 3, 1972	Cushing Academy (USS)
8	161	Henrik Andersson	D	Jan. 19, 1970	Vasteras (Sweden)
9	182	Rauli Raitanen	C	Jan. 14, 1970	Assat (Finland)
10	203	Mika Alatalo	LW	June 11, 1971	Kookoo (Finland)
11	224	Sergei Selyanin	D	Oct. 20, 1966	Khimik (USSR)
12	245	Keith Morris	C	Apr. 24, 1971	Alaska-Anchorage (NCAA)

1991

Rnd	Overall	Player	Position	Birthdate	Drafted From
1	5	Aaron Ward	D	Jan. 17, 1973	Michigan Univ. (CCHA)
3	49	Dmitri Filimonov	D	Oct. 14, 1971	Dynamo Moscow (USSR)
5	91	Juha Ylonen	C	Feb. 13, 1972	Kiekko-Espoo (Finland)
5	99	Yan Kaminsky	LW	July 28, 1971	Dynamo Moscow (USSR)
6	115	Jeff Sebastian	D	Nov. 21, 1971	Seattle (WHL)
8	159	Jeff Ricciardi	D	June 22, 1971	Ottawa (OHL)
9	181	Sean Gauthier	G	Mar. 28, 1971	Kingston (OHL)
10	203	Igor Ulanov	D	Oct. 1, 1969	Khimik (USSR)
11	225	Jason Jennings	RW	Mar. 16, 1971	Western Michigan (CCHA)
12	247	Sergei Sorokin	D	Oct. 2, 1969	Dynamo Moscow (USSR)

1992

Rnd	Overall	Player	Position	Birthdate	Drafted From
1	17	Sergei Bautin	D	Mar. 11, 1967	Dynamo Moscow (CIS)
2	27	Boris Mironov	D	Mar. 21, 1972	CSKA (CIS)
3	60	Jeremy Stevenson	LW	July 28, 1974	Cornwall (OHL)
4	84	Mark Visheau	D	June 27, 1973	London (OHL)
6	132	Alexander Alexeyev	D	Mar. 21, 1974	Sokol (CIS)
7	155	Artur Oktyabrev	D	Nov. 26, 1973	CSKA (CIS)
7	156	Andrei Raisky	C	Mar. 30, 1970	Torpedo Ust-Kamenogorsk (CIS)
9	204	Nikolai Khabibulin	G	Jan. 13, 1973	CSKA (CIS)
10	228	Yevgeny Garanin	C	Aug. 3, 1973	Khimik (CIS)
10	229	Teemu Numminen	C	Dec. 23, 1973	Stoneham (USS)
11	252	Andrei Karpovtsev	LW	Feb. 25, 1974	Dynamo-2 Moscow (CIS)
11	254	Ivan Vologzhaninov	RW	Apr. 7, 1974	Sokol (CIS)

1993

Rnd	Overall	Player	Position	Birthdate	Drafted From
1	15	Mats Lindgren	C	Oct. 1, 1974	Skelleftea (Sweden)
2	31	Scott Langkow	G	Apr. 21, 1975	Portland (WHL)
2	43	Alexei Budayev	C	Apr. 24, 1975	Kristall Elektrostal (CIS)
4	79	Ruslan Batyrshin	D	Feb. 19, 1975	Dynamo-2 Moscow (CIS)
4	93	Ravil Gusmanov	RW	July 25, 1972	Traktor (CIS)
5	119	Larry Courville	LW	Apr. 2, 1975	Newmarket (OHL)
6	145	Michal Grosek	LW	June 1, 1975	ZPS Zlin (Czech Republic)
7	171	Martin Woods	D	May 14, 1975	Victoriaville (QMJHL)
8	197	Adrian Murray	D	Sept. 14, 1975	Newmarket (OHL)
9	217	Vladimir Potapov	RW	June 21, 1975	Kristall Elektrostal (CIS)
9	223	Ilya Stashenkov	D	Aug. 26, 1974	Krylja Sovetov (CIS)
9	228	Harijs Vitolinsh	C	Apr. 30, 1968	Chur (Switzerland)
11	285	Russ Hewson	LW	Jan. 12, 1975	Swift Current (WHL)

1994

Rnd	Overall	Player	Position	Birthdate	Drafted From
2	30	Deron Quint	D	Mar. 24, 1976	Seattle (WHL)
3	56	Dorian Anneck	C	Apr. 24, 1976	Victoria (WHL)
3	58	Tavis Hansen	C	June 17, 1975	Tacoma (WHL)
4	82	Steve Cheredaryk	D	Nov. 20, 1975	Medicine Hat (WHL)
5	108	Craig Mills	RW	Aug. 27, 1976	Belleville (OHL)
6	143	Steve Vezina	G	Oct. 25, 1975	Beauport (QMJHL)
6	146	Chris Kibermanis	D	Mar. 24, 1976	Red Deer (WHL)
8	186	Ramil Saifullin	C	Apr. 8, 1976	Avangard (CIS)
9	212	Henrik Smangs	G	Jan. 19, 1976	Leksand (Sweden)
10	238	Mike Mader	D	Nov. 7, 1975	Loomis (USS)
11	264	Jason Issel	LW	Mar. 1, 1976	Prince Albert (WHL)

1995

Rnd	Overall	Player	Position	Birthdate	Drafted From
1	7	Shane Doan	RW	Oct. 10, 1976	Kamloops (WHL)
2	32	Marc Chouinard	C	May 6, 1977	Beauport (QMJHL)
2	34	Jason Doig	D	Jan. 29, 1977	Laval (QMJHL)
3	67	Brad Isbister	RW	May 7, 1977	Portland (WHL)
4	84	Justin Kurtz	D	Jan. 14, 1977	Brandon (WHL)
5	121	Brian Elder	G	June 8, 1976	Brandon (WHL)
6	136	Sylvain Daigle	G	Oct. 20, 1976	Shawinigan (QMJHL)
7	162	Paul Traynor	D	Sept. 14, 1977	Kitchener (OHL)
8	188	Jaroslav Obsut	D	Sept. 3, 1976	N. Battleford (SJHL)
8	189	Fredrik Loven	C	Mar. 14, 1977	Djurgarden (Sweden)
9	214	Rob DeCiantis	C	June 11, 1977	Kitchener (OHL)

1996

Rnd	Overall	Player	Position	Birthdate	Drafted From
1	11	Dan Focht	D	Dec. 31, 1977	Tri-City (WHL)
1	24	Daniel Briere	C	Oct. 6, 1977	Drummondville (QMJHL)
3	62	Per-Anton Lundstrom	D	Sept. 29, 1977	Mo Do (Sweden)
5	119	Richard Lintner	D	Nov. 15, 1977	Trencin Jr. (Slovakia Jrs.)
6	139	Robert Esche	G	Jan. 22, 1978	Detroit (OHL)
7	174	Trevor Letowski	C	Apr. 5, 1977	Sarnia (OHL)
8	200	Nicholas Lent	RW	June 10, 1977	Omaha Jr. A (USHL)
9	226	Marc-Etienne Hubert	C	Apr. 20, 1978	Laval (QMJHL)

1997

Rnd	Overall	Player	Position	Birthdate	Drafted From
2	43	Juha Gustafsson	D	Apr. 26, 1979	Keikko-Espoo (Finland)
4	96	Scott McCallum	D	Feb. 15, 1979	Tri-City (WHL)
5	123	Curtis Suter	D	Aug. 5, 1979	Spokane (WHL)
6	151	Robert Francz	LW	Mar. 30, 1978	Peterborough (OHL)
8	207	Alex Andreyev	D	Sept. 14, 1979	Weyburn (SJHL)
9	233	Wyatt Smith	C	Feb. 13, 1977	U. of Minnesota (WCHA)

1998

Rnd	Overall	Player	Position	Birthdate	Drafted From
1	14	Patrick DesRochers	G	Oct. 27, 1979	Sarnia (OHL)
2	43	Ossi Vaananen	D	Aug. 8, 1980	Jokerit Jr. (Finland Jr.)
3	73	Pat O' Leary	C	Sept. 2, 1979	Armstrong HS (USHSW)
4	100	Ryan Vanbuskirk	D	Jan. 12, 1980	Sarnia (OHL)
5	115	Jay Leach	D	Sept. 2, 1979	Providence College (H.E.)
5	116	Josh Blackburn	G	Nov. 13, 1978	Lincoln (USHL Jr. A)
5	129	Robert Schnabel	D	Nov. 10, 1978	Red Deer (WHL)
6	160	Rickard Wallin	C	Apr. 19, 1980	Farjestad Jr. (Swe. Jr.)
7	187	Erik Westrum	C	July 26, 1979	Minnesota (WCHA)
8	214	Justin Hansen	RW	June 11, 1980	Moose Jaw (WHL)

1999

Rnd	Overall	Player	Position	Birthdate	Drafted From
1	15	Scott Kelman	C	May 7, 1981	Seattle (WHL)
1	19	Kirill Safronov	D	Feb. 26, 1981	St. Petersburg (Russian Sr.)
2	53	Brad Ralph	LW	Oct. 17, 1980	Oshawa (OHL)
3	71	Jason Jaspers	C	Apr. 8, 1981	Sudbury (OHL)
4	116	Ryan Lauzon	C	Oct. 8, 1980	Hull (QMJHL)
4	123	Preston Mizzi	C	Dec. 22, 1980	Peterborough (OHL)
6	168	Erik Lewerstrom	D	May 28, 1980	Grums (Sweden)
8	234	Goran Bezina	D	Mar. 21, 1980	HC Fribourg-Gotteron (Swiss)
9	262	Alexei Litvinenko	D	Mar. 7, 1980	Torpedo (Kzak)

2000

Rnd	Overall	Player	Position	Birthdate	Drafted From
1	19	Krystofer Kolanos	C	July 27, 1981	Boston College (H.E.)
2	53	Alexander Tatarinov	RW	Apr. 14, 1982	Yaroslavl 2 (Russia)
3	85	Ramzi Abid	LW	Mar. 24, 1980	Halifax (QMJHL)
5	160	Nate Kiser	D	May 4, 1982	Plymouth (OHL)
6	186	Brent Gauvreau	C	June 29, 1980	Oshawa (OHL)
7	217	Igor Samoilov	D	Jan. 23, 1982	Yaroslavl (Russia)
8	249	Sami Venalainen	RW	Oct. 14, 1981	Tappara Jr. (Finland)
9	281	Peter Fabus	C	July 15, 1979	Dukla Trencin (Slovakia)

2001

Rnd	Overall	Player	Position	Birthdate	Drafted From
1	11	Fredrik Sjostrom	RW	May 6, 1983	Frolunda (Sweden)
2	31	Matthew Spiller	D	Feb. 7, 1983	Seattle (WHL)
2	45	Martin Podlesak	C	Sept. 26, 1982	Lethbridge (WHL)
3	78	Beat Forster	D	Feb. 2, 1983	Davos (Swiss)
5	148	David Klema	C	Apr. 3, 1982	Des Moines (USHL)
6	180	Scott Polaski	RW	Aug. 4, 1982	Sioux City (USHL)
7	210	Steve Belanger	G	May 20, 1983	Kamloops (WHL)
8	243	Frantisek Lukes	LW	Sept. 25, 1982	Toronto (OHL)
9	273	Severin Blindenbacher	D	Mar. 15, 1983	Kloten (Swiss)

2002

Rnd	Overall	Player	Position	Birthdate	Drafted From
1	19	Jakub Koreis	C	June 26, 1984	Plezen (CZE)
1	23	Ben Eager	LW	Jan. 22, 1984	Oshawa (OHL)
2	46	David LeNeveu	G	May 23, 1983	Cornell University (ECAC)
3	70	Joe Callahan	D	Dec. 20, 1982	Yale University (ECAC)
3	80	Matt Jones	D	Aug. 8, 1983	North Dakota (WCHA)
4	97	Lance Monych	RW	July 25, 1984	Brandon (WHL)
5	132	John Zeiler	RW	Nov. 21, 1982	Sioux City (USHL)
6	186	Jeff Pietrasiak	G	Apr. 5, 1983	Berkshire (USHSE)
7	216	Ladislav Kouba	LW	Sept. 10, 1983	Red Deer (WHL)
8	249	Marcus Smith	D	Jan. 14, 1983	Kitchener (OHL)
9	280	Russell Spence	C	Jan. 1, 1982	Opaskwayak (OCN) (MJHL)

2003

Rnd	Overall	Player	Position	Birthdate	Drafted From
3	77	Tyler Redenbach	C/LW	Sept. 25, 1984	Swift Current (WHL)
3	80	Dmitri Pestunov	C	Jan. 22, 1985	Magnitogorsk (Russia)
4	115	Liam Lindstrom	C	Jan. 12, 1985	Mora (Sweden)
6	178	Ryan Gibbons	RW	Jan. 1, 1985	Seattle (WHL)
7	208	Randall Gelech	C/RW	Feb. 2, 1984	Kelowna (WHL)
8	242	Eduard Lewandowski	LW	May 3, 1980	Koln (Germany)
9	272	Sean Sullivan	D	Mar. 29, 1984	St. Sebastian's (USHSE)
9	290	Loic Burkhalter	C	Feb. 11, 1980	Ambri (Swiss)

2004

Rnd	Overall	Player	Position	Birthdate	Drafted From
1	5	Blake Wheeler	RW	Aug. 31, 1986	Breck (USHSW)
2	35	Logan Stephenson	D	Feb. 19, 1986	Tri-City (WHL)
2	50	Enver Lisin	RW	Apr. 22, 1986	Saratov (Russia)
4	103	Roman Tomanek	RW	Jan. 28, 1986	Povazka Bystrica (Slovakia)
4	119	Kevin Porter	C/LW	Mar. 12, 1986	US National Under-18 (USA)
6	168	Kevin Cormier	LW	Jan. 27, 1986	Moncton Jr A (MJAHL)
7	199	Chad Kolarik	C	Jan. 26, 1986	US National Under-18 (USA)
8	240	Aaron Gagnon	C	Apr. 24, 1986	Seattle (WHL)
9	261	William Engasser	LW	Sept. 25, 1985	Blake (USHSW)
9	265	Daniel Winnik	C/LW	Mar. 6, 1985	New Hampshire (H.E.)

2005

Rnd	Overall	Player	Position	Birthdate	Drafted From
1	17	Martin Hanzal	C	Feb. 20, 1987	Budejovice Jr. (Czech Rep.)
2	59	Pier-Olivier Pelletier	G	Apr. 8, 1987	Drummondville (QMJHL)
4	105	Keith Yandle	D	Sept. 9, 1986	Cushing Academy (USHSE)
5	148	Anton Krysanov	C	Mar. 25, 1987	Togliatti (Russia)
7	212	Pat Brosnihan	RW	Aug. 20, 1986	Worcester Academy (USHSE)

2006

Rnd	Overall	Player	Position	Birthdate	Drafted From
1	8	Peter Mueller	C	Apr. 14, 1988	Everett (WHL)
1	29	Chris Summers	D	Feb. 5, 1988	US National Under-18 (USA)
3	88	Jonas Ahnelov	D	Dec. 11, 1987	Frolunda (Sweden)
5	130	Brett Bennett	G	Mar. 8, 1988	US National Under-18 (USA)
5	131	Martin Latal	RW	Mar. 17, 1988	Kladno (Czech Rep.)
5	152	Jordan Bendfeld	D	Feb. 9, 1988	Medicine Hat (WHL)
7	188	Chris Frank	D	Jan. 8, 1986	Western Michigan (CCHA)
7	196	Benn Ferriero	C/RW	Apr. 29, 1987	Boston College (H-East)

2007

Rnd	Overall	Player	Position	Birthdate	Drafted From
1	3	Kyle Turris	C	Aug. 14, 1989	Burnaby (BCHL)
1	30	Nick Ross	D	Feb. 10, 1989	Regina (WHL)
2	32	Brett MacLean	LW	Dec. 24, 1988	Oshawa (OHL)
2	36	Joel Gistedt	G	Dec. 7, 1987	Uddevalla (Sweden)
4	103	Vladimir Ruzicka	C	Feb. 17, 1989	Slavia (Czech Republic)
5	123	Maxim Goncharov	D	June 15, 1989	CSKA 2 (Russia)
6	153	Scott Darling	G	Dec. 22, 1988	Capital Dist. (EJHL)

2008

Rnd	Overall	Player	Position	Birthdate	Drafted From
1	8	Mikkel Boedker	RW	Dec. 16, 1989	Kitchener (OHL)
1	28	Viktor Tikhonov	RW	May 12, 1988	Cherepovets (Russia)
2	49	Jared Staal	RW	Aug. 21, 1990	Sudbury (OHL)
3	69	Michael Stone	D	June 7, 1990	Calgary (WHL)
3	76	Mathieu Brodeur	D	June 21, 1990	Cape Breton (QMJHL)
4	99	Colin Long	C	June 19, 1989	Kelowna (WHL)
6	159	Brett Hextall	RW	Apr. 2, 1988	Penticton (BCHL)
7	189	Tim Billingsley	D	Jan. 17, 1990	Mississauga St. Michael's (OHL)

2009

Rnd	Overall	Player	Position	Birthdate	Drafted From
1	6	Oliver Ekman-Larsson	D	July 17, 1991	Leksand (Sweden-2)
2	36	Chris Brown	RW	Feb. 3, 1991	U.S. Under-18 (NTDP)
3	91	Michael Lee	G	Oct. 5, 1990	Fargo (USHL)
4	97	Jordan Szwarz	RW	May 14, 1991	Saginaw (OHL)
4	105	Justin Weller	D	July 26, 1991	Red Deer (WHL)
6	157	Evan Bloodoff	LW	Nov. 21, 1990	Kelowna (WHL)

2010

Rnd	Overall	Player	Position	Birthdate	Drafted From
1	13	Brandon Gormley	D	Feb. 18, 1992	Moncton (QMJHL)
1	27	Mark Visentin	G	Aug. 7, 1992	Niagara (OHL)
2	52	Philip Lane	RW	May 29, 1992	Brampton (OHL)
2	57	Oscar Lindberg	C	Oct. 29, 1991	Skelleftea (Sweden)
5	138	Louis Domingue	G	Mar. 6, 1992	Quebec (QMJHL)

2011

Rnd	Overall	Player	Position	Birthdate	Drafted From
1	20	Connor Murphy	D	Mar. 26, 1993	U.S. NTDP (USHL)
2	51	Alexander Ruuttu	C	Dec. 9, 1992	Jokerit (SM-liiga)
2	56	Lucas Lessio	LW	Jan. 23, 1993	Oshawa (OHL)
3	84	Harrison Ruopp	D	Mar. 17, 1993	Prince Albert (WHL)
4	111	Kale Kessy	LW	Dec. 4, 1992	Medicine Hat (WHL)
5	141	Darian Dziurzynski	LW	Mar. 30, 1992	Saskatoon (WHL)
6	155	Andrew Fritsch	RW	Mar. 24, 1993	Owen Sound (OHL)
7	196	Zac Larraza	LW	Feb. 25, 1993	U.S. NTDP (USHL)

2012

Rnd	Overall	Player	Position	Birthdate	Drafted From
1	27	Henrik Samuelsson	RW	Feb. 7, 1994	Edmonton (WHL)
2	58	Jordan Martinook	C	July 25, 1992	Vancouver (WHL)
3	88	James Melindy	D	Dec. 11, 1993	Moncton (QMJHL)
4	102	Rhett Holland	D	Sept. 25, 1993	Okotoks (AJHL)
5	148	Niklas Tikkinen	D	June 1, 1994	Espoo (FIN)
6	178	Hunter Fejes	LW	May 31, 1994	Shattuck St. Mary's (MN-HS)
7	184	Marek Langhamer	G	July 22, 1994	HC Pardubice (Czech)
7	208	Justin Hache	D	Jan. 10, 1994	Shawinigan (QMJHL)

2013

Rnd	Overall	Player	Position	Birthdate	Drafted From
1	12	Max Domi	C	Mar. 2, 1995	London (OHL)
2	39	Laurent Dauphin	C	Mar. 27, 1995	Chicoutimi (QMJHL)
3	62	Yan-Pavel Laplante	C	Apr. 23, 1995	Prince Edward (QMJHL)
5	133	Connor Clifton	D	Apr. 28, 1995	USA U-18 (USHL)
6	163	Brendan Burke	G	Mar. 11, 1995	Portland (WHL)
7	193	Jedd Soleway	RW	May 12, 1994	Penticton (BCHL)

2014

Rnd	Overall	Player	Position	Birthdate	Drafted From
1	12	Brendan Perlini	LW	Apr. 27, 1996	Niagara (OHL)
2	43	Ryan MacInnis	C	Feb. 14, 1996	Kitchener (OHL)
2	58	Christian Dvorak	LW	Feb. 2, 1996	London (OHL)
3	87	Anton Karlsson	RW	Aug. 3, 1996	Frolunda Jr. (Sweden)
4	117	Michael Bunting	LW	Sept. 17, 1995	Sault Ste. Marie (OHL)
5	133	Dysin Mayo	D	Aug. 17, 1996	Edmonton (WHL)
6	163	David Westlund	D	Feb. 5, 1995	Brynas Jr. (Sweden)
7	191	Jared Fiegl	LW	Jan. 23, 1996	USA U18 (USDP)
7	193	Edgars Kulda	LW	Nov. 13, 1994	Edmonton (WHL)

2015

Rnd	Overall	Player	Position	Birthdate	Drafted From
1	3	Dylan Strome	C	Mar. 7, 1997	Erie (OHL)
1	30	Nick Merkley	RW	May 23, 1997	Kelowna (WHL)
2	32	Christian Fischer	RW	Apr. 15, 1997	USA U-18 (USHL)
3	63	Kyle Capobianco	D	Aug. 13, 1997	Sudbury (OHL)
3	76	Adin Hill	G	May 11, 1996	Portland (WHL)
3	81	Brendan Warren	LW	May 7, 1997	USA U-18 (USHL)
3	83	Jens Looke	RW	Apr. 11, 1997	Brynas (Sweden)
5	123	Conor Garland	RW	Mar. 11, 1996	Moncton (QMJHL)
7	183	Erik Kallgren	G	Oct. 14, 1996	Linkoping Jr. (Sweden Jr.)

2016

Rnd	Overall	Player	Position	Birthdate	Drafted From
1	7	Clayton Keller	C	July 29, 1998	USA U18 (USDP)
1	16	Jakob Chychrun	D	Mar. 31, 1998	Sarnia (OHL)
3	68	Cam Dineen	D	Jun. 19, 1998	North Bay (OHL)
6	158	Patrick Kudla	D	Apr. 2, 1996	Oakville (OJHL)
7	188	Dean Stewart	D	Jun. 12, 1998	Portage (MJHL)

2017

Rnd	Overall	Player	Position	Birthdate	Drafted From
1	23	Pierre-Olivier Joseph	D	July 1, 1999	Charlottetown (QMJHL)
2	44	Filip Westerlund	D	Apr. 17, 1999	Frolunda HC (SHL)
3	69	MacKenzie Entwistle	C	July 14, 1999	Hamilton (OHL)
3	75	Nate Schnarr	C	June 15, 1999	Guelph (OHL)
3	82	Cameron Crotty	D	May 5, 1999	Brockville (CCHL)
4	108	Noel Hoefenmayer	D	Jan. 6, 1999	Ottawa (OHL)
5	126	Michael Karow	D	Dec. 18, 1998	Youngstown (USHL)
5	128	Tyler Steenbergen	C	Jan. 7, 1998	Swift Current (WHL)
7	190	Erik Walli Waltherholm	RW	Feb. 27, 1999	Djurgardens (SuperElit)

2018

Rnd	Overall	Player	Position	Birthdate	Drafted From
1	5	Barrett Hayton	C	June 9, 2000	Sault Ste. Marie (OHL)
2	55	Kevin Bahl	D	June 27, 2000	Ottawa (OHL)
3	65	Jan Jenik	LW	Sept. 15, 2000	Liberec (Czech)
3	73	Ty Emberson	D	May 24, 2000	USNTDP (USHL)
4	114	Ivan Prosvetov	G	Mar. 5, 1999	Minnesota (NAHL)
5	142	Michael Callahan	D	Sept. 23, 1999	Youngstown (USHL)
5	145	Dennis Busby	D	Jan. 6, 2000	Flint (OHL)
6	158	David Tendeck	G	Nov. 25, 1999	Vancouver (WHL)
7	189	Liam Kirk	C	Jan. 3, 2000	Sheffield (EIHL)

1979

June 5 Morris Lukowich reclaimed by Pittsburgh prior to the Expansion Draft.
 June 9 Morris Lukowich claimed as a priority selection.
 June 9 Barry Long reclaimed by Detroit prior to the Expansion Draft.
 June 9 Scott Campbell reclaimed by St. Louis from Winnipeg prior to the Expansion Draft.
 June 9 Scott Campbell claimed as priority selection by Winnipeg.
 June 9 Bobby Hull reclaimed by Chicago prior to the Expansion Draft.
 June 13 17 players claimed in the NHL Expansion Draft: Peter Marsh (Montreal), Lindsay Middlebrook (NY Rangers), Bobby Hull (Chicago), Al Cameron (Detroit), Dave Hoyda (Philadelphia), Jim Roberts (Minnesota), Lorne Stamler (Toronto), Mark Heaslip (Los Angeles), Pierre Hamel (Toronto), Gord McTavish (St. Louis), Gord Smith (Washington), Clark Hamilton (Detroit), Jim Cunningham (Philadelphia), Dennis Abgrall (Los Angeles), Bill Riley (Washington), Gene Carr (Atlanta), and Hilliard Graves (Vancouver).
 June 28 Barry Melrose acquired from Quebec for Jamie Hislop and Barry Legge.
 July 25 Wayne Dillion acquired from NY Rangers for future considerations.
 Oct. 4 Ron Wilson acquired from Montreal for cash.

1980

Feb. 27 Kris Manery claimed on waivers from Vancouver.
 Feb. 27 Bobby Hull traded to Hartford for future considerations.
 May 22 Doug Smal signed as a free agent.
 May 26 Barry Legge acquired from Quebec for cash.
 June 19 Rick Bowness acquired from St. Louis for Craig Norwich.
 Sept. 26 Norm Dupont acquired from Montreal for a 2nd round draft choice (David Maley) in 1982.
 Oct. 8 Danny Geoffrion acquired from Quebec for cash.
 Oct. 31 Barry Long acquired from Detroit for cash.
 Nov. 30 Barry Melrose claimed on waivers by Toronto.
 Dec. 1 Doug Lecuyer and Tim Trimper acquired from Chicago for Peter Marsh.
 Dec. 2 Richard Mulhern traded to Toronto for cash.

1981

Jan. 12 Rick Dudley claimed on waivers from Buffalo.
 Feb. 10 Michel Dion acquired from Quebec for cash.
 July 2 Bryan Maxwell, Ed Staniowski and Paul MacLean acquired from St. Louis for Scott Campbell and John Markell.
 July 15 Lucien DeBlois acquired from Colorado for Brent Ashton and a 3rd round draft choice (Dave Kasper) in 1982.
 July 31 Lindsay Middlebrook traded to Minnesota for cash.
 Sept. 8 Doug Soetaert acquired from NY Rangers for a 3rd draft round choice (Vesa Salo) in 1983.
 Oct. 5 Serge Savard claimed from Montreal in Waiver Draft.
 Oct. 5 Craig Levie claimed from Montreal in Waiver Draft.

1982

May 5 Brian Hayward signed as a free agent.
 Oct. 4 Doug Lecuyer claimed by Pittsburgh in Waiver Draft.

1983

Mar. 7 Laurie Boschman acquired from Edmonton for Willy Lindstrom.
 June 8 Dave Christian traded to Washington for 1st round draft choice (Bobby Dollas) in 1983.
 July 4 Norm Dupont traded to Hartford for 4th round draft choice (Chris Mills) in 1984.
 Aug. 3 Tim Young acquired from Minnesota for Craig Levie and the rights to Tom Ward.
 Nov. 4 Robert Picard acquired from Montreal for 3rd round draft choice (Patrick Roy) in 1984.
 Nov. 10 Mike Veisor acquired from Hartford for Ed Staniowski.

1984

Jan. 12 Jordy Douglas acquired from Minnesota for Tim Trimper.
 Feb. 6 Jimmy Mann traded to Quebec for 5th round draft choice (Brent Severyn) in 1984.
 Mar. 5 Randy Carlyle acquired from Pittsburgh for 1st round draft choice (Doug Bodger) in 1984 and future considerations (Moe Mantha).
 May 1 Moe Mantha traded to Pittsburgh as future considerations in previous trade (Mar. 5, 1984).
 June 13 Perry Turnbull acquired from Montreal for Lucien DeBlois.
 Oct. 9 Mark Holden acquired from Montreal for Doug Soetaert.
 Oct. 16 Tim Young traded to Philadelphia for future considerations.

1985

Feb. 4 Jim Nill acquired from Boston for Morris Lukowich.
 Sept. 27 Eldon Reddick signed as a free agent.

Nov. 21 Ray Neufeld acquired from Hartford for Dave Babych.
 Nov. 27 Mario Marois acquired from Quebec for Robert Picard.

1986

Jan. 31 Bill Derlago acquired from Boston for Wade Campbell.
 June 21 Gilles Hamel acquired from Buffalo for Scott Arniel.
 July 3 Murray Eaves traded to Edmonton for future considerations.
 Aug. 19 Steve Penney and the rights to Jan Ingman acquired from Montreal for Brian Hayward.

1987

Jan. 5 Bill Derlago traded to Quebec 4th round draft choice (Mark Brownschilde) in 1989.
 Jan. 8 Steve Rooney acquired from Montreal for 3rd round draft choice (Francois Gravel) in 1987.
 June 5 Perry Turnbull traded to St. Louis for 5th round draft choice (Ken Gernander) in 1987.
 June 8 Brian Mullen traded to NY Rangers with 10th round draft choice (Brett Barnett) in 1987 for 5th round choice (Benoit Lebeau) in 1988 and 3rd round draft choice (Denny Felsner) in 1989.
 July 16 Guy Larose signed as a free agent.
 Dec. 16 Paul Boutilier acquired from NY Rangers for future considerations.
 Dec. 17 Stu Kulak acquired from Quebec for Bobby Dollas.

1988

Jan. 11 Mark Kumpel acquired from Detroit for Jim Nill.
 Jan. 14 Alfie Turcotte acquired from Montreal for future considerations.
 June 13 Brent Ashton acquired from Detroit for Paul MacLean.
 July 15 Steve Fletcher signed as a free agent.
 July 19 Alain Chevrier acquired from New Jersey with 7th round draft choice (Doug Evans) in 1989 for Steve Rooney and 3rd round draft choice (Brad Bombardir) in 1990.
 July 29 Joel Baillargeon traded to Quebec for future considerations.
 Sept. 29 Peter Douris traded to St. Louis for 12th round draft choice (Sergei Kharin) in 1989, 4th round draft choice (Scott Levins) in 1990 and Kent Carlson.
 Oct. 3 Dave Hunter claimed from Edmonton in Waiver Draft.
 Nov. 25 Paul Fenton acquired from Los Angeles for Gilles Hamel.
 Dec. 6 Gord Donnelly acquired from Quebec for Mario Marois.
 Dec. 12 Steve Fletcher traded to Philadelphia for future considerations.
 Dec. 30 Moe Lemay acquired from Boston for Ray Neufeld.

1989

Jan. 14 Dave Hunter claimed on waivers by Edmonton.
 Jan. 19 Alain Chevrier traded to Chicago for 4th round draft choice (Allain Roy) in 1989.
 June 17 Randy Cunneynworth, Rick Tabaracci and Dave McLlwin acquired from Pittsburgh for Jim Kyte, Andrew McBain and Randy Gilhen.
 June 17 Greg Paslawski and 3rd round draft choice (Kris Draper) in 1989 acquired from St. Louis for 3rd round draft choice (Denny Felsner) in 1989 and 2nd round draft choice (Steve Staios) in 1991.
 July 21 Shawn Cronin acquired from Philadelphia for future considerations.
 Sept. 28 Eldon Reddick traded to Edmonton for future considerations.
 Nov. 30 Phil Sykes acquired from Los Angeles for Brad Jones.
 Dec. 13 Paul MacDermid acquired from Hartford for Randy Cunneynworth.

1990

Jan. 22 Doug Evans acquired from St. Louis for Ron Wilson.
 Jan. 22 Daniel Berthiaume traded to Minnesota for future considerations.
 June 9 Phil Housley, Scott Arniel, Jeff Parker and 1st round draft choice (Keith Tkachuk) in 1990 acquired from Buffalo for Dale Hawerchuk and 1st round draft choice (Brad May) in 1990.
 July 10 Simon Wheeldon acquired from NY Rangers for Brian McReynolds.
 Sept. 6 Laurie Boschman traded to New Jersey for Bob Brooke.
 Sept. 6 Craig Duncanson acquired from Minnesota for Brian Hunt.
 Sept. 30 Peter Taglianetti traded to Minnesota for future considerations.
 Nov. 7 Don Barber acquired from Minnesota for Doug Smal.
 Nov. 10 Eddie Olczyk and Mark Osborne acquired from Toronto for Dave Ellett and Paul Fenton.
 Dec. 14 Mike Eagles acquired from Chicago for 4th round draft choice (Igor Kravchuk) in 1991.

1991

Jan. 22 Rudy Poeschek acquired from NY Rangers for Guy Larose.
 Feb. 4 Greg Paslawski traded to Buffalo for future considerations.
 Feb. 28 Tom Draper traded to St. Louis for future considerations (Jim Vesey).
 May 21 Bob Joyce, Kent Paynter and Tyler Larter acquired from Washington for Brent Hughes, Craig Duncanson and Simon Wheeldon.
 May 24 Jim Vesey acquired from St. Louis as future considerations in previous trade (Feb. 28, 1991).

1991

- May 24 Tom Draper acquired from St. Louis for future considerations.
- May 30 Tyler Larter claimed by Minnesota in Expansion Draft.
- May 31 Rob Murray and future considerations acquired from Minnesota for 7th round draft choice (Geoff Finch) in 1991 and future considerations.
- June 20 Jim Vesey traded to Boston for future considerations.
- June 22 Tom Draper traded to Buffalo for 7th round draft choice (Artur Oktyabrev) in 1992.
- July 16 Troy Murray and Warren Rychel acquired from Chicago for Bryan Marchment and Chris Norton.
- Oct. 11 Dean Kennedy, Mike Hartman and Darrin Shannon acquired from Buffalo for Dave McLlwain, Gord Donnelly, 5th round draft choice (Yuri Khmylev) in 1992 and future considerations.
- Oct. 15 Tony Joseph traded to Minnesota for Tyler Larter.
- Oct. 22 Sergei Kharin traded to Quebec for Shawn Anderson.
- Oct. 23 Shawn Anderson traded to Washington for future considerations.
- Oct. 29 Petri Skriko acquired from Boston for Brent Ashton.
- Nov. 12 Don Barber claimed on waivers by Quebec.
- Nov. 22 Scott Arniel traded to Boston for future considerations.
- Nov. 26 Mario Marois acquired from St. Louis for future considerations.
- Dec. 30 Tony Joseph and future considerations acquired from Minnesota for Warren Rychel.

1992

- Jan. 10 Aaron Broten signed as a free agent.
- Feb. 27 Moe Mantha traded to Philadelphia for future considerations.
- Mar. 2 Mike Lalor acquired from Washington for Paul MacDermid.
- Mar. 10 Lucien DeBlois acquired from Toronto for Mark Osborne.
- June 10 Daniel Berthiaume acquired from Boston for Doug Evans.
- June 15 Christian Ruuttu acquired from Buffalo for Stephane Beauregard.
- June 18 Mike Hartman claimed by Tampa Bay in Expansion Draft.
- June 19 Danton Cole traded to Tampa Bay for future considerations.
- Aug. 6 Alan Kerr signed as a free agent.
- Aug. 10 Stephane Beauregard acquired from Chicago for Christian Ruuttu.
- Aug. 25 Shawn Cronin traded to Quebec for Dan Lambert.
- Oct. 1 Stephane Beauregard traded to Philadelphia for future considerations.
- Oct. 1 John Druce and 4th round draft choice (John Jakopin) in 1993 acquired from Washington for Pat Elynuik.
- Nov. 14 Andy Brickley signed as a free agent.
- Dec. 28 Tie Domi and Kris King acquired from NY Rangers for Eddie Olczyk.

1993

- Feb. 20 Mark Osiecki claimed on waivers from Ottawa.
- Feb. 21 Troy Murray traded to Chicago for Steve Bancroft and future considerations.
- Mar. 15 Rights to Dimitri Filimonov traded to Ottawa for 4th round draft choice (Ruslan Batyrshin) in 1993.
- Mar. 20 Mark Osiecki and 10th round draft choice (Bill Lang) in 1993 traded to Minnesota for 9th round draft choice (Vladimir Potatov) in 1993.
- Mar. 22 Dan Ratushny traded to Vancouver for 9th round draft choice (Harijs Vitolinsh) in 1993.
- Mar. 22 Jim Hrivnak and 2nd round draft choice (Alexei Budayev) in 1993 acquired from Washington for Rick Tabaracci.
- June 11 Paul Ysebaert acquired from Detroit for Aaron Ward, 4th round draft choice (John Jakopin) in 1993 and future considerations (Alan Kerr).
- June 11 Stephane Beauregard acquired from Philadelphia for future considerations.
- June 18 Alan Kerr traded to Detroit as future considerations in previous trade (June 11, 1993).
- June 24 Scott Levins and Steve Bancroft claimed by Florida in Expansion Draft.
- June 30 Kris Draper traded to Detroit for future considerations.
- July 8 Darryl Shannon signed as a free agent.
- July 29 Jim Hrivnak traded to St.Louis for 6th round draft choice (Chris Kibermanis) in 1994 and future considerations.
- Aug. 3 Dave Tomlinson acquired from Florida for Jason Cirone.
- Aug.12 Kevin McClelland acquired from Toronto for cash.
- Sept. 24 Nelson Emerson and Stephane Quintal acquired from St. Louis for Phil Housley.
- Sept. 30 Evgeny Davydov traded to Florida for 4th round draft choice (Adam Copeland) in 1994.
- Sept. 30 Brent Severyn acquired from New Jersey for 6th round draft choice (Ryan Smart) in 1994.
- Oct. 3 Brent Severyn traded to Florida for Milan Tichy.
- Nov. 26 Randy Gilhen and 6th round draft choice (Chris Kibermanis) in 1994 acquired from Florida for Stu Barnes.
- Dec. 5 Fredrik Olausson and a 7th round draft choice (Curtis Sheptak) in 1994 traded to Edmonton for a 3rd round draft choice (Tavis Hansen) in 1994.
- Dec. 9 Craig Fisher acquired from Edmonton for cash.

1994

- Feb. 1 Wayne McBean acquired from NY Islanders for Yan Kaminsky.
- Mar. 8 Tim Cheveldae and Dallas Drake acquired from Detroit for Bob Essensa and Sergei Bautin.
- Mar. 15 Dave Manson and 6th round draft choice (Chris Kibermanis) in 1994 acquired from Edmonton for Boris Mironov, Mats Lindgren, 1st round draft choice (Jason Bonsignore) and 4th round draft choice (Adam Copeland) in 1994.
- Mar. 21 Paul Ysebaert traded to Chicago for 3rd round draft choice (Kevin McKay) in 1995.
- May 25 Sheldon Kennedy acquired from Detroit for 3rd round draft choice (Darryl Laplante) in 1995.
- June 3 Neil Wilkinson acquired from Chicago for 3rd round draft choice (Kevin McKay) in 1995.
- July 8 Kevin McClelland traded to Buffalo for future considerations.
- Aug. 8 Brent Thompson and future considerations acquired from Los Angeles for rights to Ruslan Batyrshin and 2nd round draft choice (Marian Cisar) in 1996.

1995

- Jan. 18 Dean Kennedy claimed by Edmonton in Waiver Draft.
- Jan. 18 Sheldon Kennedy claimed by Calgary in Waiver Draft.
- Jan. 18 Wayne McBean claimed by Pittsburgh in Waiver Draft.
- Jan. 18 Igor Korolev claimed from St. Louis in Waiver Draft.
- Jan. 18 Craig Martin claimed on waivers from Detroit.
- Mar. 28 Arto Blomsten traded to Los Angeles for 8th round draft choice (Fredrik Loven) in 1995.
- Apr. 7 Mike Eastwood and 3rd round draft choice (Brad Isbister) in 1995 acquired from Toronto for Tie Domi.
- Apr. 7 Igor Ulanov and Mike Eagles traded to Washington for 3rd round draft choice (Sergei Gusev) and 5th round draft choice (Brian Elder) in 1995.
- Apr. 7 Eddie Olczyk acquired from NY Rangers for 5th round draft choice (Alexei Vasiliev) in 1995.
- Apr. 7 Greg Brown acquired from Pittsburgh for future considerations.
- June 27 Jeff Finley acquired from Philadelphia for Russ Romaniuk.
- July 21 Jason Simon signed as a free agent.
- July 21 Parris Duffus signed as a free agent.
- Aug. 8 Stewart Malgunas signed as a free agent.
- Aug. 9 Mike Stapleton signed as a free agent.
- Oct. 2 Jim McKenzie claimed from NY Islanders in Waiver Draft.
- Oct. 6 Darren Turcotte acquired from Hartford for Nelson Emerson.
- Oct. 13 Iain Fraser signed as a free agent.
- Oct. 13 Ed Ronan signed as a free agent.
- Dec. 14 Tom Draper signed as a free agent.
- Dec. 28 Norm Maciver acquired from Pittsburgh for Neil Wilkinson.

1996

- Feb. 7 Oleg Tverdovsky, Chad Kilger and 3rd round draft choice (Per-Anton Lundstrom) in 1996 acquired from Anaheim for Teemu Selanne, Marc Chouinard and 4th round draft choice (Kim Staal) in 1996.
- Feb. 15 Craig Muni and 1st round draft choice (Daniel Briere) in 1996 acquired from Buffalo for Darryl Shannon and Michal Grosek.
- Feb. 15 Denis Chasse acquired from Washington for Stewart Malgunas.
- Feb. 27 Dominic Roussel acquired from Philadelphia for Tim Cheveldae and 3rd round draft choice (Chester Gallant) in 1996.
- Mar. 18 Craig Janney acquired from San Jose for Darren Turcotte and a 2nd round draft choice (Remi Royer) in 1996.
- Mar. 20 Dallas Eakins claimed on waivers from St. Louis.
- Mar. 20 Ravil Gusmanov traded to Chicago for 4th round draft choice (Vladimir Antipov) in 1996.
- June 22 Mike Gartner acquired from Toronto for 4th round draft choice (Vladimir Antipov) in 1996.
- July 2 Darcy Wakaluk signed as a free agent.
- July 2 Cliff Ronning signed as a free agent.
- July 3 Brad McCrimmon signed as a free agent.
- July 15 Jim Johnson signed as a free agent.
- Aug. 16 Jeremy Roenick acquired from Chicago for Alexei Zhamnov, Craig Mills and 1st round draft choice (Ty Jones) in 1997.
- Aug. 22 Scott Levins signed as a free agent.
- Aug. 26 Kevin Dahl signed as a free agent.
- Sep. 30 Bob Corkum acquired from Philadelphia in Waiver Draft.
- Nov. 12 Mike Hudson signed as a free agent.

1997

- Feb. 6 Jayson More acquired from NY Rangers for Mike Eastwood and Dallas Eakins.
- Mar. 17 Jocelyn Lemieux signed as a free agent.
- Mar. 18 Murray Baron and Chris Murray acquired from Montreal for Dave Manson.
- Mar. 18 Gerald Diduck acquired from Hartford for Chris Murray.

Mar. 18 Pat Jablonski acquired from Montreal for Steve Cheredaryk.
 May 14 Sean Gagnon signed as a free agent.
 July 8 Rick Tocchet signed as a free agent.
 Aug. 4 Jeff Christian signed as a free agent.
 Aug. 18 John Slaney signed as a free agent.
 Sept. 26 Radoslav Suchy signed as a free agent.
 Sept. 28 Jimmy Waite claimed from Chicago in Waiver Draft.
 Nov. 25 Michel Petit signed as a free agent.

1998

Mar. 4 Keith Carney and Jim Cummins acquired from Chicago for Jayson More and Chad Kilger.
 Mar. 24 Mark Janssens acquired from NY Islanders for 9th round draft choice (Jason Doyle) in 1998.
 June 11 Louie DeBrusk and 5th round draft choice (Jay Leach) in 1998 acquired from Tampa Bay for Craig Janney.
 June 18 J.F. Jomphe acquired from Anaheim for Jim McKenzie.
 June 26 John Slaney claimed by Nashville in Expansion Draft.
 June 30 Mike Sullivan acquired from Nashville for 7th round draft choice (Kyle Kettles) in 1999.
 July 3 Jyrki Lumme signed as a free agent.
 July 22 Bryan Helmer signed as a free agent.
 Aug. 5 Andrei Vasilyev signed as a free agent.
 Aug. 27 Joe Dziedzic signed as a free agent.
 Sept. 1 Greg Adams signed as a free agent.
 Oct. 31 Cliff Ronning and Richard Lintner traded to Nashville for future considerations.
 Dec. 3 Stephen Leach signed as a free agent.
 Dec. 19 Bryan Helmer claimed on waivers by St. Louis.

1999

Jan. 13 J.J. Daigneault acquired from Nashville for future considerations.
 Mar. 8 Jamie Huscroft acquired from Vancouver for future considerations.
 Mar. 11 Mikhail Shtalenkov acquired from Edmonton for 5th round draft choice (Matt Koalska) in 2000.
 Mar. 17 Brian Noonan signed as a free agent.
 Mar. 20 Robert Reichel, 3rd round draft choice (Jason Jaspers) in 1999, and 4th round draft choice (Preston Mizzi) in 1999 acquired from NY Islanders for Brad Isbister and 3rd round draft choice (Brian Collins) in 1999.
 Mar. 23 Stan Neckar acquired from NY Rangers for Jason Doig and 6th round draft choice (Jay Dardis) in 1999.
 Apr. 8 David Cullen signed as a free agent.
 June 25 Mike Stapleton claimed by Atlanta in Expansion Draft.
 June 25 Scott Langkow traded to Atlanta for future considerations.
 June 26 Travis Green and 1st round draft choice (Scott Kelman) in 1999 from Anaheim for Oleg Tverdovsky.
 June 26 Jim Cummins traded to Montreal for 6th round draft choice (Eric Lewerstrom) in 1999.
 July 15 Todd Gill signed as a free agent.
 July 16 David Oliver signed as a free agent.
 July 16 Jean-Guy Trudel signed as a free agent.
 Sept. 5 Bob Essensa signed as a free agent.
 Sept. 11 Craig Mills acquired from Chicago for future considerations.
 Sept. 27 Kevin Sawyer signed as a free agent.
 Nov. 19 Sean Burke and 5th round draft choice (Nate Kiser) in 2000 acquired from Florida for Mikhail Shtalenkov and 4th round draft choice (Chris Eade) in 2000.

2000

Feb. 3 Benoit Hogue signed as a free agent.
 Mar. 7 Lyle Odelein acquired from New Jersey for Deron Quint and 3rd round draft choice (Beat Forster) in 2001.
 Mar. 8 Mikael Renberg acquired from Philadelphia for Rick Tocchet.
 Mar. 13 Philippe Audet acquired from Detroit for Todd Gill.
 Mar. 14 Chris Joseph claimed on waivers from Vancouver.
 June 23 Dallas Drake and Lyle Odelein claimed by Columbus in Expansion Draft.
 June 23 Joé Juneau acquired from Minnesota for Rickard Wallin.
 June 24 Brad May acquired from Vancouver for future considerations.
 July 7 Landon Wilson signed as a free agent.
 Aug. 31 Joel Bouchard signed as a free agent.
 Dec. 2 Claude Lemieux signed as a free agent.

2001

Feb. 14 Chris Joseph claimed on waivers by Atlanta.
 Mar. 5 Paul Mara, Mike Johnson, Ruslan Zainullin and 2nd round draft choice (Matthew Spiller) in 2001 acquired from Tampa Bay for Nikolai Khabibulin and Stan Neckar.

Mar. 13 Todd Simpson acquired from Florida for 2nd round draft choice (Igor Pohanka) in 2001.
 Mar. 13 Michal Handzus, Ladislav Nagy, Jeff Taffe and 1st round draft choice (Ben Eager) in 2002 acquired from St. Louis for Keith Tkachuk.
 June 5 Martin Grenier signed as a free agent.
 June 12 Danny Markov acquired from Toronto for Travis Green, Robert Reichel and Craig Mills.
 June 15 Joé Juneau traded to Montreal for future considerations.
 June 18 Todd Warriner acquired from Tampa Bay for Juha Ylonen.
 June 19 Keith Carney traded to Anaheim for 2nd round draft choice (Andrei Taratukhin) in 2001.
 June 19 Branko Radivojevic signed as a free agent.
 June 22 Sergei Berezin acquired from Toronto for Mikael Renberg.
 June 23 Tyler Bouck acquired from Dallas for Jyrki Lumme.
 July 2 Raymond Langkow acquired from Philadelphia for 2nd round draft choice (Dan Spang) in 2002 and 1st round draft choice (Jeff Carter) in 2003.
 Aug. 30 Zac Bierk signed as a free agent.
 Dec. 28 Drake Berehowsky and Denis Pederson acquired from Vancouver for Todd Warriner, Trevor Letowski, Tyler Bouck and 3rd round draft choice (Dmitri Pestunov) in 2003.

2002

Jan. 4 Sebastien Bordeleau acquired from Minnesota for David Cullen.
 Jan. 25 Andrei Nazarov acquired from Boston for 5th round draft choice (Peter Hamerlik) in 2002.
 Jan. 25 Brian Savage, 3rd round draft choice (Matt Jones) in 2002 and future considerations acquired from Montreal for Sergei Berezin.
 Mar. 19 Darcy Hordichuk, 4th round draft choice (Lance Monych) in 2002 and 5th round draft choice (John Zeiler) in 2002 acquired from Atlanta for Kirill Safronov, Ruslan Zainullin and 4th round draft choice (Patrick Dwyer) in 2002.
 May 23 Michael Schutte signed as a free agent.
 June 12 Brian Boucher and 3rd round draft choice (Joe Callahan) in 2002 acquired from Philadelphia for Robert Esche and Michal Handzus.
 July 7 Kelly Buchberger signed as a free agent.
 July 12 Tony Amonte signed as a free agent.
 Oct. 26 Deron Quint signed as a free agent.
 Nov. 7 Frank Banham signed as a free agent.
 Dec. 19 Paul Ranheim acquired from Philadelphia for a conditional draft choice in 2004.
 Dec. 31 Jean-Marc Pelletier and a conditional draft choice acquired from Carolina for Patrick DesRochers.

2003

Jan. 16 Scott Pellerin and a conditional draft choice acquired from Dallas for Claude Lemieux.
 Mar. 8 Brad Ference acquired from Florida for Darcy Hordichuk and 2nd round draft choice (Matt Smaby) in 2003.
 Mar. 10 Guillaume Lefebvre, 3rd round draft choice (Tyler Redenbach) in 2003 and 2nd round draft choice (Brandon Dubinsky) in 2004 acquired from Philadelphia for Tony Amonte.
 Mar. 10 Chris Gratton and 4th round draft choice (Liam Reddox) in 2004 acquired from Buffalo for Daniel Briere and 3rd round draft choice (Andrej Sekera) in 2004.
 Mar. 11 Jan Hrdina and Francois Leroux acquired from Pittsburgh for Ramzi Abid, Dan Focht and Guillaume Lefebvre.
 Mar. 11 Brad May traded to Vancouver for a conditional draft choice (Dmitri Pestunov) in 2003.
 Apr. 10 Mike Stutzel signed as a free agent.
 June 21 David Tanabe and Igor Knyazev acquired from Carolina for Danny Markov and 3rd round draft choice (Billy Ryan) in 2004.
 June 21 Tyson Nash acquired from St. Louis for 5th round draft choice (Lee Stempniak) in 2003.
 July 10 Cale Hulse signed as a free agent.
 July 15 Daniel Cleary signed as a free agent.
 July 22 Mike Sillinger and a conditional draft choice acquired from Dallas for Teppo Numminen.
 July 25 Bryan Helmer acquired from Vancouver for Martin Grenier.
 Oct. 3 Todd Simpson claimed by Anaheim in Waiver Draft.
 Dec. 30 Ivan Novoseltsev acquired from Florida for future considerations.

2004

Jan. 17 Todd Reirden acquired from Anaheim for future considerations.
 Feb. 9 Mike Comrie acquired from Philadelphia for Sean Burke, Branko Radivojevic and Ben Eager.
 Feb. 11 Frank Banham removed from reserve list per mutual agreement.
 Feb. 22 Landon Wilson traded to Pittsburgh for future considerations.
 Mar. 4 Brent Johnson acquired from St. Louis for Mike Sillinger.

Mar. 5 Mike Rupp and 2nd round draft choice (Geoff Paukovich) in 2004 acquired from New Jersey for Jan Hrdina.

2004

Mar. 9 Derek Morris and Keith Ballard acquired from Colorado for Chris Gratton, Ossi Vaananen and 2nd round draft choice (Paul Stastny) in 2005.

Mar. 9 Brian Savage traded to St. Louis for future considerations.

June 26 Jason Chimera and 3rd round draft choice (Vaclav Meidl) in 2004 acquired from Edmonton for 2nd round draft choice (Geoff Paukovich) and 4th round draft choice (Liam Reddox) in 2004.

July 5 Boyd Devereaux signed as a free agent.

July 6 Sean O'Donnell signed as a free agent.

July 6 Radoslav Suchy and 6th round draft choice (Derek Reinhart) in 2005 traded to Columbus for 4th round draft choice (Jeremy Duchesne) in 2005.

July 9 Mike Ricci signed as a free agent.

Aug. 6 Brett Hull signed as a free agent.

Aug. 26 Petr Nedved signed as a free agent.

Aug. 26 Denis Gauthier and Oleg Saprykin acquired from Calgary for Daymond Langkow.

Sept. 15 Olivier Latendresse signed as a free agent.

Nov. 20 Jarrod Skalde acquired on loan from Tampa Bay for loan of Jason Jaspers.

2005

Feb. 10 Jamie Storr acquired on loan from Tampa Bay for loan of Jean-Marc Pelletier.

Aug. 17 Curtis Joseph signed as a free agent.

Aug. 23 Mike Leclerc acquired from Anaheim for a conditional draft choice (Steven Kampfer) in 2007.

Aug. 26 Zbynek Michalek acquired from Minnesota for Erik Westrum and Dustin Wood.

Oct. 8 Geoff Sanderson and Tim Jackman acquired from Columbus for Jason Chimera, Cale Hulse and Mike Rupp.

Oct. 15 Brett Hull retired.

Oct. 18 Jamie Lundmark acquired from NY Rangers for Jeff Taffe.

Nov. 4 Steve Gainey signed as a free agent.

Nov. 5 Yanick Lehoux claimed on waivers from Los Angeles.

Nov. 11 Krystofer Kolanos claimed on waivers by Edmonton.

Nov. 18 Dave Scatchard acquired from Boston for David Tanabe.

Nov. 25 Pascal Rheaume, Ray Schultz and Steven Spencer acquired from New Jersey for Brad Ference.

Nov. 25 Yanick Lehoux claimed on waivers by Los Angeles.

Nov. 28 Mikael Tellqvist acquired from Toronto for Tyson Nash and 4th round draft choice (Matt Frattin) in 2007.

Dec. 19 Krystofer Kolanos claimed on waivers from Edmonton.

Dec. 28 Pavel Brendl acquired from Carolina for Krystofer Kolanos.

2006

Jan. 20 Dennis Seidenberg acquired from Philadelphia for Petr Nedved.

Jan. 24 Jeff Taffe acquired from NY Rangers for Martin Sonnenberg.

Feb. 1 Steven Reinprecht and Philippe Sauve acquired from Calgary for Brian Boucher and Mike Leclerc.

Mar. 9 Joel Perrault acquired from Anaheim for Sean O'Donnell.

Mar. 9 Josh Gratton and two 2nd round draft choices (Cory Emerton and Shawn Matthias) in 2006 acquired from Philadelphia for Denis Gauthier.

Mar. 9 Jamie Rivers acquired from Detroit for 7th round draft choice (Nick Oslund) in 2006.

Mar. 9 Yanick Lehoux acquired from Los Angeles for Tim Jackman.

Mar. 9 Jamie Lundmark traded to Calgary for a 4th round draft choice (Doug Rogers) in 2006.

Mar. 9 Oleg Kvasha and conditional draft choice acquired from NY Islanders for 3rd round choice (Brad Marchand) in 2006.

Mar. 27 Bill Thomas signed as a free agent.

May 5 Patrick Fischer signed as a free agent.

June 26 Nick Boynton and 4th round draft choice (Matt Frattin) in 2007 acquired from Boston for Paul Mara and 3rd round draft choice (Maxime MacEnaver) in 2007.

July 1 Ed Jovanovski signed as a free agent.

July 2 Mike Morrison signed as a free agent.

July 3 Josh Tordjman signed as a free agent.

July 4 Jeremy Roenick signed as a free agent.

July 5 Georges Laraque signed as a free agent.

July 12 Mike Johnson traded to Montreal for a 4th round choice (Vladimir Ruzicka) in 2007.

July 17 Don MacLean signed as a free agent.

July 19 Bryan Helmer signed as a free agent.

July 20 Travis Roche signed as a free agent.

July 21 Mike Zigomanis signed as a free agent.

Aug. 16 Owen Nolan signed as a free agent.

Oct. 29 Yanic Perreault signed as a free agent.

Oct. 31 Joel Perrault claimed on waivers by St. Louis.

Nov. 28 Mikael Tellqvist acquired from Toronto for Tyson Nash and 4th round draft choice in 2007.

Dec. 19 Joel Perrault claimed on waivers from St. Louis.

2007

Jan. 3 Alexei Kaigodorov acquired from Ottawa for Mike Comrie.

Jan. 8 Kevyn Adams acquired from Carolina for Dennis Seidenberg.

Feb. 12 Mathias Tjarnqvist and 1st round draft choice (Riley Nash) in 2007 acquired from Dallas for Ladislav Nagy.

Feb. 27 Brendan Bell and 2nd round draft choice in 2008 from Toronto for Yanic Perreault and 5th round draft choice in 2008.

Feb. 27 Oleg Saprykin and 7th round draft choice (Torrie Jung) in 2007 traded to Ottawa for 2nd round draft choice in 2008.

Feb. 27 Niko Kapanen claimed off waivers from Atlanta.

Feb. 27 Daniel Carcillo and 3rd round draft choice in 2008 acquired from Pittsburgh for Georges Laraque.

Mar. 15 Alex Leavitt signed as a free agent.

July 9 Mike York signed as a free agent.

July 9 Joey Tenute signed as a free agent.

July 9 John DiSalvatore signed as a free agent.

July 13 Tomas Surovy signed as a free agent.

July 19 David Aebischer signed as a free agent.

July 19 Craig Weller signed as a free agent.

July 19 David Schlemko signed as a free agent.

July 20 Matt Murley signed as a free agent.

July 23 Ryan Caldwell signed as a free agent.

Aug. 9 Joel Perrault signed to a one-year contract.

Aug. 11 Radim Vrbata acquired from Chicago for Kevyn Adams.

Aug. 13 Alex Auld signed as a free agent.

Aug. 29 Keith Ballard signed to a two-year contract.

Oct. 8 Freddy Meyer claimed off waivers from NY Islanders.

Nov. 10 Freddy Meyer claimed off waivers by NY Islanders.

Nov. 17 Ilya Bryzgalov claimed off waivers from Anaheim.

Nov. 23 David Aebischer loaned to HC Lugano (Swiss National League A).

Dec. 6 Nate DiCasmirro and a 5th round pick in the 2009 NHL Entry Draft acquired from Boston in exchange for Alex Auld.

2008

Jan. 23 Ilya Bryzgalov signed to a three-year contract.

Feb. 8 Pete Vandermeer signed as a free agent.

Feb. 26 Marcel Hossa and Al Montoya acquired from NY Rangers in exchange for Fredrik Sjostrom, David LeNeveu, Josh Gratton and a conditional draft pick.

Mar. 31 Kyle Turris signed to entry-level contract.

Apr. 2 Nick Ross signed to entry-level contract.

Apr. 13 Chad Kolarik signed to entry-level contract.

Apr. 14 Kevin Porter signed to entry-level contract.

Apr. 28 Brett MacLean signed to entry-level contract.

May 20 Jonas Ahnelov signed to entry-level contract.

June 20 Olli Jokinen acquired from Florida in exchange for Keith Ballard, Nick Boynton and 2nd round draft choice in 2008 .

June 25 Brian McGrattan acquired from Ottawa in exchange for a 5th round pick in 2009.

July 1 Kurt Sauer signed as a free agent.

July 1 Todd Fedoruk signed as a free agent

July 1 Mikkell Boedker signed to entry-level contract.

July 1 Viktor Tikhonov signed to entry-level contract.

July 2 Drew Fata signed as a free agent.

July 2 Derek Nesbitt signed as a free agent.

July 2 David Spina signed as a free agent.

July 2 Al Montoya signed to a two-year contract.

July 3 David Hale signed as a free agent.

July 3 Matt Jones signed a two-year contract.

July 3 Francis Lessard signed as a free agent.

July 3 Brian McGrattan signed a one-year contract.

July 15 Jeff Hoggan signed as a free agent.

July 15 Ryan Lannon signed as a free agent.

July 18 Garth Murray signed as a free agent.

July 22 Daniel Carcillo signed to a two-year contract.

Aug. 14 Joel Perrault signed to a two-year contract.

Sept. 12 Sean Zimmerman acquired from New Jersey in exchange for Kevin Cormier

Oct. 9 Mike Zigomanis traded to Pittsburgh in exchange for future considerations

Oct. 28 Ken Klee claimed off waivers from Anaheim

Nov. 3 Alexander Nikulin acquired from Ottawa in exchange for Drew Fata

Nov. 25 Wyatt Smith acquired from Tampa Bay in exchange for future considerations
 Dec. 3 Joakim Lindstrom acquired from Anaheim in exchange for Logan Stephenson

2009

Mar. 4 Mikael Tellqvist traded to Buffalo in exchange for a 4th round draft choice in 2010
 Mar. 4 Matthew Lombardi, Brandon Prust and a conditional 1st round draft choice acquired from Calgary in exchange for Olli Jokinen and a 3rd round draft choice in 2009
 Mar. 4 Scottie Upshall and a 2nd round draft choice in 2011 acquired from Philadelphia in exchange for Daniel Carcillo
 Mar. 4 Nigel Dawes, Dmitri Kalinin and Petr Prucha acquired from NY Rangers in exchange for Derek Morris
 Mar. 20 Jeff May signed as a free agent; assigned to San Antonio (AHL)
 Apr. 13 Justin Bernhardt signed to entry-level contract
 June 19 Stefan Meyer acquired from Florida in exchange for the rights to Steven Reinprecht
 June 19 Petr Prucha signed to a two-year contract
 June 27 Jim Vandermeer acquired from Calgary in exchange for Brandon Prust
 June 27 Sami Lepisto acquired from Washington in exchange for a 5th round draft choice in 2010
 June 27 Shaun Heshka acquired from Vancouver in exchange for a seventh round draft choice in 2009
 July 1 Vernon Fiddler signed as a free agent
 July 1 Jason LaBarbera signed as a free agent
 July 2 Adrian Aucoin signed as a free agent
 July 13 Lauri Korpikoski acquired from NY Rangers in exchange for Enver Lisin
 July 16 Keith Yandle signed to a two-year contract
 July 21 Radim Vrbata acquired from Tampa Bay in exchange for Todd Fedoruk and David Hale
 July 28 Scottie Upshall signed to a one-year contract
 Sept. 2 Taylor Pyatt signed as a free agent
 Sept. 28 Ryan Hollweg signed as a free agent
 Sept. 28 Matt Watkins signed to entry level contract
 Sept. 29 Robert Lang signed as a free agent
 Sept. 30 Paul Bissonnette claimed off waivers from Pittsburgh
 Oct. 1 Colin Long signed to entry level contract
 Nov. 28 Viktor Tikhonov loaned to Cherepovets (KHL - Russia)
 Dec. 9 Michael Stone signed to entry level contract
 Dec. 21 Anders Eriksson signed to contract

2010

Mar. 3 Wojtek Wolski acquired from Colorado for Peter Mueller and Kevin Porter
 Mar. 3 Derek Morris acquired from Boston for a conditional draft choice in the 2011 Entry Draft
 Mar. 3 Lee Stempniak acquired from Toronto for Matt Jones and a 4th and 7th round choice in the 2010 Entry Draft
 Mar. 3 Mathieu Schneider acquired from Vancouver for Sean Zimmerman and a conditional draft choice in the 2010 Entry Draft
 Mar. 3 Petteri Nokelainen acquired from Anaheim for 6th round draft choice in the 2011 Entry Draft
 Mar. 3 Alexandre Picard acquired from Columbus for Chad Kolarik
 Mar. 3 Miika Wiikman and a 7th round choice in the 2011 Entry Draft acquired from NY Rangers for Anders Eriksson
 Mar. 13 Viktor Tikhonov recalled from Cherepovets (KHL)
 Mar. 31 Chris Summers signed to an entry level contract
 Apr. 2 Mathieu Brodeur signed to an entry level contract
 May 3 Maxim Goncharov signed to entry level contract
 May 13 Acquired a 5th round draft choice in the 2010 Entry Draft from Carolina for the rights to prospect Jared Staal
 May 24 Oliver Ekman-Larsson signed to entry level contract
 June 9 Scottie Upshall signed to a one-year contract
 June 10 David Schlemko signed to a one-year contract
 June 10 Ryan Hollweg signed to a one-year contract
 June 17 Adrian Aucoin signed to a two-year contract
 June 21 Taylor Pyatt signed to a two-year contract
 June 28 Wojtek Wolski signed to a two-year contract
 June 28 Daniel Winnik traded to Colorado for 4th round choice in the 2012 Entry Draft
 June 29 Sami Lepisto signed to one-year contract
 June 30 Patrick O'Sullivan acquired from Edmonton for Jim Vandermeer; O'Sullivan's contract bought out
 July 1 Ray Whitney signed as a free agent
 July 1 Derek Morris signed to a four-year contract
 July 1 Petteri Nokelainen's contract is bought out
 July 2 Andrew Ebbett signed as a free agent
 Sept. Eric Belanger signed as a free agent

Sept. Lee Stempniak signed to a two-year contract
 Oct. 8 Brandon Gormley signed to an entry-level contract
 Dec. 16 Tom Fenton signed to an emergency contract

2011

Jan. 10 Acquired Michal Rozsival from the New York Rangers in exchange for Wojtek Wolski
 Feb. 9 Acquired a 6th round draft choice in the 2011 Entry Draft from the New York Islanders in exchange for Al Montoya
 Feb. 28 Acquired Rostislav Klesla and Dane Byers from the Columbus Blue Jackets in exchange for Scottie Upshall and Sami Lepisto
 Apr. 2 Andy Miele (Miami, OH) signed to an entry-level contract
 Apr. 6 Mark Visentin signed to an entry-level contract
 Apr. 22 Brett Hextall signed to an entry-level contract
 May 8 Acquired Ethan Werek from the New York Rangers in exchange for Oscar Lindberg
 May 19 Ethan Werek signed to an entry-level contract
 May 20 Petteri Nokelainen signed to a one-year contract
 June 1 Jordan Szwarz signed to an entry-level contract
 June 1 Louis Domingue signed to an entry-level contract
 June 2 Justin Weller signed to an entry-level contract
 June 6 Jason LaBarbera signed to a two-year contract
 June 7 Acquired Matt Clackson, a 3rd round draft choice in the 2012 Entry Draft and future considerations from the Philadelphia Flyers in exchange for the negotiating rights to Ilya Bryzgalov
 July 1 Mike Smith signed as a free agent
 July 1 Raffi Torres signed as a free agent
 July 1 Boyd Gordon signed as a free agent
 July 1 Radim Vrbata re-signed to a three-year contract
 July 2 Alex Bolduc signed as a free agent
 July 4 Curtis McElhinney signed as a free agent
 July 4 Tyler Eckford signed as a free agent
 July 5 Keith Yandle re-signed to a five-year contract
 July 6 Dean Arsene signed as a free agent
 July 6 Nathan Oystreck signed as a free agent
 July 6 Matt Watkins re-signed to a one-year contract
 July 19 Kyle Chipchura signed as a free agent
 July 19 Marc-Antoine Pouliot signed to a one-year contract
 July 19 Mathieu Beaudoin signed to a one-year contract
 July 19 Brett MacLean signed to a one-year contract
 July 20 Lauri Korpikoski re-signed to a two-year contract
 July 27 Justin Pogge signed to a one-year contract
 July 28 Connor Murphy signed to an entry-level contract
 Aug. 4 Patrick O'Sullivan signed to a one-year contract
 Aug. 10 Viktor Tikhonov signed to a one-year contract
 Aug. 18 Mikkel Boedker re-signed to a two-year contract
 Aug. 29 Acquired Daymond Langkow from the Calgary Flames in exchange for Lee Stempniak
 Sept. 8 Marc Cheverie acquired from the Florida Panthers in exchange for Justin Bernhardt
 Oct. 5 Paul Bissonnette signed to a two-year contract extension
 Oct. 6 Martin Hanzal signed to a five-year contract extension
 Oct. 23 Brock Trotter and a 7th round choice in the 2012 Entry Draft acquired from the Montreal Canadiens in exchange for Petteri Nokelainen and Garrett Stafford
 Oct. 28 Cal O'Reilly acquired from the Nashville Predators in exchange for a 4th round selection in the 2012 Entry Draft
 Nov. 22 Kyle Turris re-signed to a multi-year contract
 Dec. 17 David Rundblad and a 2nd round selection in the 2012 Entry Draft acquired from the Ottawa Senators in exchange for Kyle Turris

2012

Jan. 2 Raffi Torres suspended two games
 Jan. 10 Gilbert Brule claimed off re-entry waivers from the Edmonton Oilers
 Jan. 12 Cal O'Reilly placed on waivers
 Feb. 1 Cal O'Reilly claimed on re-entry waivers by the Pittsburgh Penguins
 Feb. 22 Antoine Vermette acquired from the Columbus Blue Jackets in exchange for a 2nd round selection (previously acquired from OTT) in the 2012 Entry Draft, a 5th round selection the 2013 Entry Draft and goaltender Curtis McElhinney
 Mar. 2 Brendan Shinnimin signed to a three-year entry level contract
 Mar. 21 Shane Doan suspended three games
 Mar. 23 Scott Arnold signed to a two-year entry level contract
 Mar. 29 Chris Brown signed to a three-year entry level contract
 Mar. 29 Mike Lee signed to a three-year entry level contract
 Apr. 21 Raffi Torres suspended 25 games
 Apr. 30 Mark Louis signed to a one-year contract
 May 29 Phil Lane signed to a three-year entry level contract
 June 22 Zbynek Michalek acquired from the Pittsburgh Penguins in exchange for defenseman Harrison Ruopp, goaltender Marc Cheverie and the

81st selection in the 2012 Entry Draft
 June 29 Andy Miele re-signed to a one-year contract
 July 1 Dave Moss signed to a two-year contract
 July 1 Chad Johnson signed to a one-year contract
 July 2 Alexandre Bolduc re-signed to a one-year contract
 July 2 Chris Conner signed to a one-year contract
 July 2 Raffi Torres' suspension reduced to 21 games
 July 3 Rob Klinkhammer signed to a one-year contract
 July 4 Steve Sullivan signed to a one-year contract
 July 6 Kyle Chipchura re-signed to a one-year contract
 July 11 Joel Rechlicz signed to a one-year contract
 July 12 Nick Johnson signed to a one-year contract
 July 18 Chris Summers re-signed to a one-year contract
 Sept. 14 Shane Doan re-signed to a four-year contract

2013

Jan. 16 Matthew Lombardi acquired from the Toronto Maple Leafs in exchange for the 4th round draft choice in the 2014 NHL Entry Draft
 Feb. 25 David Schlemko re-signed to a two-year contract
 Mar. 6 Mathieu Brisebois signed to a three-year entry level contract
 Mar. 8 Darian Dziurzynski signed to a two-year entry level contract
 Mar. 11 Henrik Samuelsson signed to a three-year entry level contract
 Mar. 15 Oliver Ekman-Larsson signed to a six-year contract
 Mar. 29 Tobias Rieder acquired from the Edmonton Oilers in exchange for Kale Kessy
 Apr. 3 Acquired a 3rd round draft choice in the 2013 NHL Entry Draft from the San Jose Sharks in exchange for Raffi Torres
 Apr. 3 Brandon McMillan acquired from the Anaheim Ducks in exchange for Matthew Lombardi
 Apr. 3 Acquired a 7th round draft choice in the 2014 NHL Entry Draft from the New Jersey Devils in exchange for Steve Sullivan
 Apr. 15 Tobias Rieder signed to a three-year entry level contract
 May 16 Rob Klinkhammer re-signed to a two-year contract
 May 29 James Melindy signed to a three-year entry level contract
 July 1 Mike Smith re-signed to a six-year contract
 July 5 Mike Ribeiro signed to a four-year contract
 Lauri Korpikoski re-signed to a four-year contract
 Thomas Greiss signed to a one-year contract
 Michael Stone re-signed to a three-year contract
 Chris Summers re-signed to a one-year contract
 Kyle Chipchura re-signed to a three-year contract
 Andy Miele re-signed to a one-year contract
 July 8 Tim Kennedy signed to a one-year contract
 July 22 David Rundblad signed to a two-year contract
 July 25 Signed Brandon McMillan to a one-year contract
 July 30 Signed Mark Louis to a two-year two-way contract
 Aug. 1 Signed Mathieu Brodeur to a one-year two-way contract
 Sept. 6 Signed Brett Hextall to a one-year two-way contract
 Sept. 7 Re-signed Mikkel Boedker to a two-year contract
 Oct. 13 Signed Jeff Halpern to a one-year contract
 Nov. 4 Signed Tyler Gaudet to a three-year entry-level contract
 Nov. 29 Signed Gilbert Brule to a one-year contract

2014

Mar. 4 Traded David Rundblad and Mathieu Brisebois to Chicago in exchange for a 2nd round pick in the 2014 Entry Draft
 Mar. 4 Acquired Martin Erat and John Mitchell from Washington in exchange for Rostislav Klesla, Chris Brown and a 4th round pick in the 2015 Entry Draft
 Mar. 19 Signed Greg Carey to a one-year entry-level contract
 Apr. 7 Signed Justin Hache to a three-year entry-level contract
 Apr. 12 Signed Dan O'Donoghue to a two-year entry-level contract
 May 8 Signed Marek Langhamer to a three-year entry-level contract
 May 12 Signed Chris Summers to a two-year contract
 June 27 Initiated a buyout of the three remaining years of Mike Ribeiro's contract
 June 29 Acquired Sam Gagner and B.J. Crombeen from Tampa Bay in exchange for a sixth round draft choice in the 2015 NHL Entry Draft
 July 1 Signed Devan Dubnyk to a one-year contract
 Signed Joe Vitale to a three-year contract
 Signed Alexandre Bolduc, Justin Hodgman, Andrew Campbell, Dylan Reese and Mike McKenna to one-year two-way contracts
 July 11 Signed Dave Moss to a one-year contract
 July 15 Signed Brandon McMillan to a one-year two-way contract
 Signed Jordan Szwarz to a two-year two-way contract
 July 18 Signed Brendan Perlini to a three-year entry-level contract
 Oct. 5 Signed Laurent Dauphin to a three-year entry-level contract
 Dec. 5 Acquired Philip Samuelsson from the Pittsburgh Penguins in exchange for Rob Klinkhammer and a conditional fifth round choice in the 2016 Entry Draft

2015

Jan. 3 David Schlemko claimed off waivers by the Dallas Stars
 Jan. 14 Traded Devan Dubnyk to the Minnesota Wild in exchange for a third round choice in the 2015 Entry Draft
 Feb. 11 Claimed Mark Arcobello off waivers from the Pittsburgh Penguins
 Feb. 12 Brandon McMillan claimed off waivers by the Vancouver Canucks
 Feb. 28 Acquired Klas Dahlbeck and a first round selection in the 2015 Entry Draft from the Chicago Blackhawks in exchange for Antoine Vermette
 Mar. 1 Acquired Anthony Duclair, John Moore, a first round draft choice in the 2016 Entry Draft and a second round choice in the 2015 Entry Draft from the New York Rangers in exchange for Keith Yandle and Chris Summers and a fourth round draft choice in the 2016 Entry Draft
 Mar. 2 Acquired Maxim Letunov from the St. Louis Blues in exchange for Zbynek Michalek and a conditional third round draft choice in the 2015 Entry Draft
 Mar. 2 Acquired David Leggio from the New York Islanders in exchange for Mark Louis
 Mar. 2 Claimed Craig Cunningham (BOS) and Tye McGinn (SJS) off waivers
 Apr. 10 Signed Ryan MacInnis to a three-year entry-level contract
 Apr. 16 Signed Christian Dvorak to a three-year entry-level contract
 May 28 Signed Matthias Plachta to a one-year entry-level contract
 June 27 Acquired Nicklas Grossmann and the contract of Chris Pronger from Philadelphia in exchange for Sam Gagner and a conditional fourth round draft choice in 2016 or a third round draft choice in 2017
 June 30 Acquired Boyd Gordon from Edmonton in exchange for Lauri Korpikoski
 June 30 Signed Craig Cunningham to a one-year two-way contract
 July 1 Signed Antoine Vermette to a two-year contract
 July 1 Signed Zbynek Michalek to a two-year contract
 July 1 Signed Anders Lindback to a one-year contract
 July 1 Signed Brad Richardson to a three-year contract
 July 1 Signed Steve Downie to a one-year contract
 July 1 Signed Dustin Jeffrey to a one-year two-way contract
 July 1 Signed Dylan Reese to a one-year two-way contract
 July 1 Signed Dakota Mermis to a three-year entry-level contract
 July 2 Signed Alex Grant to a one-year two-way contract
 July 3 Signed Derek Smith to a one-year two-way contract
 July 3 Signed Eric Selleck to a one-year two-way contract
 July 6 Signed Dylan Strome to a three-year entry-level contract
 July 7 Signed Mikkel Boedker to a one-year contract
 July 10 Signed John Scott to a one-year contract
 July 15 Signed Philip Samuelsson to a one-year two-way contract
 July 15 Signed Brendan Shinnimin to a one-year two-way contract
 July 20 Signed Klas Dahlbeck to a one-year two-way contract
 July 20 Signed Jordan Martinook to a two-year two-way contract
 July 23 Signed Michael Bunting to a three-year entry-level contract
 July 29 Signed Niklas Treutle to a one-year entry-level contract
 Aug. 4 Signed Brandon Gormley to a one-year two-way contract
 Aug. 24 Signed Christian Fischer to a three-year entry-level contract
 Sept. 3 Signed forward Nick Merkley to a three-year entry-level contract
 Sept. 4 Signed goalie Louis Domingue to a one-year contract
 Sept. 9 Acquired defenseman Stefan Elliott from the Colorado Avalanche in exchange for defenseman Brandon Gormley
 Sept. 14 Signed defenseman Stefan Elliott to a one-year contract
 Oct. 2 Signed defenseman Corey Potter to a one-year contract
 Dec. 6 Claimed forward Viktor Tikhonov off waivers from the Chicago Blackhawks
 Dec. 15 Acquired forward Christian Thomas from the Montreal Canadiens in exchange for forward Lucas Lessio
 Dec. 22 Signed forward Conor Garland to a three-year entry-level contract
 Dec. 26 Signed forward Dysin Mayo to a three-year entry-level contract

2016

Jan. 13 Claimed defenseman Kevin Connauton off waivers from the Columbus Blue Jackets
 Jan. 15 Acquired defenseman Victor Bartley from the Nashville Predators in exchange for defenseman Stefan Elliott
 Jan. 15 Acquired defenseman Jarred Tinordi and forward Stefan Fournier from the Montreal Canadiens in exchange for forward John Scott and defenseman Victor Bartley
 Feb. 27 Claimed forward Jiri Sekac off waivers from the Chicago Blackhawks
 Feb. 29 Acquired forwards Alex Tanguay and Conner Bleackley and defenseman Kyle Wood from Colorado Avalanche in exchange for forward Mikkel Boedker

Feb. 29	Acquired forward Sergei Plotnikov from Pittsburgh Penguins in exchange for forward Matthias Plachta and a conditional 7th round draft choice in the 2017 Entry Draft	July 1	Signed forward Zac Rinaldo and Michael Sislo and defenseman Andrew Campbell and Joel Hanley to one-year contracts
Feb. 29	Acquired forward Matia Marcantuoni from the Pittsburgh Penguins in exchange for forwards Dustin Jeffrey and Dan O'Donoghue and defenseman James Melindy	July 4	Signed forward Michael Latta to a one-year contract
Feb. 29	Traded defenseman Corey Potter to the Nashville Predators in exchange for future considerations	July 5	Signed forward Emerson Etem to a one-year contract
Mar. 28	Signed defenseman Kyle Wood to a three-year entry-level contract	July 22	Signed forward Jordan Martinook to a two-year contract
Apr. 5	Signed goalie Adin Hill to a three-year entry-level contract	July 22	Signed forward Tyler Gaudet to a one year, two-way contract
June 16	Acquired the negotiating rights to defenseman Alex Goligoski from Dallas in exchange for a 5th round draft choice in the 2016 Entry Draft	July 24	Signed goaltender Marek Langhamer to a one year, two-way contract
June 17	Signed forward Craig Cunningham to a one-year, two-way contract	Sept 3	Signed forward Anthony Duclair to a one-year contract
June 20	Acquired the San Jose Sharks' 2016 4th round draft choice and their 2017 3rd round draft choice in exchange for forward Maxim Letunov and a 2017 6th round draft choice	Sept 17	Acquired defenseman Jason Demers from the Florida Panthers in exchange for forward Jamie McGinn
June 22	Signed defenseman Alex Goligoski to a five-year contract	Oct 28	Acquired goaltender Scott Wedgewood from the New Jersey Devils in exchange for Calgary's 2018 fifth round draft choice
June 24	Acquired the Detroit Red Wings' 2016 1st round draft choice and forward Pavel Datsyuk in exchange for the team's 2016 1st round draft choice (from NYR), a 2016 2nd round pick (from COL) and forward Joe Vitale	Nov 14	Acquired forward Tye McGinn and goaltender Michael Leighton from the Tampa Bay Lightning in exchange for goaltender Louis Domingue
June 25	Acquired defenseman Anthony DeAngelo from the Tampa Bay Lightning in exchange for the team's 2nd round draft choice	Dec 4	Signed defenseman Pierre-Olivier Joseph to a three-year entry-level contract
June 27	Signed goalie Louis Domingue to a multi-year contract	Dec 14	Acquired forward Ryan Kujawinski from the New Jersey Devils in exchange for forward Michael Latta
July 1	Signed Jamie McGinn to a three-year contract	Dec 19	Acquired forward Josh Archibald and goaltender Sean Maguire from the Pittsburgh Penguins in exchange for goaltender Michael Leighton
July 1	Signed Kevin Connauton to a two-year contract	2018	
July 1	Signed Justin Peters to a one-year, two-way contract	Jan 4	Claimed forward Freddie Hamilton off waivers from the Calgary Flames
July 1	Signed Jamie McBain, Jarred Tinordi and Garret Ross to one-year, two-way contracts	Jan 10	Acquired forwards Richard Panik and Laurent Dauphin from the Chicago Blackhawks in exchange for forward Anthony Duclair and defenseman Adam Clendening
July 1	Signed Klas Dahlbeck to a one-year contract	Jan 22	Acquired defenseman John Ramage from the Columbus Blue Jackets in exchange for future considerations
July 1	Signed Chris Mueller to a one-year, two-way contract	Feb 21	Acquired goaltender Darcy Kuemper from the Los Angeles Kings in exchange for forward Tobias Rieder and goaltender Scott Wedgewood
July 1	Signed Ryan White to a one-year contract	Feb 22	Signed goaltender Darcy Kuemper to a two-year contract
July 12	Signed Shane Doan to a one-year contract	Mar 1	Signed forward Brayden Burke to a three-year entry-level contract
July 15	Signed Tyler Gaudet to a one-year, two-way contract	Mar 6	Signed forward Tyler Steenbergen to a three-year entry-level contract
July 22	Signed Stefan Fournier to a one-year, two-way contract	Mar 20	Signed goaltender Merrick Madsen to a two-year entry-level contract
July 23	Signed Luke Schenn to a two-year contract	Apr 6	Signed goaltender Antti Raanta to a three-year contract
July 28	Signed Connor Murphy to a six-year contract	Apr 12	Signed defenseman Jordan Gross to a two-year entry-level contract
July 28	Signed Michael Stone to a one-year contract	May 3	Acquired forward Marcus Kruger and Carolina's 2018 third round draft choice from the Carolina Hurricanes in exchange for forward Jordan Martinook and Arizona's 2018 fourth round draft choice
July 30	Signed Jakob Chychrun to an entry-level contract	May 15	Signed forward David Ullstrom to a one-year, two-way contract
Aug 16	Signed Radim Vrbata to a one-year contract	May 23	Signed defenseman Ilya Lyubushkin to a one-year, two-way contract
Aug 25	Acquired forwards Lawson Crouse and Dave Bolland from the Florida Panthers in exchange for Arizona's 2017 conditional third round pick and 2018 conditional second round pick.	May 28	Signed forward Mario Kempe to a one-year, two-way contract
Oct 4	Signed forward Tobias Rieder to a two-year contract	June 15	Acquired center Alex Galchenyuk from the Montreal Canadiens in exchange for forward Max Domi
Oct 6	Signed defenseman Jalen Smereck to entry-level contract	June 27	Signed defenseman Kevin Connauton to a two-year contract
Oct 13	Signed forward Lane Pederson to entry-level contract	July 1	Signed defenseman Oliver Ekman-Larsson to an eight-year contract
Oct 31	Signed defenseman Kyle Capobianco to entry-level contract	July 1	Signed defenseman Niklas Hjalmarrsson to a two-year contract
Dec 9	Acquired forward Peter Holland from Toronto in exchange for a 2018 conditional draft choice	July 1	Signed forward Michael Grabner to a three-year contract
Dec 11	Claimed forward Josh Jooris off waivers from the New York Rangers	July 3	Signed center Brad Richardson to a two-year contract
2017		July 6	Signed center Barrett Hayton to a three-year entry-level contract
Jan 2	Claimed forward Alexander Burmistrov off waivers from Winnipeg	July 12	Acquired Vincent Hinostroza, Jordan Oesterle, a 2019 3rd round draft choice and the contract of Marian Hossa from the Chicago Blackhawks in exchange for center Marcus Kruger, forwards MacKenzie Entwistle and Jordan Maletta and defenseman Andrew Campbell and a 2019 5th round draft choice
Feb 20	Acquired a 2017 third round draft choice and a conditional 2018 fifth round draft from Calgary in exchange for defenseman Michael Stone	July 14	Signed forward Michael Bunting, Laurent Dauphin, Hudson Fasching and defenseman Trevor Murphy to one-year, two-way contracts.
Feb 26	Acquired a 2017 first round draft choice, a 2018 second round draft choice, a 2019 conditional fourth round draft choice and forward Grayson Downing from Minnesota in exchange for forwards Martin Hanzal and Ryan White and a 2017 fourth round draft choice	July 18	Acquired defenseman Jacob Graves and a conditional 2019 sixth round draft choice from Columbus in exchange for forward Ryan MacInnis.
Feb 27	Acquired forward Teemu Pulkkinen from Minnesota in exchange for future considerations	Aug 9	Signed center Christian Dvorak to a six-year contract
Mar 26	Signed forward Clayton Keller to an entry-level contract		
Apr 12	Signed forward Jens Looke to an entry-level contract		
Apr 15	Signed goalie Hunter Miska to an entry-level contract		
May 1	Signed defenseman Cam Dineen to an entry-level contract		
May 16	Signed forward Mario Kempe to a one-year contract		
June 16	Acquired forward Nick Cousins and goalie Merrick Madsen from Philadelphia in exchange for forward Brendan Warren and a 2018 fifth round draft choice		
June 17	Acquired defenseman Brandon Hickey, goalie Chad Johnson and a conditional third round draft choice from Calgary in exchange for goalie Mike Smith		
June 23	Acquired defenseman Niklas Hjalmarrsson from Chicago in exchange for defenseman Connor Murphy and forward Laurent Dauphin		
June 23	Acquired forward Derek Stepan and goalie Antti Raanta from the New York Rangers in exchange for defenseman Anthony DeAngelo and Arizona's 2017 first round draft choice		
July 1	Signed defenseman Adam Clendening to a one-year contract		
July 1	Signed forward Nick Cousins to a one-year contract		

GENERAL MANAGERS

YEAR	NAME	GAMES	RECORD	PTS
1979-80	John Ferguson	80	20-49-11	51
1980-81	John Ferguson	80	9-57-14	32
1981-82	John Ferguson	80	33-33-14	80
1982-83	John Ferguson	80	33-39-8	74
1983-84	John Ferguson	80	31-38-11	73
1984-85	John Ferguson	80	43-27-10	96
1985-86	John Ferguson	80	26-47-7	59
1986-87	John Ferguson	80	40-32-8	88
1987-88	John Ferguson	80	33-36-11	77
1988-89	John Ferguson	22	10-8-4	24
	Mike Smith	58	16-34-8	40
1989-90	Mike Smith	80	37-32-11	85
1990-91	Mike Smith	80	26-43-11	63
1991-92	Mike Smith	80	33-32-15	81
1992-93	Mike Smith	84	40-37-7	87
1993-94	Mike Smith	48	17-26-5	39
	John Paddock	36	7-25-4	18
1994-95	John Paddock	48	16-25-7	39
1995-96	John Paddock	82	36-40-6	78
1996-97	John Paddock	29	10-15-4	24
	Bobby Smith	53	28-22-3	59
1997-98	Bobby Smith	82	35-35-12	82
1998-99	Bobby Smith	82	39-31-12	90
*1999-00	Bobby Smith	82	39-31-8-4	90
2000-01	Bobby Smith	58	27-17-12-2	68
	Cliff Fletcher	24	8-10-5-1	22
2001-02	Michael Barnett	82	40-27-9-6	95
2002-03	Michael Barnett	82	31-35-11-5	78
2003-04	Michael Barnett	82	22-36-18-6	68
2005-06	Michael Barnett	82	38-39-5	81
2006-07	Michael Barnett	82	31-46-5	67
2007-08	Don Maloney	82	38-37-7	83
2008-09	Don Maloney	82	36-39-7	79
2009-10	Don Maloney	82	50-25-7	107
2010-11	Don Maloney	82	43-26-13	99
2011-12	Don Maloney	82	42-27-13	97
2012-13	Don Maloney	48	21-18-9	51
2013-14	Don Maloney	82	37-30-15	89
2014-15	Don Maloney	82	24-50-8	56
2015-16	Don Maloney	82	35-39-8	78
2016-17	John Chayka	82	30-42-10	70
2017-18	John Chayka	82	29-41-12	70

*Records for '99-00 are "adjusted" to reflect overtime losses instead of regulation ties.

HEAD COACHES

YEAR	NAME	GAMES	RECORD	PTS
1979-80	Tom McVie	77	19-47-11	49
	Bill Sutherland	3	1-2-0	2
1980-81	Tom McVie	28	1-20-7	9
	Bill Sutherland	29	6-20-3	15
	Mike Smith	23	2-17-4	8
1981-82	Tom Watt	80	33-33-14	80
1982-83	Tom Watt	80	33-39-8	74
1983-84	Tom Watt	21	6-13-2	14
	Barry Long	59	25-25-9	59
1984-85	Barry Long	80	43-27-10	96
1985-86	Barry Long	66	19-41-6	44
	John Ferguson	14	7-6-1	15
1986-87	Dan Maloney	80	40-32-8	88
1987-88	Dan Maloney	80	33-36-11	77
1988-89	Dan Maloney	52	18-25-9	45
	Rick Bowness	28	8-17-3	19
1989-90	Bob Murdoch	80	37-32-11	85
1990-91	Bob Murdoch	80	26-43-11	63
1991-92	John Paddock	80	33-32-15	81
1992-93	John Paddock	84	40-37-7	87
1993-94	John Paddock	84	24-51-9	57
1994-95	John Paddock	33	9-18-6	24
	Terry Simpson	15	7-7-1	15
1995-96	Terry Simpson	82	36-40-6	78
1996-97	Don Hay	82	38-37-7	83
1997-98	Jim Schoenfeld	82	35-35-12	82
1998-99	Jim Schoenfeld	82	39-31-12	90
*1999-00	Bob Francis	82	39-31-8-4	90
2000-01	Bob Francis	82	35-27-17-3	90
2001-02	Bob Francis	82	40-27-9-6	95
2002-03	Bob Francis	82	31-35-11-5	78
2003-04	Bob Francis	62	20-24-15-3	58
	Rick Bowness	20	2-12-3-3	10
2005-06	Wayne Gretzky	82	38-39-5	81
2006-07	Wayne Gretzky	82	31-46-5	67
2007-08	Wayne Gretzky	82	38-37-7	83
2008-09	Wayne Gretzky	82	36-39-7	79
2009-10	Dave Tippett	82	50-25-7	107
2010-11	Dave Tippett	82	43-26-13	99
2011-12	Dave Tippett	82	42-27-13	97
2012-13	Dave Tippett	48	21-18-9	51
2013-14	Dave Tippett	82	37-30-15	89
2014-15	Dave Tippett	82	24-50-8	56
2015-16	Dave Tippett	82	35-39-8	78
2016-17	Dave Tippett	82	30-42-10	70
2017-18	Rick Tocchet	82	29-41-12	70

*Records for '99-00 are "adjusted" to reflect overtime losses instead of regulation ties.

GENERAL MANAGER FRANCHISE TOTALS

NAME	GAMES	RECORD	PTS	PT%
John Ferguson	742	278-366-98	654	.441
Don Maloney	704	326-291-87	739	.525
Mike Smith	430	169-204-57	395	.459
Michael Barnett	410	162-183-38-27	389	.474
Bobby Smith	357	168-136-47-6	389	.545
John Paddock	195	69-105-21	159	.408
John Chayka	164	59-83-22	140	.427
Cliff Fletcher	24	8-10-5-1	22	.458

HEAD COACH FRANCHISE TOTALS

NAME	GAMES	RECORD	PTS	PT%
Dave Tippett	622	282-257-83	647	.520
Bob Francis	390	165-144-60-21	411	.527
Wayne Gretzky	328	143-161-24	310	.473
John Paddock	281	106-138-37	249	.443
Dan Maloney	212	91-93-28	210	.495
Barry Long	205	87-93-25	199	.485
Tom Watt	181	72-85-24	168	.464
Jim Schoenfeld	164	74-66-24	172	.524
Bob Murdoch	160	63-75-22	148	.463
Tom McVie	105	20-67-18	58	.276
Terry Simpson	97	43-47-7	93	.479
Don Hay	82	38-37-7	83	.506
Rick Tocchet	82	29-41-12	70	.427
Rick Bowness	48	10-29-6-3	29	.302
Bill Sutherland	32	7-22-3	17	.266
Mike Smith	23	2-17-4	8	.174
John Ferguson	14	7-6-1	15	.536

ASSISTANT COACHES

CAPTAINS

YEAR	NAME
1979-80	Bill Sutherland
1980-81	Bill Sutherland
1981-82	Bill Sutherland
1982-83	Bill Sutherland
1983-84	Bill Sutherland, Barry Long, Rick Bowness
1984-85	Bill Sutherland, Rick Bowness
1985-86	Bill Sutherland, Rick Bowness
1986-87	Bill Sutherland, Rick Bowness
1987-88	Bill Sutherland, Rick St. Croix, Bruce Southern
1988-89	Bill Sutherland, Rick St. Croix, Bruce Southern
1989-90	Alpo Suhonen, Clare Drake
1990-91	Clare Drake, Terry Simpson
1991-92	Terry Simpson, Glen Williamson, *Dave Prior
1992-93	Terry Simpson, Glen Williamson, Alpo Suhonen
1993-94	Andy Murray, Zinetula Bilyaletdinov , *Pete Peeters
1994-95	Andy Murray, Terry Simpson, Zinetula Bilyaletdinov, *Pete Peeters
1995-96	Perry Pearn, Randy Carlyle, *Pete Peeters
1996-97	Zinetula Bilyaletdinov, Paul MacLean, *Pete Peeters
1997-98	John Tortorella, Gordie Roberts, *Benoit Allaire
1998-99	John Tortorella, Gordie Roberts, *Benoit Allaire
1999-00	Rick Bowness, Wayne Fleming, *Benoit Allaire
2000-01	Rick Bowness, Pat Conacher, *Benoit Allaire
2001-02	Rick Bowness, Pat Conacher, *Benoit Allaire
2002-03	Rick Bowness, Pat Conacher, *Benoit Allaire
2003-04	Rick Bowness, Pat Conacher, Tom Kurvers, *Benoit Allaire
2005-06	Rick Tocchet, Barry Smith, Rick Bowness, *Grant Fuhr
2006-07	Barry Smith, Ulf Samuelsson, *Grant Fuhr
2007-08	Ulf Samuelsson, Rick Tocchet, *Grant Fuhr
2008-09	Ulf Samuelsson, Doug Sulliman, *Grant Fuhr
2009-10	Ulf Samuelsson, Dave King, Doug Sulliman, *Sean Burke
2010-11	Ulf Samuelsson, Dave King, Doug Sulliman, *Sean Burke
2011-12	Jim Playfair, John Anderson, *Sean Burke
2012-13	Jim Playfair, John Anderson, *Sean Burke
2013-14	Jim Playfair, Newell Brown, *Sean Burke
2014-15	Jim Playfair, Newell Brown, *Sean Burke
2015-16	Jim Playfair, Newell Brown, John Slaney, *Jon Elkin
2016-17	Jim Playfair, Newell Brown, John Slaney, *Jon Elkin
2017-18	John MacLean, Scott Allen, Steve Peters, *Corey Schwab, *Jon Elkin

* = Goaltending coach

YEAR	NAME
1979-80	Lars-Erik Sjoberg
1980-81	Morris Lukowich Scott Campbell (14 games)
1981-82	Dave Christian Barry Long (5 games)
1982-83	Dave Christian Lucien DeBlois (22 games)
1983-84	Lucien DeBlois
1984-85	Dale Hawerchuk
1985-86	Dale Hawerchuk
1986-87	Dale Hawerchuk
1987-88	Dale Hawerchuk
1988-89	Dale Hawerchuk
1989-90	Thomas Steen, Dale Hawerchuk & Randy Carlyle (Co-captains)
1990-91	Thomas Steen & Randy Carlyle (Co-captains)
1991-92	Troy Murray
1992-93	Troy Murray Dean Kennedy
1993-94	Dean Kennedy Keith Tkachuk
1994-95	Keith Tkachuk
1995-96	Kris King
1996-97	Keith Tkachuk
1997-98	Keith Tkachuk
1998-99	Keith Tkachuk
1999-00	Keith Tkachuk
2000-01	Keith Tkachuk (64 games)
2001-02	Teppo Numminen
2002-03	Teppo Numminen
2003-04	Shane Doan
2005-06	Shane Doan
2006-07	Shane Doan
2007-08	Shane Doan
2008-09	Shane Doan
2009-10	Shane Doan
2010-11	Shane Doan Ed Jovanovski (5 games)
2011-12	Shane Doan
2012-13	Shane Doan
2013-14	Shane Doan
2014-15	Shane Doan
2015-16	Shane Doan
2016-17	Shane Doan
2017-18	Assistants only (Oliver Ekman-Larsson, Derek Stepan, Alex Goligoski, Niklas Hjalmarsson, Brad Richardson)

HOME ATTENDANCE

SEASON	GAMES	TOTAL	AVERAGE	SEASON	GAMES	TOTAL	AVERAGE	SEASON	GAMES	TOTAL	AVERAGE
1979-80	40	527,722	13,193	1996-97	41	639,087	15,587	2014-15	41	547,149	13,345
1980-81	40	523,975	13,099	1997-98	41	631,621	15,405	2015-16	41	545,514	13,305
1981-82	40	528,634	13,216	1998-99	41	637,467	15,548	2016-17	41	536,878	13,094
1982-83	40	511,644	12,791	1999-00	41	614,644	14,991	2017-18	41	540,165	13,041
1983-84	40	482,167	12,054	2000-01	41	583,194	14,224	TOTALS	1510	20,497,446	13,574
1984-85	40	510,633	12,766	2001-02	41	539,770	13,165				
1985-86	40	547,778	13,694	2002-03	41	542,404	13,229				
1986-87	40	543,703	13,593	2003-04	41	634,152	15,467				
1987-88	40	507,066	12,677	2005-06	41	638,871	15,582				
1988-89	40	512,635	12,816	2006-07	41	614,519	14,988				
1989-90	40	524,016	13,100	2007-08	41	607,538	14,818				
1990-91	40	517,246	12,931	2008-09	41	609,507	14,866				
1991-92	40	519,625	12,991	2009-10	41	491,558	11,989				
1992-93	41	555,809	13,556	2010-11	40	487,543	12,189				
1993-94	41	545,198	13,298	2011-12	41	509,241	12,421				
1994-95	24	311,822	12,993	2012-13	24	334,165	13,923				
1995-96	41	463,961	11,316	2013-14	41	578,825	13,461				

1979-1996 - Winnipeg 1996-Present - Arizona

HISTORY

YEAR	POSITION	PLAYER
1980	Left Wing	Morris Lukowich
1981	Left Wing	Morris Lukowich
1982	Center	Dale Hawerchuk
1983	Defenseman	Dave Babych
1984	Defenseman	Dave Babych
1985	Defenseman	Randy Carlyle
	Center	Dale Hawerchuk
	Right Wing	Paul MacLean
1986	Center	Dale Hawerchuk
1987	Center	Dale Hawerchuk
1988	Center	Dale Hawerchuk
1989	Defenseman	Dave Ellett
1990	Center	Thomas Steen (represented by LW Doug Smail)
1991	Defenseman	Phil Housley
1992	Defenseman	Phil Housley
1993	Defenseman	Randy Carlyle
	Defenseman	Phil Housley
	Right Wing	Teemu Selanne
1994	Right Wing	Teemu Selanne
1996	Right Wing	Teemu Selanne
1997	Defenseman	Oleg Tverdovsky
	Left Wing	Keith Tkachuk
1998	Left Wing	Keith Tkachuk (North America)
	Goaltender	Nikolai Khabibulin (World)
1999	Center	Jeremy Roenick (North America)
	Left Wing	Keith Tkachuk (North America)
	Goaltender	Nikolai Khabibulin (World)
	Defenseman	Teppo Numminen (World)
	Coach	Jim Schoenfeld (North America)

YEAR	POSITION	PLAYER
2000	Center	Jeremy Roenick (North America)
	Defenseman	Teppo Numminen (World)
2001	Goaltender	Sean Burke (North America)
	Defenseman	Teppo Numminen (World)
2002	Goaltender	Sean Burke (North America)
2003	No Representatives	
2004	Right Wing	Shane Doan
2007	Center	Yanic Perreault
	Defenseman	Ed Jovanovski
2008	Defenseman	Ed Jovanovski
2009	Left Wing	Shane Doan
2011	Defenseman	Keith Yandle
2012	Defenseman	Keith Yandle
2015	Defenseman	Oliver Ekman-Larsson
2017	Goaltender	Mike Smith
2018	Defenseman	Oliver Ekman-Larsson
1987	<i>Rendez-Vous '87 replaces NHL All-Star Game</i>	
1995	<i>No NHL All-Star Game due to shortened season</i>	
1998	<i>NHL All-Star Game format changes to North America vs. the World</i>	
2003	<i>NHL All-Star Game format changes to Eastern Conference vs. Western Conference</i>	
2005	<i>No NHL All-Star Game due to cancelled 2004-05 season</i>	
2006	<i>No NHL All-Star Game due to 2006 Olympic Winter Games</i>	
2010	<i>No NHL All-Star Game due to 2010 Olympic Winter Games</i>	
2013	<i>No NHL All-Star Game due to shortened season</i>	
2014	<i>No NHL All-Star Game due to 2014 Olympic Winter Games</i>	

YOUNG STARS / ALL STARS / ALL ROOKIE TEAM

YOUNG STARS GAME

YEAR	POSITION	PLAYER
2002	Center	Krystofer Kolanos (represented by D Paul Mara)
2003	Defenseman	Ossi Vaananen
	Right Wing	Branko Radivojevic
2004	No Representatives	
2007	No Representatives	
2008	Center	Peter Mueller
2009	Right Wing	Mikkel Boedker
2011	Defenseman	Oliver Ekman-Larsson

*NHL Young Stars Game began in the 2001-02 season

- 2005 *No NHL Young Stars Game due to cancelled 2004-05 season*
- 2006 *No NHL Young Stars Game due to 2006 Olympic Winter Games*
- 2010 *No NHL Young Stars Game due to 2010 Olympic Winter Games*
- 2013 *No NHL Young Stars Game due to shortened season*
- 2014 *No NHL Young Stars Game due to 2014 Olympic Winter Games*

ALL STAR TEAMS (POSTSEASON)

YEAR	POS.	PLAYER	TEAM
1984-85	C	Dale Hawerchuk	Second Team
1991-92	D	Phil Housley	Second Team
1992-93	RW	Teemu Selanne	First Team
1994-95	C	Alexei Zhamnov	Second Team
	LW	Keith Tkachuk	Second Team
2009-10	G	Ilya Bryzgalov	Second Team
2011-12	LW	Ray Whitney	Second Team

ALL ROOKIE TEAMS

YEAR	POS.	PLAYER
1987-88	LW	Iain Duncan
1989-90	G	Bob Essensa
1992-93	RW	Teemu Selanne
1993-94	D	Boris Mironov
2017-18	RW	Clayton Keller

*NHL All-Rookie Teams began in the 1982-83 season



HART TROPHY

YEAR	POS.	PLAYER	WINNER
1985	C	Dale Hawerchuk	Runner-Up



VEZINA TROPHY

YEAR	POS.	PLAYER	WINNER
2010	G	Ilya Bryzgalov	Runner-Up



CALDER TROPHY

YEAR	POS.	PLAYER	WINNER
1982	C	Dale Hawerchuk	Winner
1993	RW	Teemu Selanne	Winner
2018	RW	Clayton Keller	Finalist



KING CLANCY TROPHY

YEAR	POS.	PLAYER	WINNER
1996	LW	Kris King	Winner
2010	RW	Shane Doan	Winner



LESTER PATRICK TROPHY

YEAR	POS.	PLAYER	WINNER
1995	LW	Brian Mullen	Winner



JACK ADAMS AWARD

YEAR	COACH	WINNER
1982	Tom Watt	Winner
1985	Barry Long	Runner-Up
1990	Bob Murdoch	Winner
2002	Bob Francis	Winner
2010	Dave Tippett	Winner



LESTER B. PEARSON AWARD

YEAR	POS.	PLAYER	WINNER
2002	G	Sean Burke	Finalist



MARK MESSIER LEADERSHIP AWARD

YEAR	POS.	PLAYER	WINNER
2010	RW	Shane Doan	Finalist
2011	RW	Shane Doan	Finalist
2012	RW	Shane Doan	Winner

GENERAL MANAGER OF THE YEAR AWARD

YEAR	EXECUTIVE	WINNER
2010	Don Maloney	Winner

NHL PLAYER OF THE WEEK

YEAR	WEEK OF	POS.	WINNER
1980-81	Feb. 16	C	Dave Christian
1981-82	Mar. 8	G	Doug Soetaert
	Mar. 22	G	Ed Staniowski
1984-85	Mar. 18	G	Brian Hayward
1986-87	Nov. 16	G	Eldon Reddick
	Mar. 1	C	Dale Hawerchuk
1987-88	Feb. 7	C	Dale Hawerchuk
1988-89	Nov. 20	G	Alain Chevrier
1989-90	Jan. 1	G	Bob Essensa
1990-91	Nov. 4	G	Bob Essensa
	Feb. 3	C	Thomas Steen
1991-92	Nov. 17	G	Bob Essensa
	Feb. 2	G	Bob Essensa
1992-93	Mar. 1	C	Thomas Steen
1993-94	Oct. 25	RW	Teemu Selanne
	Dec. 6	LW	Keith Tkachuk
1995-96	Apr. 1	LW	Keith Tkachuk
1996-97	Mar. 10	G	Nikolai Khabibulin
	Apr. 7	LW	Keith Tkachuk
1997-98	Dec. 15	RW	Mike Gartner
1998-99	Nov. 9-15	G	Jimmy Waite
1999-00	Nov. 22-28	C	Jeremy Roenick
2002-03	Dec. 30-Jan. 5	G	Sean Burke
2003-04	Dec. 29-Jan. 4	G	Brian Boucher
2003-04	Jan. 5-11	G	Brian Boucher
2005-06	Mar. 27-Apr. 2	C	Steven Reinprecht
2009-10	Oct. 12-18	G	Ilya Bryzgalov
2009-10	Jan. 25-31	RW	Shane Doan
2011-12	Feb. 6-12	G	Mike Smith
2011-12	Apr. 2-8	G	Mike Smith
2015-16	Oct. 7-11	G	Mike Smith
2015-16	Dec. 28-Jan. 3	RW	Shane Doan
2017-18	Feb. 12-18	G	Antti Raanta
2017-18	Mar. 26- Apr. 1	G	Antti Raanta

*NHL Player of the Week began in the 1980-81 season

NHL PLAYER OF THE MONTH

YEAR	MONTH	POS.	PLAYER
1984-85	Mar./Apr.	G	Brian Hayward
1992-93	January	RW	Teemu Selanne
1999-00	October	G	Mikhail Shtalenkov
2000-01	October	G	Sean Burke
2001-02	March	G	Sean Burke
2009-10	March	RW	Lee Stempniak
2011-12	February	G	Mike Smith

*NHL Player of the Month began in the 1980-81 season

NHL ROOKIE OF THE MONTH

YEAR	MONTH	POS.	PLAYER
1986-87	January	G	Daniel Berthiaume
1992-93	October	RW	Teemu Selanne
	January	RW	Teemu Selanne
	Mar./Apr.	RW	Teemu Selanne
1999-00	January	C	Trevor Letowski
2001-02	November	C	Krystofer Kolanos
2007-08	January	C	Peter Mueller
2015-16	January	G	Louis Domingue
2017-18	October	LW	Clayton Keller
2017-18	March	LW	Clayton Keller

*NHL Rookie of the Month began in the 1983-84 season

TEAM MVP

YEAR	POS.	PLAYER
1996-97	LW	Keith Tkachuk
1997-98	LW	Keith Tkachuk
1998-99	G	Nikolai Khabibulin
1999-00	C	Jeremy Roenick
2000-01	G	Sean Burke
2001-02	G	Sean Burke
2002-03	RW	Mike Johnson
2003-04	RW	Shane Doan
2005-06	G	Curtis Joseph
2006-07	RW	Shane Doan
2007-08	RW	Shane Doan
2008-09	RW	Shane Doan
2009-10	G	Ilya Bryzgalov
2010-11	G	Ilya Bryzgalov
2011-12	G	Mike Smith
2012-13	D	Oliver Ekman-Larsson
2013-14	C	Antoine Vermette
2014-15	D	Oliver Ekman-Larsson
2015-16	D	Oliver Ekman-Larsson
2016-17	RW	Radim Vrbata
2017-18	RW	Clayton Keller

LEADING SCORER

YEAR	POS.	PLAYER
1996-97	LW	Keith Tkachuk
1997-98	LW	Keith Tkachuk
1998-99	C	Jeremy Roenick
1999-00	C	Jeremy Roenick
2000-01	C	Jeremy Roenick
2001-02	C	Daymond Langkow
2002-03	RW	Mike Johnson
2003-04	RW	Shane Doan
2005-06	RW	Shane Doan
2006-07	RW	Shane Doan
2007-08	RW	Shane Doan
2008-09	RW	Shane Doan
2009-10	LW	Wojtek Wolski
2010-11	RW	Shane Doan
2011-12	LW	Ray Whitney
2012-13	RW	Shane Doan
2013-14	D	Keith Yandle
2014-15	D	Oliver Ekman-Larsson
2015-16	D	Oliver Ekman-Larsson
2016-17	RW	Radim Vrbata
2017-18	RW	Clayton Keller

MAN OF THE YEAR

YEAR	POS.	PLAYER
1996-97	LW	Kris King
1997-98	LW	Jim McKenzie
1998-99	C	Jeremy Roenick
1999-00	C	Jeremy Roenick
2000-01	LW	Brad May
2001-02	RW	Landon Wilson
2002-03	RW	Landon Wilson
2003-04	RW	Shane Doan
	LW	Tyson Nash
	D	Keith Ballard
2005-06	RW	Fredrik Sjostrom
2006-07	LW	Josh Gratton
2007-08	D	Derek Morris
2008-09	D	Kurt Sauer
2009-10	D	Jim Vandermeer
2010-11	C	Vernon Fiddler
2011-12	G	Jason LaBarbera
2012-13	LW	Paul Bissonnette
2013-14	RW	David Moss
2014-15	D	Michael Stone
2015-16	D	Michael Stone
2016-17	D	Oliver Ekman-Larsson
2017-18	D	Oliver Ekman-Larsson

JUKKA NIEMINEN MEMORIAL TROPHY

(HARDEST WORKING Player)

YEAR	POS.	PLAYER
1996-97	RW	Dallas Drake
1997-98	RW	Dallas Drake
1998-99	RW	Rick Tocchet
1999-00	RW	Shane Doan
2000-01	C	Mike Sullivan
2001-02	RW	Shane Doan
2002-03	RW	Shane Doan
2003-04	D	Cale Hulse
2005-06	D	Keith Ballard
2006-07	D	Keith Ballard
2007-08	RW	Shane Doan
2008-09	D	Zbynek Michalek
2009-10	C	Vernon Fiddler
2010-11	LW	Lauri Korpikoski
2011-12	RW	Shane Doan
2012-13	C	Boyd Gordon
2013-14	C	Antoine Vermette
2014-15	RW	Tobias Rieder
2015-16	LW	Jordan Martinook
2016-17	LW	Jordan Martinook
2017-18	C	Nick Cousins

THREE-STAR AWARD

YEAR	POS.	PLAYER
1996-97	LW	Keith Tkachuk
1997-98	LW	Keith Tkachuk
1998-99	LW	Keith Tkachuk
1999-00	LW	Keith Tkachuk
2000-01	G	Sean Burke
2001-02	G	Sean Burke
2002-03	LW	Ladislav Nagy
2003-04	RW	Shane Doan
2005-06	G	Curtis Joseph
2006-07	RW	Shane Doan
2007-08	G	Ilya Bryzgalov
2008-09	RW	Shane Doan
2009-10	G	Ilya Bryzgalov
2010-11	G	Ilya Bryzgalov
2011-12	G	Mike Smith
2012-13	G	Mike Smith
2013-14	G	Mike Smith
2014-15	G	Mike Smith
2015-16	RW	Shane Doan
2016-17	G	Mike Smith
2017-18	RW	Clayton Keller

HOCKEY HALL OF FAME

HHOF MEMBER	YEAR INDUCTED	FRANCHISE AFFILIATION
Bobby Hull	1983 as Player	Player, 1979-80
Wayne Gretzky	1999 as Player	Managing Partner-Head Coach, 2001-2009
Dale Hawerchuk	2001 as Player	Player, 1981-82 to 1989-90
Mike Gartner	2001 as Player	Player, 1996-97 to 1997-98
Grant Fuhr	2003 as Player	Goaltending Coach, 2004-2009
Cliff Fletcher	2004 as Builder	Senior Executive VP, 2001-2007
Paul Coffey	2004 as Player	Special Teams Consultant, 2002-2005
Brett Hull	2009 as Player	Player, 2005-06
Phil Housley	2015 as Player	Player, 1990-93

OLYMPIC GAMES

YEAR	POS.	PLAYER	COUNTRY	FINISH	YEAR	POS.	PLAYER	COUNTRY	FINISH
1980	C	Dave Christian	USA	Gold	1994	LW	Ravil Gusmanov	Russia	4th
	LW	Bengt Lundholm	Sweden	Bronze	1998	LW	Keith Tkachuk	USA	6th
	D	Don Spring	Canada	6th		C	Jeremy Roenick	USA	6th
	D	Tim Watters	Canada	6th		D	Teppo Numminen	Finland	Bronze
1984	LW	Anssi Melametsa	Finland	6th		C	Juha Ylonen	Finland	Bronze
	G	Marc Behrend	USA	7th	2002	D	Danny Markov	Russia	Bronze
1988	D	Tim Watters	Canada	4th		D	Teppo Numminen	Finland	6th
	D	Teppo Numminen	Finland	Silver		D	Ossi Vaananen	Finland	6th
	D	Guy Gosselin	USA	7th		C	Michal Handzus	Slovakia	13th
1992	LW	Petri Skriko	Finland	7th	2006	RW	Shane Doan	Canada	7th
	G	Nikolai Khabibulin	Russia	Gold		D	Dennis Seidenberg	Germany	9th
	D	Sergei Bautin	Russia	Gold	2010	G	Ilya Bryzgalov	Russia	7th
	LW	Evgeny Davydov	Russia	Gold		D	Sami Lepisto	Finland	Bronze
	C	Alexei Zhamnov	Russia	Gold		D	Zbynek Michalek	Czech Republic	5th
	LW	Keith Tkachuk	USA	4th	2014	G	Mike Smith	Canada	Gold
	D	Moe Mantha	USA	4th		D	Oliver Ekman-Larsson	Sweden	Silver
	RW	Teemu Selanne	Finland	7th		LW	Lauri Korpikoski	Finland	Bronze
	RW	Hannu Jarvenpaa	Finland	7th		D	Zbynek Michalek	Czech Republic	6th
						C	Martin Hanzal	Czech Republic	6th

SEASON OPENERS

SEASON	SITE	DATE	OPP.	RESULT
1979-80	Road	Oct. 10	at Pittsburgh	4-2 L
1980-81	Road	Oct. 10	at Washington	4-1 L
1981-82	Home	Oct. 6	vs. Toronto	6-1 L
1982-83	Home	Oct. 6	vs. Minnesota	5-4 L
1983-84	Home	Oct. 5	vs. Detroit	6-6 T
1984-85	Home	Oct. 14	vs. Toronto	5-2 W
1985-86	Road	Oct. 10	at Edmonton	4-3 L
1986-87	Home	Oct. 9	vs. Buffalo	3-2 W
1987-88	Road	Oct. 10	at Calgary	5-1 W
1988-89	Road	Oct. 6	at Vancouver	2-2 T
1989-90	Home	Oct. 6	vs. NY Rangers	4-1 L
1990-91	Home	Oct. 4	vs. Toronto	7-1 W
1991-92	Home	Oct. 4	vs. Los Angeles	6-3 L
1992-93	Home	Oct. 6	vs. Detroit	4-1 W
1993-94	Home	Oct. 6	vs. Washington	6-4 W
1994-95	Home	Jan. 20	vs. Calgary	3-3 T
1995-96	Home	Oct. 7	vs. Dallas	7-5 W
1996-97	Road	Oct. 5	at Hartford	1-0 L
1997-98	Home	Oct. 1	vs. Chicago	6-2 W

SEASON	SITE	DATE	OPP.	RESULT
1998-99	Home	Oct. 11	vs. Ottawa	4-1 L
1999-00	Road	Oct. 2	at St. Louis	2-1 W
2000-01	Home	Oct. 5	vs. St. Louis	4-1 W
2001-02	Road	Oct. 4	at Los Angeles	2-2 T
2002-03	Road	Oct. 9	at Los Angeles	4-1 L
2003-04	Home	Oct. 10	vs. St. Louis	2-1 W
2005-06	Road	Oct. 5	at Vancouver	3-2 L
2006-07	Home	Oct. 5	vs. NY Islanders	6-3 W
2007-08	Home	Oct. 4	vs. St. Louis	3-2 W
2008-09	Home	Oct. 11	vs. Columbus	3-1 W
2009-10	Road	Oct. 3	at Los Angeles	6-3 W
*2010-11	Road	Oct. 9	at Boston	5-2 W
2011-12	Road	Oct. 8	at San Jose	6-3 L
2012-13	Road	Jan. 19	at Dallas	4-3 L
2013-14	Home	Oct. 3	vs. NY Rangers	4-1 W
2014-15	Home	Oct. 9	vs. Winnipeg	6-2 L
2015-16	Road	Oct. 9	at Los Angeles	4-1 W
2016-17	Home	Oct. 15	vs. Philadelphia	4-3 W
2017-18	Road	Oct. 5	at Anaheim	5-4 L

RECORD: 19-15-4-0

*Game Played at O2 Arena in Prague, CZE as part of the 2010 Compuware NHL Premiere Series

HOME OPENERS

SEASON	DATE	OPPONENT	RESULT
1979-80	Oct. 14	vs. Colorado	4-2 W
1980-81	Oct. 17	vs. Chicago	6-2 W
1981-82	Oct. 6	vs. Toronto	6-1 L
1982-83	Oct. 6	vs. Minnesota	5-4 L
1983-84	Oct. 5	vs. Detroit	6-6 T
1984-85	Oct. 14	vs. Toronto	5-2 W
1985-86	Oct. 13	vs. Quebec	5-2 L
1986-87	Oct. 9	vs. Buffalo	3-2 W
1987-88	Oct. 12	vs. Calgary	3-2 W
1988-89	Oct. 14	vs. Vancouver	4-3 W
1989-90	Oct. 6	vs. NY Rangers	4-1 L
1990-91	Oct. 4	vs. Toronto	7-1 W
1991-92	Oct. 4	vs. Los Angeles	6-3 L
1992-93	Oct. 6	vs. Detroit	4-1 W
1993-94	Oct. 6	vs. Washington	6-4 W
1994-95	Jan. 20	vs. Calgary	3-3 T
1995-96	Oct. 7	vs. Dallas	7-5 W
1996-97	Oct. 10	vs. San Jose	4-1 W
1997-98	Oct. 1	vs. Chicago	6-2 W

SEASON	DATE	OPPONENT	RESULT
1998-99	Oct. 11	vs. Ottawa	4-1 L
1999-00	Oct. 5	vs. Anaheim	4-0 W
2000-01	Oct. 5	vs. St. Louis	4-1 W
2001-02	Oct. 13	vs. Washington	5-2 W
2002-03	Oct. 12	vs. Dallas	5-2 L
2003-04	Oct. 10	vs. St. Louis	2-1 W
2005-06	Oct. 8	vs. Minnesota	2-1 W
2006-07	Oct. 5	vs. NY Islanders	6-3 W
2007-08	Oct. 4	vs. St. Louis	3-2 W
2008-09	Oct. 11	vs. Columbus	3-1 W
2009-10	Oct. 10	vs. Columbus	2-0 L
2010-11	Oct. 16	vs. Detroit	2-1 OTL
2011-12	Oct. 15	vs. Winnipeg	4-1 W
2012-13	Jan. 20	vs. Chicago	6-4 L
2013-14	Oct. 3	vs. NY Rangers	4-1 W
2014-15	Oct. 9	vs. Winnipeg	6-2 L
2015-16	Oct. 10	vs. Pittsburgh	2-1 W
2016-17	Oct. 15	vs. Philadelphia	4-3 W
2017-18	Oct. 7	vs. Vegas	2-1 OTL

RECORD: 24-10-2-2

ROAD OPENERS

SEASON	DATE	OPPONENT	RESULT
1979-80	Oct. 10	at Pittsburgh	4-2 L
1980-81	Oct. 10	at Washington	4-1 L
1981-82	Oct. 14	at Edmonton	4-2 W
1982-83	Oct. 9	at Detroit	8-0 W
1983-84	Oct. 12	at Pittsburgh	4-3 W
1984-85	Oct. 17	at Calgary	7-4 L
1985-86	Oct. 10	at Edmonton	4-3 L
1986-87	Oct. 16	at Hartford	4-4 T
1987-88	Oct. 10	at Calgary	5-1 W
1988-89	Oct. 6	at Vancouver	2-2 T
1989-90	Oct. 10	at Pittsburgh	5-1 L
1990-91	Oct. 6	at Edmonton	3-3 T
1991-92	Oct. 10	at San Jose	5-4 W
1992-93	Oct. 8	at San Jose	4-3 L
1993-94	Oct. 9	at Dallas	3-3 T
1994-95	Jan. 25	at San Jose	4-0 L
1995-96	Oct. 11	at NY Rangers	6-4 L
1996-97	Oct. 5	at Hartford	1-0 L
1997-98	Oct. 3	at St. Louis	7-2 L
1998-99	Oct. 22	at Dallas	2-1 L
1999-00	Oct. 2	at St. Louis	2-1 W

SEASON	DATE	OPPONENT	RESULT
2000-01	Oct. 12	at San Jose	2-1 L
2001-02	Oct. 4	at Los Angeles	2-2 T
2002-03	Oct. 9	at Los Angeles	4-1 L
2003-04	Oct. 12	at Anaheim	2-0 W
2005-06	Oct. 5	at Vancouver	3-2 L
2006-07	Oct. 9	at Columbus	5-1 L
2007-08	Oct. 10	at Columbus	3-0 L
2008-09	Oct. 12	at Anaheim	4-2 W
2009-10	Oct. 3	at Los Angeles	6-3 W
*2010-11	Oct. 9	at Boston	5-2 W
2011-12	Oct. 8	at San Jose	6-3 L
2012-13	Jan. 19	at Dallas	4-3 L
2013-14	Oct. 5	at San Jose	4-1 L
2014-15	Oct. 21	at Nashville	4-3 SOL
2015-16	Oct. 9	at Los Angeles	4-1 W
2016-17	Oct. 18	at Ottawa	7-4 L
2017-18	Oct. 5	at Anaheim	5-4 L

RECORD: 11-21-5-1

*Game Played at O2 Arena in Prague, CZE as part of the 2010 Compuware NHL Premiere Series

FIRST GAME**Home:** vs Colorado, Oct. 14, 1979**Road:** at Pittsburgh, Oct. 10, 1979**FIRST STARTING LINE UP****Goaltender:** Gary Smith**Defensemen:** Lars-Erik Sjoberg, Craig Norwich**Center:** Peter Sullivan**Left Wing:** Morris Lukowich**Right Wing:** Willy Lindstrom**FIRST WIN****Home:** vs Colorado (4-2), Oct. 14, 1979**Road:** at Quebec (5-2), Oct. 31, 1979**FIRST LOSS****Home:** vs Detroit (5-1), Oct. 17, 1979**Road:** at Pittsburgh (4-2), Oct. 10, 1979**FIRST TIE****Home:** vs St. Louis (2-2), Oct. 28, 1979**Road:** at Minnesota (4-4), Dec. 1, 1979**FIRST GOAL****Home:** Peter Sullivan (5:50 of 1st period) vs Colorado, Oct. 14, 1979**Road:** Morris Lukowich (13:34 of 3rd period) vs Pittsburgh, Oct. 10, 1979**FIRST ASSISTS****Home:** Willy Lindstrom, Lars Sjoberg (5:50 of 1st period) vs Colorado, Oct. 14, 1979**Road:** Peter Marsh, Barry Melrose (13:34 of 3rd period) at Pittsburgh, Oct. 10, 1979**FIRST MINOR PENALTY****Home:** Gary Smith, slashing (0:33 of 1st period) vs Colorado, Oct. 14, 1979**Road:** Hilliard Graves, slashing (3:19 of 1st period) at Pittsburgh, Oct. 10, 1979**FIRST MAJOR PENALTY****Home:** Peter Marsh (14:23 of 2nd period) vs Detroit, Oct. 17, 1979**Road:** Barry Melrose (18:23 of 1st period) vs Colorado, Oct. 20, 1979**FIRST MISCONDUCT PENALTY****Home:** Peter Marsh (14:23 of 2nd period) vs Detroit, Oct. 17, 1979**Road:** Jimmy Mann (11:15 of 3rd period) vs Atlanta, Nov. 6, 1979**FIRST POWER-PLAY GOAL****Home:** Jude Drouin (18:30 of 2nd period) vs Colorado, Oct. 14, 1979**Road:** Peter Sullivan (15:56 of 3rd period) at Pittsburgh, Oct. 10, 1979**FIRST SHORTHANDED GOAL****Home:** Lars-Erik Sjoberg (4:30 of 2nd period) vs Vancouver, Nov. 24, 1979**Road:** Jude Drouin (5:33 of 1st period) at Minnesota, Dec. 1, 1979**FIRST GAME-WINNING GOAL****Home:** Jude Drouin (18:30 of 2nd period) vs Colorado, Oct. 14, 1979**Road:** Ron Wilson (8:33 of 2nd period) at Quebec, Oct. 31, 1979**FIRST GOAL ALLOWED****Home:** Barry Beck (against Gary Smith at 3:39 of 1st period) vs Colorado, Oct. 14, 1979**Road:** Greg Malone (against Gary Smith at 2:04 of 2nd period) at Pittsburgh, Oct. 10, 1979**FIRST WIN BY A GOALTENDER****Home:** Gary Smith vs Colorado (4-2), Oct. 14, 1979**Road:** Gary Smith at Quebec (5-2), Oct. 31, 1979**FIRST LOSS BY A GOALTENDER****Home:** Pierre Hamel vs Detroit (5-1), Oct. 17, 1979**Road:** Gary Smith at Pittsburgh (4-2), Oct. 10, 1979**FIRST SHUTOUT FOR****Home:** Markus Mattsson (27 saves) vs Hartford (7-0), Mar. 26, 1980**Road:** Markus Mattsson (20 saves) vs NY Islanders (0-0), Feb. 12, 1980**FIRST SCORELESS GAME****Home:** vs. Dallas (Ilya Bryzgalov and Marty Turco), Jan. 10, 2009***Road:** at NY Islanders (Markus Mattsson and Glenn Resch), Feb. 12, 1980**FIRST 2-GOAL GAME****Home:** Craig Norwich vs Colorado, Oct. 14, 1979**Road:** Peter Sullivan vs Quebec, Oct. 31, 1979**FIRST HAT TRICK****Home:** Willy Lindstrom (3 goals) vs Montreal, Dec. 15, 1979**Road:** Dave Christian (3 goals) at NY Rangers, Feb. 12, 1981**FIRST PENALTY SHOT****Home:** Peter Sullivan vs Minnesota (against Gary Edwards at 9:16 of 3rd period), Oct. 19, 1979 (failed)**Road:** Brent Ashton at Vancouver (against Kirk McLean at 19:40 of 1st period), Dec. 11, 1988 (scored)**Phoenix won 1-0 in a shootout (no goals scored in regulation or overtime)*

FIRST GAME**Home** - vs. San Jose, Oct. 10, 1996**Road** - at Hartford, Oct. 5, 1996**FIRST STARTING LINE UP****Goaltender:** Nikolai Khabibulin**Defensemen:** Brad McCrimmon, Jim Johnson**Center:** Keith Tkachuk**Left Wing:** Jim McKenzie**Right Wing:** Shane Doan**FIRST WIN****Home** - vs. San Jose (4-1), Oct. 10, 1996**Road** - at Boston (5-2), Oct. 7, 1996**FIRST LOSS****Home** - vs. Edmonton (6-3), Oct. 14, 1996**Road** - at Hartford (1-0), Oct. 5, 1996**FIRST TIE****Home** - vs. Florida (1-1), Oct. 20, 1996**Road** - at Colorado (3-3), Oct. 11, 1997**FIRST GOAL****Home** - Kris King (19:34 of 1st period) vs. San Jose, Oct. 10, 1996**Road** - Mike Gartner (7:11 of 1st period) at Boston, Oct. 7, 1996**FIRST ASSIST****Home** - Brad McCrimmon, Darrin Shannon (19:34 of 1st period) vs. San Jose, Oct. 10, 1996**Road** - Keith Tkachuk (7:11 of 1st period) at Boston, Oct. 7, 1996**FIRST MINOR PENALTY****Home** - Mike Gartner, high sticking (4:49 of 1st period) vs. San Jose, Oct. 10, 1996**Road** - Nikolai Khabibulin, delay of game (3:50 of 1st period) at Hartford, Oct. 5, 1996**FIRST MAJOR PENALTY****Home** - Jim McKenzie, fighting (18:22 of 2nd period) vs. San Jose, Oct. 10, 1996**Road** - Darrin Shannon, fighting (13:47 of 3rd period) at Boston, Oct. 7, 1996**FIRST MISCONDUCT PENALTY****Home** - Dallas Drake (7:58 of 1st period) vs. Montreal, Nov. 3, 1996**Road** - Kris King (16:06 of 1st period) at St. Louis, Nov. 21, 1996**FIRST POWER PLAY GOAL****Home** - Mike Gartner (7:41 of 2nd period) vs. San Jose, Oct. 10, 1996**Road** - Dallas Drake (4:00 of 2nd period) at Toronto, Oct. 26, 1996**FIRST SHORTHANDED GOAL****Home** - Keith Tkachuk (19:06 of 3rd period) vs. Anaheim, Oct. 12, 1996**Road** - Oleg Tverdovsky (10:50 of 3rd period) at NY Islanders, Dec. 10, 1996**FIRST GAME WINNING GOAL****Home** - Mike Gartner (7:41 of 2nd period) vs. San Jose, Oct. 10, 1996**Road** - Oleg Tverdovsky (9:00 of 1st period) at Boston, Oct. 7, 1996**FIRST GOAL ALLOWED****Home** - Bernie Nicholls (against Nikolai Khabibulin at 19:29 of 2nd period) vs. San Jose, Oct. 10, 1996**Road** - Alexander Godnyuk (against Nikolai Khabibulin at 2:48 of 2nd period) at Hartford, Oct. 5, 1996**FIRST WIN BY A GOALTENDER****Home** - Nikolai Khabibulin vs. San Jose (4-1), Oct. 10, 1996**Road** - Nikolai Khabibulin at Boston (5-2), Oct. 7, 1996**FIRST LOSS BY A GOALTENDER****Home** - Nikolai Khabibulin vs. Edmonton (6-3), Oct. 14, 1996**Road** - Nikolai Khabibulin at Hartford (1-0), Oct. 5, 1996**FIRST SHUTOUT FOR****Home** - Nikolai Khabibulin (26 saves) vs. Vancouver (4-0), Jan. 25, 1997**Road** - Darcy Wakaluk (33 saves) at St. Louis (3-0), Dec. 5, 1996**FIRST SHUTOUT AGAINST****Home** - Rick Tabaracci (21 saves) vs. Tampa Bay (2-0), Feb. 4, 1997**Road** - Sean Burke (30 saves) at Hartford (1-0), Oct. 5, 1996**FIRST SCORELESS GAME****Home** - vs. Dallas (Ilya Bryzgalov and Marty Turco), Jan. 10, 2009***Road** - at Chicago (Zac Bierk and Michael Leighton), Jan. 8, 2003**FIRST 2-GOAL GAME****Home** - Dallas Drake vs. Montreal, Nov. 3, 1996**Road** - Mike Gartner at Montreal, Oct. 28, 1996**FIRST HAT TRICK****Home** - Keith Tkachuk (3 goals) vs. New Jersey, Nov. 28, 1996**Road** - Mike Gartner (3 goals) at Boston, Oct. 7, 1996**FIRST PENALTY SHOT****Home** - Mike Hudson vs. Detroit (against Chris Osgood at 8:36 of 3rd period), Nov. 18, 1996 (failed)**Road** - Jeremy Roenick at Columbus (against Marc Denis at 17:06 of 2nd period), Feb. 28, 2001 (failed)**Phoenix won 1-0 in a shootout (no goals scored in regulation or overtime)*



9 – Bobby Hull

Hull's #9 was originally retired by the Winnipeg Jets on February 19, 1989; his #9 was entered into the Coyotes' Ring of Honor on October 8, 2005

- Appeared in 411 career WHA games with the Winnipeg Jets (1972-1978)
- Played one NHL season with the Jets (1978-79)
- Appeared in 1,063 career NHL games over 16 seasons with the Jets, Blackhawks and Hartford Whalers, registering 610-560-1,170
- Scored 50 or more goals nine times, 80 or more points 13 times



25 – Thomas Steen

Steen's #25 was originally retired by the Winnipeg Jets on May 6, 1995; his #25 was entered into the Coyotes' Ring of Honor on January 21, 2006

- First non-North American player to have his number retired by an NHL team
- Upon his retirement, ranked among the NHL's top 80 all-time point leaders
- NHL All-Star in 1990
- Spent his entire 14-year NHL career with the Winnipeg Jets
- Registered 27-61-88 during the 1988-89 campaign
- Jets co-captain for the 1989-90 and 1990-91 seasons
- Ranks second in assists (553), third in points (817) and second shorthanded goals (13), third in games played (950) and fourth in goals (264) in franchise history



10 – Dale Hawerchuk

Hawerchuk's #10 was entered into the Coyotes' Ring of Honor on April 5, 2007

- Appeared in 713 career NHL games with the Winnipeg Jets
- Registered 518 goals, 891 assists and 1,409 points in 1,188 career NHL games
- Recorded more than a point-per-game for 13 consecutive seasons
- Youngest player in NHL history to play in 1,000 career NHL games (30 years, 306 days)
- Became the youngest player in NHL history to reach the 100-point plateau in his rookie season (1981-82)
- Calder Memorial Trophy (1982)
- Second Team NHL All-Star (1985)
- Runner up for the Hart Memorial Trophy (1985)
- Served as Jets captain from 1984-90
- Selected to five NHL All-Star Games (1982, 1985, 1986, 1987, 1988)
- Inducted into the Hockey Hall of Fame in 2001



27 – Teppo Numminen

Numminen's #27 was entered into the Coyotes' Ring of Honor on January 30, 2010

- His 1,372 career NHL games are the most ever by a European-trained NHL player
- Served as Coyotes captain during the 2001-02 and 2002-03 campaigns
- Participated in three NHL All-Star Games (1999, 2000, 2001)
- Represented Finland at four Winter Olympics (1988, 1998, 2002, 2006), and at five IIHF World Championships (1987, 1991, 1994, 1996, 1997)
- Earned six total medals in international competition
- Ranks as the franchise's all-time leader in goals (108), assists (426) and points (534) among defensemen
- Totaled 117-520-637 in 1,372 career NHL games with the Jets, Coyotes, Stars and Sabres



7 – Keith Tkachuk

Tkachuk's #7 was entered into the Coyotes' Ring of Honor on December 23, 2011

- Recorded 538-527-1,065 in 1,201 career NHL games with Winnipeg/Phoenix, St. Louis and Atlanta
- Registered 323-300-623 and 1,508 penalty minutes in 640 games over 10 seasons with the Jets/Coyotes franchise
- One of four U.S. born players to score 500-plus NHL goals
- Second-Team NHL All-Star (1995, 1998)
- U.S. Hockey Hall of Fame (2011)
- Participated in five NHL All-Star Games (1997, 1998, 1999, 2004, 2009)
- Represented Team USA at four Winter Olympics (1992, 1998, 2002, 2006)
- Was a member of the 2006 World Cup of Hockey winning U.S. team
- Led the Coyotes in scoring during four seasons (1993-94, 1995-96, 1996-97, 1997-98)
- Served as Coyotes/Jets captain from 1993-95 and 1996-01
- Ranks third all-time in franchise history in goals (323) and power-play goals (114) as well as second in game-winning goals (40) and hat tricks (9). He also ranks first all-time in penalty minutes (1,508).



97 – Jeremy Roenick

Roenick's #97 was entered into the Coyotes' Ring of Honor on February 11, 2012

- Collected 513-703-1,216 in 1,363 career NHL games with Chicago, Phoenix, Philadelphia, Los Angeles and San Jose
- In six seasons with the Coyotes, appeared in 454 games, recording 152-227-379 and 596 penalty minutes
- Second-highest American born goal scorer; one of four U.S. born players to score 500-plus NHL goals
- U.S. Hockey Hall of Fame (2010)
- Participated in nine NHL All-Star Games (1991, 1992, 1993, 1994, 1999, 2000)
- Represented Team USA at two Winter Olympics (1998, 2002)
- Led the Coyotes in scoring for three consecutive seasons (1998-99, 1999-00, 2000-01)

DOAN 19

Shane Doan's jersey will be retired on Sunday, February 24 when the Coyotes host the Winnipeg Jets. Doan will become the first Coyotes player to have his jersey retired at Gila River Arena.

- 21 seasons and 1,540 regular season games with the franchise.
- Finished his NHL career with 402-570-972 and 128 power-play goals while his 1,540 regular season games played are tied with John Bucyk for 14th place on the NHL's all-time list.
- Served as Arizona's captain for his final 13 seasons and retired as the NHL's longest-tenured captain
- Is the team's all-time leader in games played (1,540), goals (402), assists (570), points (972), power-play goals (128) and game-winning goals (69)
- Represented the Coyotes at the 2004 and 2009 NHL All-Star Games
- Awarded the King Clancy Memorial Trophy for community service in 2010 and captured the Mark Messier NHL Leadership Award in 2012.



PLAYOFFS



TEAM PLAYOFF RECORDS

TEAM	GP	W	L	OT	PCTG	GF	GA
WASHINGTON	24	16	6	2	.667	86	61
VEGAS	26	13	6	1	.650	57	47
TAMPA BAY	17	11	6	0	.647	50	48
WINNIPEG	17	9	7	1	.529	53	42
NASHVILLE	13	7	6	0	.538	41	42
SAN JOSE	10	6	3	1	.600	30	26
PITTSBURGH	12	6	5	1	.500	42	34
BOSTON	12	5	6	1	.417	41	37
TORONTO	7	3	4	0	.429	20	28
COLUMBUS	6	2	2	2	.333	18	24
COLORADO	6	2	4	0	.333	15	22
PHILADELPHIA	6	2	4	0	.333	15	28
NEW JERSEY	5	1	4	0	.200	12	18
MINNESOTA	5	1	4	0	.200	9	16
LOS ANGELES	4	0	3	1	.000	3	7
ANAHEIM	4	0	4	0	.000	4	16

HOME

TEAM	GP	W	L	GF	GA
WASHINGTON	11	6	5	39	30
VEGAS	10	7	3	36	23
TAMPA BAY	10	6	4	29	31
WINNIPEG	9	5	4	26	20
NASHVILLE	7	3	4	20	27
SAN JOSE	5	3	2	17	9
PITTSBURGH	6	2	4	17	16
BOSTON	6	3	3	26	20
TORONTO	3	2	1	8	6
COLUMBUS	3	0	3	6	13
COLORADO	3	1	2	7	11
PHILADELPHIA	3	0	3	6	18
NEW JERSEY	2	1	1	6	5
MINNESOTA	2	1	1	6	4
LOS ANGELES	2	0	2	2	4
ANAHEIM	2	0	2	2	6

ROAD

TEAM	GP	W	L	GF	GA
WASHINGTON	13	10	3	47	31
VEGAS	10	6	4	21	24
TAMPA BAY	7	5	2	21	17
WINNIPEG	8	4	4	27	22
NASHVILLE	6	4	2	21	15
SAN JOSE	5	3	2	13	16
PITTSBURGH	6	4	2	25	18
BOSTON	6	2	4	15	17
TORONTO	4	1	3	12	22
COLUMBUS	3	2	1	12	11
COLORADO	3	1	2	8	11
PHILADELPHIA	3	2	1	9	10
NEW JERSEY	3	0	3	6	13
MINNESOTA	3	0	3	3	12
LOS ANGELES	2	0	2	1	3
ANAHEIM	2	0	2	2	10

SERIES RESULTS

CONFERENCE QUARTERFINALS

	SCORE
SERIES A – Tampa Bay Lightning defeated New Jersey Devils	4-1
SERIES B – Boston Bruins defeated Toronto Maple Leafs	4-3
SERIES C – Washington Capitals defeated Columbus Blue Jackets	4-2
SERIES D – Pittsburgh Penguins defeated Philadelphia Flyers	4-2
SERIES E – Nashville Predators defeated Colorado Avalanche	4-2
SERIES F – Winnipeg Jets defeated Minnesota Wild	4-1
SERIES G – Vegas Golden Knights defeated Los Angeles Kings	4-0
SERIES H – San Jose Sharks defeated Anaheim Ducks	4-0

CONFERENCE SEMIFINALS

SERIES I – Tampa Bay Lightning defeated Boston Bruins	4-1
SERIES J – Washington Capitals defeated Pittsburgh Penguins	4-2
SERIES K – Winnipeg Jets defeated Nashville Predators	4-3
SERIES L – Vegas Golden Knights defeated San Jose Sharks	4-2

CONFERENCE FINALS

SERIES M – Washington Capitals defeated Tampa Bay Lightning	4-3
SERIES N – Vegas Golden Knights defeated Winnipeg Jets	4-1

STANLEY CUP FINAL

SERIES O – Washington Capitals defeated Vegas Golden Knights	4-1
--	-----

PLAYOFF SCORING LEADERS

PLAYER	TEAM	GP	G	A	P	+/-	PIM	PP	SH	GW	S%
Evgeny Kuznetsov	WSH	24	12	20	32	12	16	3	0	2	13.5
Alex Ovechkin	WSH	24	15	12	27	8	8	6	0	2	15.2
Nicklas Backstrom	WSH	20	5	18	23	-1	6	0	0	1	13.9
Reilly Smith	VGK	20	5	17	22	5	10	1	0	1	10.9
Jake Guentzel	PIT	12	10	11	21	10	8	2	0	2	29.4
Sidney Crosby	PIT	12	9	12	21	7	6	1	0	0	31.0
Jonathan Marchessault	VGK	20	8	13	21	8	10	1	0	2	9.3
T.J. Oshie	WSH	24	8	13	21	5	31	6	0	2	14.5
Blake Wheeler	WPG	17	3	18	21	2	10	2	0	1	6.1
Mark Scheifele	WPG	17	14	6	20	6	10	4	0	1	31.1
David Pastrnak	BOS	12	6	14	20	2	8	1	0	0	13.6
John Carlson	WSH	24	5	15	20	11	8	4	0	0	6.3
Lars Eller	WSH	24	7	11	18	6	18	1	0	3	13.5
Nikita Kucherov	TBL	17	7	10	17	-6	10	2	0	3	11.5
Brad Marchand	BOS	12	4	13	17	4	16	1	0	1	13.3
Filip Forsberg	NSH	13	7	9	16	2	2	1	0	1	12.1
Steven Stamkos	TBL	17	7	9	16	-1	4	6	0	0	18.4
Brayden Point	TBL	17	7	9	16	-6	10	1	0	0	18.9
Patrice Bergeron	BOS	11	6	10	16	6	2	2	1	0	13.0
Dustin Byfuglien	WPG	17	5	11	16	2	20	0	0	1	9.1
William Karlsson	VGK	20	7	8	15	8	2	2	0	2	14.0
Paul Stastny	WPG	17	6	9	15	5	0	1	0	3	26.1
Tom Wilson	WSH	21	5	10	15	11	31	0	0	0	14.7
Ryan Johansen	NSH	13	5	9	14	3	2	1	1	0	22.7

CATEGORY LEADERS

GOALS

Player	Team	GP	G
Alex Ovechkin	WSH	24	15
Mark Scheifele	WPG	17	14
Evgeny Kuznetsov	WSH	24	12
Jake Guentzel	PIT	12	10
Sidney Crosby	PIT	12	9
Jonathan Marchessault	VGK	20	8
T.J. Oshie	WSH	24	8

ASSISTS

Player	Team	GP	A
Evgeny Kuznetsov	WSH	24	20
Blake Wheeler	WPG	17	18
Nicklas Backstrom	WSH	20	18
Reilly Smith	VGK	20	17
John Carlson	WSH	24	15
David Pastrnak	BOS	12	14
Brad Marchand	BOS	12	13
Jonathan Marchessault	VGK	20	13
T.J. Oshie	WSH	24	13
Sidney Crosby	PIT	12	12
Alex Ovechkin	WSH	24	12

GAME-WINNING GOALS

Player	Team	GP	GWG
Paul Stastny	WPG	17	3
Nikita Kucherov	TBL	17	3
Lars Eller	WSH	24	3

POWER-PLAY GOALS

Player	Team	GP	PPG
Steven Stamkos	TBL	17	6
Alex Ovechkin	WSH	24	6
T.J. Oshie	WSH	24	6
P.K. Subban	NSH	13	4
Mark Scheifele	WPG	17	4
John Carlson	WSH	24	4

PLUS/MINUS

Player	Team	GP	+/-
Brooks Orpik	WSH	24	17
Evgeny Kuznetsov	WSH	24	12
Tom Wilson	WSH	21	11
John Carlson	WSH	24	11
Jake Guentzel	PIT	12	10
Olli Maatta	PIT	12	8
William Karlsson	VGK	20	8
Jonathan Marchessault	VGK	20	8
Alex Ovechkin	WSH	24	8

GOALS AGAINST AVERAGE

Player	Team	GP	GAA	MIN	SA	GA	W	L
Braden Holtby	WSH	23	2.16	1,386	639	50	16	7
Marc-Andre Fleury	VGK	20	2.24	1,259	641	47	13	7
Martin Jones	SJS	10	2.26	585	304	22	6	4
Connor Hellebuyck	WPG	17	2.36	1,015	511	40	9	8
Matt Murray	PIT	12	2.43	716	314	29	6	6

WINS, LOSSES AND OT

Player	Team	GP	W	L	OT	MIN
Braden Holtby	WSH	23	16	7	0	1,386
Marc-Andre Fleury	VGK	20	13	7	1	1,259
Andrei Vasilevskiy	TBL	17	11	6	0	999
Connor Hellebuyck	WPG	17	9	8	1	1,015
Pekka Rinne	NSH	13	7	6	0	684

SAVE PERCENTAGE

Player	Team	GP	SV%	GA	SA	MIN
Martin Jones	SJS	10	.928	22	304	585
Marc-Andre Fleury	VGK	20	.927	47	641	1,259
Braden Holtby	WSH	23	.922	50	639	1,386
Connor Hellebuyck	WPG	17	.922	40	511	1,015
Andrei Vasilevskiy	TBL	17	.918	43	524	999

SHUTOUTS

Player	Team	GP	SO	W	L	OT	SA	SV
Marc-Andre Fleury	VGK	20	4	13	7	641	594	1,259
Martin Jones	SJS	10	2	6	4	304	282	585
Pekka Rinne	NSH	13	2	7	6	363	328	684
Matt Murray	PIT	12	2	6	6	314	285	716
Connor Hellebuyck	WPG	17	2	9	8	511	471	1,015
Braden Holtby	WSH	23	2	16	7	639	589	1,386

DATE	OPPONENT	RESULT	GWG	GOALTENDERS	ATTEN.
------	----------	--------	-----	-------------	--------

1982 PLAYOFFS

April 7	St. Louis at Winnipeg	3-4 L	Lapointe	Staniowski/Liut	13,081
April 8	St. Louis at Winnipeg	5-2 W	MacLean	Soetaert/Liut	14,371
April 10	Winnipeg at St. Louis	3-6 L	Crombeen	Soetaert/Liut	13,827
April 11	Winnipeg at St. Louis	2-8 L	Sutter	Staniowski/Liut	12,676

ST. LOUIS WON BEST OF FIVE SERIES 3-1**1983 PLAYOFFS**

April 6	Winnipeg at Edmonton	3-6 L	Gretzky	Hayward-Soetaert/Moog	17,498
April 7	Winnipeg at Edmonton	3-4 L	Messier	Hayward/Moog	17,498
April 9	Edmonton at Winnipeg	3-4 L	Linesman	Hayward/Moog	11,346

EDMONTON WON BEST OF FIVE SERIES 3-0**1984 PLAYOFFS**

April 4	Winnipeg at Edmonton	2-9 L	Coffey	Soetaert-Veisor/Fuhr	17,197
April 5	Winnipeg at Edmonton	4-5 L (OT)	Gregg	Behrend/Fuhr	17,390
April 7	Edmonton at Winnipeg	1-4 L	Semenko	Behrend/Fuhr	12,497

EDMONTON WON BEST OF FIVE SERIES 3-0**1985 PLAYOFFS**

April 10	Calgary at Winnipeg	5-4 W (OT)	Mullen	Hayward/Lemelin	14,794
April 11	Calgary at Winnipeg	5-2 W	Arniel	Hayward/Lemelin	14,335
April 13	Winnipeg at Calgary	0-4 L	Otto	Hayward-Behrend/Lemelin	16,683
April 14	Winnipeg at Calgary	5-3 W	Wilson	Behrend/Lemelin	16,798

WINNIPEG WON BEST OF FIVE SERIES 3-1

April 18	Winnipeg at Edmonton	2-4 L	Coffey	Behrend/Fuhr	16,236
April 20	Winnipeg at Edmonton	2-5 L	Coffey	Hayward/Fuhr	16,942
April 23	Edmonton at Winnipeg	4-5 L	Gretzky	Hayward/Fuhr	15,418
April 25	Edmonton at Winnipeg	3-8 L	Kurri	Hayward-Behrend/Fuhr	15,519

EDMONTON WON BEST OF SEVEN SERIES 4-0**1986 PLAYOFFS**

April 9	Winnipeg at Calgary	1-5 L	Mullen	Bouchard-Hayward/Vernon	16,762
April 10	Winnipeg at Calgary	4-6 L	Tonelli	Hayward-Behrend/Vernon	16,762
April 12	Calgary at Winnipeg	3-4 L (OT)	McDonald	Berthiaume/Vernon	8,123

CALGARY WON BEST OF FIVE SERIES 3-0**1987 PLAYOFFS**

April 8	Winnipeg at Calgary	4-2 W	Marois	Berthiaume/Lemelin	16,798
April 9	Winnipeg at Calgary	3-2 W	Steen	Berthiaume/Vernon	16,798
April 11	Calgary at Winnipeg	2-3 L (OT)	Bullard	Berthiaume/Vernon	14,958
April 12	Calgary at Winnipeg	4-3 W	Hamel	Berthiaume/Vernon	14,174
April 14	Winnipeg at Calgary	3-4 L	Mullen	Berthiaume/Vernon	16,798
April 16	Calgary at Winnipeg	6-1 W	Hamel	Berthiaume/Vernon-Lemelin	15,517

WINNIPEG WON BEST OF SEVEN SERIES 4-2

April 21	Winnipeg at Edmonton	2-3 L (OT)	Anderson	Berthiaume/Fuhr	17,356
April 23	Winnipeg at Edmonton	3-5 L	Lemay	Reddick/Fuhr	17,468
April 25	Edmonton at Winnipeg	2-5 L	Kurri	Reddick/Fuhr	15,556
April 27	Edmonton at Winnipeg	2-4 L	Ruotsalainen	Berthiaume-Reddick/Fuhr	14,460

EDMONTON WON BEST OF SEVEN SERIES 4-0**1988 PLAYOFFS**

April 6	Winnipeg at Edmonton	4-7 L	Simpson	Berthiaume/Fuhr	17,054
April 7	Winnipeg at Edmonton	2-3 L	Simpson	Berthiaume/Fuhr	16,843
April 9	Edmonton at Winnipeg	6-4 W	Gilhen	Berthiaume/Fuhr	12,813
April 10	Edmonton at Winnipeg	3-5 L	Lacombe	Berthiaume/Fuhr	12,491
April 12	Winnipeg at Edmonton	2-6 L	Kurri	Berthiaume/Fuhr	16,829

EDMONTON WON BEST OF SEVEN SERIES 4-1

DATE	OPPONENT	RESULT	GWG	GOALTENDERS	ATTEN.
1990 PLAYOFFS					
April 4	Winnipeg at Edmonton	7-5 W	Ashton	Essensa/Ranford	16,423
April 6	Winnipeg at Edmonton	2-3 L (OT)	Lamb	Beauregard/Ranford	17,410
April 8	Edmonton at Winnipeg	2-1 W	Hawerchuk	Essensa/Ranford	15,547
April 10	Edmonton at Winnipeg	4-3 W (2OT)	Ellett	Essensa-Beauregard/Ranford	15,572
April 12	Winnipeg at Edmonton	3-4 L	Messier	Beauregard/Ranford	17,503
April 14	Edmonton at Winnipeg	3-4 L	Kurri	Essensa/Ranford	15,567
April 16	Winnipeg at Edmonton	1-4 L	Kurri	Beauregard/Ranford	17,503

EDMONTON WON BEST OF SEVEN SERIES 4-3

1992 PLAYOFFS

April 18	Winnipeg at Vancouver	3-2 W	Olczyk	Tabaracci/McLean	16,123
April 20	Winnipeg at Vancouver	2-3 L	Lumme	Tabaracci/McLean	16,123
April 22	Vancouver at Winnipeg	4-2 W	DeBlois	Tabaracci/McLean	13,393
April 24	Vancouver at Winnipeg	3-1 W	Housley	Tabaracci/McLean	15,568
April 26	Winnipeg at Vancouver	2-8 L	Babych	Tabaracci-Essensa/McLean	16,123
April 28	Vancouver at Winnipeg	3-8 L	Linden	Tabaracci/McLean	14,941
April 30	Winnipeg at Vancouver	0-5 L	Fergus	Tabaracci/McLean	16,123

VANCOUVER WON BEST OF SEVEN SERIES 4-3

1993 PLAYOFFS

April 19	Winnipeg at Vancouver	2-4 L	Linden	Essensa/McLean	15,918
April 21	Winnipeg at Vancouver	2-3 L	Bure	Essensa/McLean	15,729
April 23	Vancouver at Winnipeg	5-4 W	Selanne	Essensa/McLean	15,569
April 25	Vancouver at Winnipeg	1-3 L	Momesso	Essensa/McLean	15,567
April 27	Winnipeg at Vancouver	4-3 W (OT)	Selanne	Essensa/McLean	16,150
April 29	Vancouver at Winnipeg	3-4 L (OT)	Adams	Essensa/McLean	15,569

VANCOUVER WON BEST OF SEVEN SERIES 4-2

1996 PLAYOFFS

April 17	Winnipeg at Detroit	1-4 L	Fetisov	Khabibulin/Osgood	19,983
April 19	Winnipeg at Detroit	0-4 L	Coffey	Khabibulin/Osgood	19,983
April 21	Detroit at Winnipeg	4-1 W	Kilger	Khabibulin/Vernon	15,566
April 23	Detroit at Winnipeg	1-6 L	Larionov	Khabibulin/Vernon	15,567
April 26	Winnipeg at Detroit	3-1 W	Manson	Khabibulin/Osgood	19,983
April 28	Detroit at Winnipeg	1-4 L	Kozlov	Khabibulin/Vernon	15,567

DETROIT WON BEST OF SEVEN SERIES 4-2

1997 PLAYOFFS

April 16	Phoenix at Anaheim	2-4 L	Selanne	Khabibulin/Hebert	17,174
April 18	Phoenix at Anaheim	2-4 L	Daigneault	Khabibulin/Hebert	17,174
April 20	Anaheim at Phoenix	4-1 W	Shannon	Khabibulin/Hebert	16,210
April 22	Anaheim at Phoenix	2-0 W	Corkum	Khabibulin/Hebert-Shtalenkov	16,210
April 24	Phoenix at Anaheim	5-2 W	Numminen	Khabibulin/Hebert	17,174
April 27	Anaheim at Phoenix	2-3 L (OT)	Kariya	Khabibulin/Hebert	16,210
April 29	Phoenix at Anaheim	0-3 L	Karpa	Khabibulin/Hebert	17,174

ANAHEIM WON BEST OF SEVEN SERIES 4-3

1998 PLAYOFFS

April 22	Phoenix at Detroit	3-6 L	McCarty	Khabibulin-Waite/Osgood	19,983
April 24	Phoenix at Detroit	7-4 W	Roenick	Khabibulin/Osgood	19,983
April 26	Detroit at Phoenix	3-2 W	Roenick	Khabibulin/Osgood	16,210
April 28	Detroit at Phoenix	2-4 L	Macoun	Khabibulin-Waite/Osgood	16,210
April 30	Phoenix at Detroit	1-3 L	Kozlov	Waite/Osgood	19,983
May 3	Detroit at Phoenix	2-5 L	Shanahan	Waite/Osgood	16,210

DETROIT WON BEST OF SEVEN SERIES 4-2

DATE	OPPONENT	RESULT	GWG	GOALTENDERS	ATTEN.
1999 PLAYOFFS					
April 22	St. Louis at Phoenix	1-3 L	Rivers	Khabibulin/Fuhr	16,210
April 24	St. Louis at Phoenix	4-3 W (OT)	Doan	Khabibulin/Fuhr	16,210
April 25	Phoenix at St. Louis	5-4 W	Doan	Khabibulin/Fuhr-McLennan	17,539
April 27	Phoenix at St. Louis	2-1 W	Drake	Khabibulin/Fuhr	19,529
April 30	St. Louis at Phoenix	1-2 L (OT)	Young	Khabibulin/Fuhr	16,210
May 2	Phoenix at St. Louis	3-5 L	Finley	Khabibulin/Fuhr	16,629
May 4	St. Louis at Phoenix	0-1 L (OT)	Turgeon	Khabibulin/Fuhr	16,210

ST. LOUIS WON BEST OF SEVEN SERIES 4-3

2000 PLAYOFFS

April 13	Phoenix at Colorado	3-6 L	Ozolinsh	Burke/Roy	18,007
April 15	Phoenix at Colorado	1-3 L	Tanguay	Burke/Roy	18,007
April 17	Colorado at Phoenix	2-4 L	Deadmarsh	Burke/Roy	16,210
April 19	Colorado at Phoenix	3-2 W	Renberg	Burke/Roy	16,210
April 21	Phoenix at Colorado	1-2 L	Forsberg	Burke/Roy	18,007

COLORADO WON BEST OF SEVEN SERIES 4-1

2002 PLAYOFFS

April 17	Phoenix at San Jose	1-2 L	Marleau	Burke/Nabokov	17,496
April 20	Phoenix at San Jose	3-1 W	Briere	Burke/Nabokov	17,496
April 22	San Jose at Phoenix	1-4 L	Graves	Burke/Nabokov	16,210
April 24	San Jose at Phoenix	1-2 L	Ricci	Burke/Nabokov	16,210
April 26	Phoenix at San Jose	1-4 L	Graves	Burke/Nabokov	17,496

SAN JOSE WON BEST OF SEVEN SERIES 4-1

2010 PLAYOFFS

April 14	Detroit at Phoenix	3-2 W	Morris	Bryzgalov/Howard	17,125
April 16	Detroit at Phoenix	4-7 L	Zetterberg	Bryzgalov/Howard	17,386
April 18	Phoenix at Detroit	4-2 W	Prucha	Bryzgalov/Howard	20,066
April 20	Phoenix at Detroit	0-3 L	Zetterberg	Bryzgalov/Howard	20,066
April 23	Detroit at Phoenix	1-4 L	Holmstrom	Bryzgalov/Howard	17,458
April 25	Phoenix at Detroit	5-2 W	Vrbata	Bryzgalov/Howard	20,066
April 27	Detroit at Phoenix	1-6 L	Datsyuk	Bryzgalov/Howard	17,543

DETROIT WON BEST OF SEVEN SERIES 4-3

2011 PLAYOFFS

April 13	Phoenix at Detroit	2-4 L	Rafalski	Bryzgalov/Howard	20,066
April 16	Phoenix at Detroit	3-4 L	Holmstrom	Bryzgalov/Howard	20,066
April 18	Detroit at Phoenix	2-4 L	Filppula	Bryzgalov/Howard	17,130
April 20	Detroit at Phoenix	3-6 L	Cleary	Bryzgalov/Howard	17,314

DETROIT WON BEST OF SEVEN SERIES 4-0

2012 PLAYOFFS

April 12	Chicago at Phoenix	3-2 W	Hanzal	Smith/Crawford	17,138
April 14	Chicago at Phoenix	4-3 L	Bickell	Smith/Crawford	17,539
April 17	Phoenix at Chicago	3-2 W	Boedker	Smith/Crawford	21,627
April 19	Phoenix at Chicago	3-2 W	Boedker	Smith/Crawford	22,111
April 21	Chicago at Phoenix	2-1 L	Toews	Smith/Crawford	17,746
April 23	Phoenix at Chicago	4-0 W	Ekman-Larsson	Smith/Crawford	21,636

PHOENIX WON BEST OF SEVEN SERIES 4-2

April 27	Nashville at Phoenix	4-3 W	Whitney	Smith/Rinne	17,187
April 29	Nashville at Phoenix	5-3 W	Pyatt	Smith/Rinne	17,217
May 2	Phoenix at Nashville	2-0 L	Legwand	Smith/Rinne	17,113
May 4	Phoenix at Nashville	1-0 W	Doan	Smith/Rinne	17,113
May 7	Nashville at Phoenix	2-1 W	Hanzal	Smith/Rinne	17,182

PHOENIX WON BEST OF SEVEN SERIES 4-1

May 13	Los Angeles at Phoenix	2-4 L	Brown	Smith/Quick	17,134
May 15	Los Angeles at Phoenix	0-4 L	Carter	Smith/Quick	17,149
May 17	Phoenix at Los Angeles	1-2 L	King	Smith/Quick	18,367
May 20	Phoenix at Los Angeles	2-0 W	Doan	Smith/Quick	18,402
May 22	Los Angeles at Phoenix	3-4 L	Penner	Smith/Quick	17,148

LOS ANGELES WON BEST OF SEVEN SERIES 4-1

ALL-TIME PLAYOFF SERIES

SEASON	SERIES	GAMES	RESULT	SEASON	SERIES	GAMES	RESULT
1979-80	Did not qualify for playoffs			1999-00	Western Conference Quarterfinals	1-4	Lost to Colorado
1980-81	Did not qualify for playoffs			2000-01	Did not qualify for playoffs		
1981-82	Norris Division Semifinals	1-3	Lost to St. Louis	2001-02	Western Conference Quarterfinals	1-4	Lost to San Jose
1982-83	Smythe Division Semifinals	0-3	Lost to Edmonton	2002-03	Did not qualify for playoffs		
1983-84	Smythe Division Semifinals	0-3	Lost to Edmonton	2003-04	Did not qualify for playoffs		
1984-85	Smythe Division Semifinals	3-1	Defeated Calgary	2005-06	Did not qualify for playoffs		
	Smythe Division Finals	0-4	Lost to Edmonton	2006-07	Did not qualify for playoffs		
1985-86	Smythe Division Semifinals	0-3	Lost to Calgary	2007-08	Did not qualify for playoffs		
1986-87	Smythe Division Semifinals	4-2	Defeated Calgary	2008-09	Did not qualify for playoffs		
	Smythe Division Finals	0-4	Lost to Edmonton	2009-10	Western Conference Quarterfinals	3-4	Lost to Detroit
1987-88	Smythe Division Semifinals	1-4	Lost to Edmonton	2010-11	Western Conference Quarterfinals	0-4	Lost to Detroit
1988-89	Did not qualify for playoffs			2011-12	Western Conference Quarterfinals	4-2	Defeated Chicago
1989-90	Smythe Division Semifinals	3-4	Lost to Edmonton		Western Conference Semifinals	4-1	Defeated Nashville
1991-92	Smythe Division Semifinals	3-4	Lost to Vancouver		Western Conference Final	1-4	Lost to Los Angeles
1992-93	Smythe Division Semifinals	2-4	Lost to Vancouver	2012-13	Did not qualify for playoffs		
1993-94	Did not qualify for playoffs			2013-14	Did not qualify for playoffs		
1994-95	Did not qualify for playoffs			2014-15	Did not qualify for playoffs		
1995-96	Western Conference Quarterfinals	2-4	Lost to Detroit	2015-16	Did not qualify for playoffs		
1996-97	Western Conference Quarterfinals	3-4	Lost to Anaheim	2016-17	Did not qualify for playoffs		
1997-98	Western Conference Quarterfinals	2-4	Lost to Detroit	2017-18	Did not qualify for playoffs		
1998-99	Western Conference Quarterfinals	3-4	Lost to St. Louis				
PLAYOFF WIN/LOSS RECORD BY GAMES:		41-78	SERIES RECORD IN FIRST ROUND:	3-16	DIVISION CHAMPIONSHIPS:		1
PLAYOFF WIN/LOSS RECORD BY SERIES:		4-19	SERIES RECORD IN SECOND ROUND:	1-2	CONFERENCE CHAMPIONSHIPS:		0
			SERIES RECORD IN THIRD ROUND:	0-1	STANLEY CUP CHAMPIONSHIPS:		0
			SERIES RECORD IN FINAL ROUND:	0-0			

1981-82 WINNIPEG JETS

PLAYER	GP	G	A	PTS	PIM
Dale Hawerchuk	4	1	7	8	5
Paul MacLean	4	3	2	5	20
Moe Mantha	4	1	3	4	16
Thomas Steen	4	0	4	4	2
Willy Lindstrom	4	2	1	3	2
Lucien Deblois	4	2	1	3	4
Dave Babych	4	1	2	3	29
Norm Dupont	4	2	0	2	0
Bengt Lundholm	4	1	1	2	2
Morris Lukowich	4	0	2	2	16
Tim Watters	4	0	1	1	8
Dave Christian	4	0	1	1	2
Don Spring	4	0	0	0	4
Jimmy Mann	3	0	0	0	7
Larry Hopkins	4	0	0	0	2
Serge Savard	4	0	0	0	2
Doug Smail	4	0	0	0	0
Tim Trimper	1	0	0	0	0
Rick Bowness	1	0	0	0	0

GOALTENDER	GP	MIN	GAA	W-L	SO	GA	SA	SV%
Doug Soetaert	2	120	4.00	1-1	0	8	62	.871
Ed Staniowski	2	120	6.00	0-2	0	12	42	.714

1982-83 WINNIPEG JETS

PLAYER	GP	G	A	PTS	PIM
Dale Hawerchuk	3	1	4	5	8
Moe Mantha	2	2	2	4	0
Ron Wilson	3	2	2	4	2
Paul MacLean	3	1	2	3	6
Norm Dupont	1	1	1	2	0
Thomas Steen	3	0	2	2	0
Bryan Maxwell	3	1	0	1	23
Brian Mullen	3	1	0	1	0
Laurie Boschman	3	0	1	1	12
Bengt Lundholm	3	0	1	1	2
Jimmy Mann	1	0	0	0	0
Doug Soetaert	1	0	0	0	0
Scott Arniel	2	0	0	0	0
Larry Hopkins	2	0	0	0	0
Don Spring	2	0	0	0	6
Dave Babych	3	0	0	0	0
Lucien Deblois	3	0	0	0	5
Brian Hayward	3	0	0	0	0
Dave Christian	3	0	0	0	0
Serge Savard	3	0	0	0	2
Doug Smail	3	0	0	0	6
Tim Watters	3	0	0	0	2

GOALTENDER	GP	MIN	GAA	W-L	SO	GA	SA	SV%
Doug Soetaert	1	20	0.00	0-0	0	0	10	1.00
Brian Hayward	3	160	5.25	0-3	0	14	84	.833

1983-84 WINNIPEG JETS

PLAYER	GP	G	A	PTS	PIM
Brian Mullen	3	0	3	3	6
Andrew McBain	3	2	0	2	0
Dale Hawerchuk	3	1	1	2	0
Dave Babych	3	1	1	2	0
Randy Carlyle	3	0	2	2	4
Paul MacLean	3	1	0	1	0
Moe Mantha	3	1	0	1	0
Tim Watters	3	1	0	1	2
Doug Smail	3	0	1	1	7
Tim Young	1	0	1	1	0
Laurie Boschman	3	0	1	1	5
Lucien Deblois	3	0	1	1	4
Thomas Steen	3	0	1	1	9
Scott Arniel	2	0	0	0	5
Jordy Douglas	1	0	0	0	2
Murray Eaves	2	0	0	0	2
Wade Campbell	3	0	0	0	7
Jim Kyte	3	0	0	0	11
Morris Lukowich	3	0	0	0	0
Robert Picard	3	0	0	0	12
Marc Behrend	2	0	0	0	0
Doug Soetaert	1	0	0	0	0
Mike Veisor	1	0	0	0	0

GOALTENDER	GP	MIN	GAA	W-L	SO	GA	SA	SV%
Marc Behrend	2	121	4.46	0-2	0	9	91	.901
Mike Veisor	1	40	6.00	0-0	0	4	29	.862
Doug Soetaert	1	20	15	0-1	0	5	19	.737

1984-85 WINNIPEG JETS

PLAYER	GP	G	A	PTS	PIM
Dave Babych	8	2	7	9	6
Paul MacLean	8	3	4	7	4
Ron Wilson	8	4	2	6	2
Randy Carlyle	8	1	5	6	13
Dave Ellett	8	1	5	6	4
Thomas Steen	8	2	3	5	17
Bengt Lundholm	5	2	2	4	8
Robert Picard	8	2	2	4	8
Dale Hawerchuk	3	2	1	3	4
Laurie Boschman	8	2	1	3	21
Doug Smail	8	2	1	3	4
Scott Arniel	8	1	2	3	9
Brian Mullen	8	1	2	3	4
Andrew McBain	7	1	0	1	0
Murray Eaves	2	0	1	1	0
Jim Nill	8	0	1	1	28
Perry Turnbull	8	0	1	1	26
Tim Watters	8	0	1	1	16
Peter Taglianetti	1	0	0	0	0
Marc Behrend	4	0	0	0	0
Wade Campbell	3	0	0	0	2
Tom Martin	3	0	0	0	2
Brian Hayward	6	0	0	0	0
Jim Kyte	8	0	0	0	14

GOALTENDER	GP	MIN	GAA	W-L	SO	GA	SA	SV%
Marc Behrend	4	179	3.35	1-1	0	10	96	.896
Brian Hayward	6	309	4.47	2-4	0	23	156	.853

1985-86 WINNIPEG JETS

PLAYER	GP	G	A	PTS	PIM
Mario Marois	3	1	4	5	6
Brian Mullen	3	1	2	3	6
Dale Hawerchuk	3	0	3	3	0
Ray Neufeld	3	2	0	2	10
Thomas Steen	3	1	1	2	4
Paul MacLean	2	1	0	1	7
Bill Derlago	3	1	0	1	0
Doug Smail	3	1	0	1	0
Laurie Boschman	3	0	1	1	6
Dave Ellett	3	0	1	1	0
Perry Turnbull	3	0	1	1	11
Marc Behrend	1	0	0	0	0
Daniel Berthiaume	1	0	0	0	0
Dan Bouchard	1	0	0	0	2
Dave Silk	1	0	0	0	2
Ron Wilson	1	0	0	0	0
Brian Hayward	2	0	0	0	0
Bengt Lundholm	2	0	0	0	2
Scott Arniel	3	0	0	0	12
Brad Berry	3	0	0	0	0
Bobby Dollas	3	0	0	0	2
Jim Kyte	3	0	0	0	12
Jim Nill	3	0	0	0	4
Peter Taglianetti	3	0	0	0	2

GOALTENDER	GP	MIN	GAA	W-L	SO	GA	SA	SV%
Marc Behrend	1	12	0.00	0-0	0	0	7	1.00
Daniel Berthiaume	1	68	3.53	0-1	0	4	43	.907
Brian Hayward	2	68	5.29	0-1	0	6	31	.806
Dan Bouchard	1	40	7.50	0-1	0	5	22	.773

1986-87 WINNIPEG JETS

PLAYER	GP	G	A	PTS	PIM
Dale Hawerchuk	10	5	8	13	4
Dave Ellett	10	0	8	8	2
Paul MacLean	10	5	2	7	16
Thomas Steen	10	3	4	7	8
Brian Mullen	9	4	2	6	0
Randy Carlyle	10	1	5	6	22
Fredrik Olausson	10	2	3	5	4
Laurie Boschman	10	2	3	5	30
Doug Smail	10	4	0	4	10
Mario Marois	10	1	3	4	23
Jim Kyte	10	0	4	4	36
Ron Wilson	10	1	2	3	0
Gilles Hamel	8	2	0	2	2
Ray Neufeld	8	1	1	2	30
Andrew McBain	9	0	2	2	10
Iain Duncan	7	0	2	2	6
Tim Watters	10	0	1	1	21
Brad Berry	7	0	1	1	14
Jim Nill	2	0	0	0	7
Steve Rooney	8	0	0	0	34
Perry Turnbull	1	0	0	0	10

GOALTENDER	GP	MIN	GAA	W-L	SO	GA	SA	SV%
Daniel Berthiaume	8	437	2.87	4-4	0	21	210	.900
Eldon Reddick	3	166	3.61	0-2	0	10	73	.863

1987-88 WINNIPEG JETS

PLAYER	GP	G	A	PTS	PIM
Dale Hawerchuk	5	3	4	7	16
Andrew McBain	5	2	5	7	29
Thomas Steen	5	1	5	6	2
Ray Neufeld	5	2	2	4	6
Laurie Boschman	5	1	3	4	9
Mario Marois	5	0	4	4	6
Dave Ellett	5	1	2	3	10
Paul MacLean	5	2	0	2	23
Peter Taglianetti	5	1	1	2	12
Fredrik Olausson	5	1	1	2	0
Randy Carlyle	5	0	2	2	10
Doug Smail	5	1	0	1	22
Steve Rooney	5	1	0	1	33
Randy Gilhen	4	1	0	1	10
Iain Duncan	4	0	1	1	0
Paul Boutillier	5	0	0	0	15
Ron Wilson	1	0	0	0	2
Gilles Hamel	1	0	0	0	0
Mark Kumpel	4	0	0	0	4
Peter Douris	1	0	0	0	0
Brad Jones	1	0	0	0	0
Tim Watters	4	0	0	0	4

GOALTENDER	GP	MIN	GAA	W-L	SO	GA	SA	SV%
Daniel Berthiaume	5	300	5.00	1-4	0	25	154	.838

1989-90 WINNIPEG JETS

PLAYER	GP	G	A	PTS	PIM
Dale Hawerchuk	7	3	5	8	2
Thomas Steen	7	2	5	7	16
Pat Elynuik	7	2	4	6	2
Moe Mantha	7	1	5	6	2
Brent Ashton	7	3	1	4	2
Doug Evans	7	2	2	4	10
Greg Paslawski	7	1	3	4	0
Teppo Numminen	7	1	2	3	10
Dave Ellett	7	2	0	2	6
Paul Fenton	7	2	0	2	23
Mark Kumpel	7	2	0	2	2
Paul MacDermid	7	0	2	2	8
Fredrik Olausson	7	0	2	2	2
Doug Smail	5	1	0	1	0
Gord Donnelly	6	0	1	1	8
Dave McLlwain	7	0	1	1	2
Brad Berry	1	0	0	0	0
Laurie Boschman	2	0	0	0	2
Stephane Beaugerard	4	0	0	0	0
Bob Essensa	4	0	0	0	0
Phil Sykes	4	0	0	0	0
Shawn Cronin	5	0	0	0	7
Peter Taglianetti	5	0	0	0	6

GOALTENDER	GP	MIN	GAA	W-L	SO	GA	SA	SV%
Stephane Beaugerard	4	238	3.03	1-3	0	12	105	.886
Bob Essensa	4	206	3.50	2-1	0	12	100	.880

1991-92 WINNIPEG JETS

PLAYER	GP	G	A	PTS	PIM
Thomas Steen	7	2	4	6	2
Fredrik Olausson	7	1	5	6	4
Phil Housley	7	1	4	5	0
Aaron Broten	7	2	2	4	12
Pat Elynuik	7	2	2	4	4
Evgeny Davydov	7	2	2	4	2
Keith Tkachuk	7	3	0	3	30
Ed Olczyk	6	2	1	3	4
Randy Carlyle	5	1	0	1	6
Lucien Deblois	5	1	0	1	2
Darrin Shannon	7	0	1	1	10
Phil Sykes	7	0	1	1	9
Bob Essensa	1	0	0	0	0
Doug Evans	1	0	0	0	2
Luciano Borsato	1	0	0	0	0
Kris Draper	2	0	0	0	0
Mike Hartman	2	0	0	0	2
Dean Kennedy	2	0	0	0	0
Shawn Cronin	4	0	0	0	6
Mike Eagles	7	0	0	0	8
Mike Lalor	7	0	0	0	19
Troy Murray	7	0	0	0	2
Teppo Numminen	7	0	0	0	0
Rick Tabaracci	7	0	0	0	0
Igor Ulanov	7	0	0	0	39

GOALTENDER	GP	MIN	GAA	W-L	SO	GA	SA	SV%
Rick Tabaracci	7	387	4.03	3-4	0	26	212	.877
Bob Essensa	1	33	5.45	0-0	0	3	17	.824

1992-93 WINNIPEG JETS

PLAYER	GP	G	A	PTS	PIM
Phil Housley	6	0	7	7	2
Teemu Selanne	6	4	2	6	2
Darrin Shannon	6	2	4	6	6
Keith Tkachuk	6	4	0	4	14
Thomas Steen	6	1	3	4	2
Stu Barnes	6	1	3	4	2
Andy Brickley	1	1	1	2	0
Kris King	6	1	1	2	4
Teppo Numminen	6	1	1	2	2
Mike Lalor	4	0	2	2	4
Fredrik Olausson	6	0	2	2	2
Alexei Zhamnov	6	0	2	2	2
Tie Domi	6	1	0	1	23
Luciano Borsato	6	1	0	1	4
Mike Eagles	5	0	1	1	6
Russ Romaniuk	1	0	0	0	0
John Druce	2	0	0	0	0
Bryan Erickson	3	0	0	0	0
Evgeny Davydov	4	0	0	0	0
Igor Ulanov	4	0	0	0	4
Bob Essensa	6	0	0	0	2
Dean Kennedy	6	0	0	0	2
Sergei Bautin	6	0	0	0	2

GOALTENDER	GP	MIN	GAA	W-L	SO	GA	SA	SV%
Bob Essensa	6	367	3.27	2-4	0	20	183	.891

1995-96 WINNIPEG JETS

PLAYER	GP	G	A	PTS	PIM
Dave Manson	6	2	1	3	30
Alexei Zhamnov	6	2	1	3	8
Craig Janney	6	1	2	3	0
Ed Olczyk	6	1	2	3	6
Keith Tkachuk	6	1	2	3	22
Igor Korolev	6	0	3	3	0
Chad Kilger	4	1	0	1	0
Norm Maciver	6	1	0	1	2
Darrin Shannon	6	1	0	1	6
Kris King	5	0	1	1	4
Craig Muni	6	0	1	1	2
Mike Eastwood	6	0	1	1	2
Oleg Tverdovsky	6	0	1	1	0
Jim McKenzie	1	0	0	0	2
Craig Mills	1	0	0	0	0
Dallas Drake	3	0	0	0	0
Iain Fraser	4	0	0	0	0
Jeff Finley	6	0	0	0	4
Teppo Numminen	6	0	0	0	2
Mike Stapleton	6	0	0	0	21
Nikolai Khabibulin	6	0	0	0	0
Shane Doan	6	0	0	0	6

GOALTENDER	GP	MIN	GAA	W-L	SO	GA	SA	SV%
Nikolai Khabibulin	6	359	3.18	2-4	0	19	214	.911

1996-97 PHOENIX COYOTES

PLAYER	GP	G	A	PTS	PIM
Cliff Ronning	7	0	7	7	12
Keith Tkachuk	7	6	0	6	7
Teppo Numminen	7	3	3	6	0
Jeremy Roenick	6	2	4	6	4
Darrin Shannon	7	3	1	4	4
Bob Corkum	7	2	2	4	4
Mike Gartner	7	1	2	3	4
Craig Janney	7	0	3	3	4
Deron Quint	7	0	2	2	0
Dallas Drake	7	0	1	1	2
Oleg Tverdovsky	7	0	1	1	0
Murray Baron	1	0	0	0	0
Jeff Finley	1	0	0	0	2
Igor Korolev	1	0	0	0	0
Jocelyn Lemieux	2	0	0	0	4
Shane Doan	4	0	0	0	2
Jim Johnson	6	0	0	0	4
Gerald Diduck	7	0	0	0	10
Kris King	7	0	0	0	17
Jim McKenzie	7	0	0	0	2
Jayson More	7	0	0	0	7
Mike Stapleton	7	0	0	0	14
Nikolai Khabibulin	7	0	0	0	6

GOALTENDER	GP	MIN	GAA	W-L	SO	GA	SA	SV%
Nikolai Khabibulin	7	426	2.11	3-4	1	15	222	.932

1997-98 PHOENIX COYOTES

PLAYER	GP	G	A	PTS	PIM
Rick Tocchet	6	6	2	8	25
Jeremy Roenick	6	5	3	8	4
Oleg Tverdovsky	6	0	7	7	0
Keith Tkachuk	6	3	3	6	10
Cliff Ronning	6	1	3	4	4
Craig Janney	6	0	3	3	0
Murray Baron	6	0	2	2	6
Gerald Diduck	6	0	2	2	20
Mike Gartner	5	1	0	1	18
Bob Corkum	6	1	0	1	4
Shane Doan	6	1	0	1	6
Dallas Drake	4	0	1	1	2
Nikolai Khabibulin	4	0	1	1	0
Darrin Shannon	5	0	1	1	4
Norm Maciver	6	0	1	1	2
Mark Janssens	1	0	0	0	2
Jim McKenzie	1	0	0	0	0
Teppo Numminen	1	0	0	0	0
Jim Cummins	3	0	0	0	4
Jimmy Waite	4	0	0	0	0
Brad Isbister	5	0	0	0	2
Michel Petit	5	0	0	0	8
Keith Carney	6	0	0	0	4
Mike Stapleton	6	0	0	0	2

GOALTENDER	GP	MIN	GAA	W-L	SO	GA	SA	SV%
Jimmy Waite	4	171	3.86	0-3	0	11	97	.887
Nikolai Khabibulin	4	185	4.22	2-1	0	13	106	.877

1998-99 PHOENIX COYOTES

PLAYER	GP	G	A	PTS	PIM
Dallas Drake	7	4	3	7	4
Shane Doan	7	2	2	4	6
Robert Reichel	7	1	3	4	2
Keith Tkachuk	7	1	3	4	13
Teppo Numminen	7	2	1	3	4
Keith Carney	7	1	2	3	10
Rick Tocchet	7	0	3	3	8
Louie DeBrusk	6	2	0	2	6
Stephen Leach	7	1	1	2	2
Juha Ylonen	2	0	2	2	2
Brian Noonan	5	0	2	2	4
Oleg Tverdovsky	6	0	2	2	6
Greg Adams	3	1	0	1	0
Mike Stapleton	7	1	0	1	0
Jim Cummins	3	0	1	1	0
Stan Neckar	6	0	1	1	4
Bob Corkum	7	0	1	1	4
Jyrki Lumme	7	0	1	1	6
Jeremy Roenick	1	0	0	0	0
Brad Tiley	1	0	0	0	0
Tavis Hansen	2	0	0	0	0
Gerald Diduck	3	0	0	0	2
Mike Sullivan	5	0	0	0	2
J.J. Daigneault	6	0	0	0	8
Nikolai Khabibulin	7	0	0	0	2

GOALTENDER	GP	MIN	GAA	W-L	SO	GA	SA	SV%
Nikolai Khabibulin	7	449	2.41	3-4	0	18	236	.924

1999-2000 PHOENIX COYOTES

PLAYER	GP	G	A	PTS	PIM
Jeremy Roenick	5	2	2	4	10
Travis Green	5	2	1	3	2
Shane Doan	4	1	2	3	8
Benoit Hogue	5	1	2	3	2
Mikael Renberg	5	1	2	3	4
Trevor Letowski	5	1	1	2	4
Teppo Numminen	5	1	1	2	0
Keith Tkachuk	5	1	1	2	4
Dallas Drake	5	0	1	1	4
Jyrki Lumme	5	0	1	1	2
Radoslav Suchy	5	0	1	1	0
Mike Sullivan	5	0	1	1	0
Daniel Briere	1	0	0	0	0
J.J. Daigneault	1	0	0	0	0
Juha Ylonen	1	0	0	0	0
Louie DeBrusk	3	0	0	0	0
Greg Adams	5	0	0	0	0
Sean Burke	5	0	0	0	0
Stan Neckar	5	0	0	0	0
Mika Alatalo	5	0	0	0	2
Keith Carney	5	0	0	0	17
Lyle Odelein	5	0	0	0	16

GOALTENDER	GP	MIN	GAA	W-L	SO	GA	SA	SV%
Sean Burke	5	296	3.24	1-4	0	16	167	.904

2001-02 PHOENIX COYOTES

PLAYER	GP	G	A	PTS	PIM
Shane Doan	5	2	2	4	6
Daniel Briere	5	2	1	3	2
Mike Johnson	5	1	1	2	6
Sean Burke	5	0	2	2	0
Denis Pederson	5	0	2	2	0
Todd Simpson	5	0	2	2	6
Daymond Langkow	5	1	0	1	0
Radoslav Suchy	5	1	0	1	0
Dan Focht	1	0	1	1	0
Drake Berehowsky	5	0	1	1	4
Branko Radivojevic	1	0	0	0	2
Krystofer Kolanos	2	0	0	0	6
Andrei Nazarov	3	0	0	0	2
Teppo Numminen	4	0	0	0	2
Landon Wilson	4	0	0	0	12
Claude Lemieux	5	0	0	0	2
Brad May	5	0	0	0	0
Brian Savage	5	0	0	0	0
Michal Handzus	5	0	0	0	2
Paul Mara	5	0	0	0	4
Ladislav Nagy	5	0	0	0	21
Ossi Vaananen	5	0	0	0	6

GOALTENDER	GP	MIN	GAA	W-L	SO	GA	SA	SV%
Sean Burke	5	297	2.63	1-4	0	13	133	.902

2009-10 PHOENIX COYOTES

PLAYER	GP	G	A	PTS	PIM
Matthew Lombardi	7	1	5	6	2
Wojtek Wolski	7	4	1	5	0
Keith Yandle	7	2	3	5	4
Radim Vrbata	7	2	2	4	4
Derek Morris	7	1	3	4	11
Petr Prucha	7	1	2	3	4
Martin Hanzal	7	0	3	3	10
Taylor Pyatt	7	1	1	2	2
Vernon Fiddler	6	1	1	2	14
Shane Doan	3	1	1	2	4
Lee Stempniak	7	0	2	2	0
Zbynek Michalek	7	0	2	2	2
Adrian Aucoin	7	0	2	2	10
Ed Jovanovski	7	1	0	1	4
Lauri Korpikoski	7	1	0	1	2
Sami Lepisto	7	1	0	1	0
Mathieu Schneider	3	1	0	1	0
Robert Lang	4	0	1	1	0
Daniel Winnik	7	0	0	0	0
Petteri Nokelainen	5	0	0	0	2

GOALTENDER	GP	MIN	GAA	W-L	SO	GA	SA	SV%
Ilya Bryzgalov	7	419	3.44	3-4	0	24	255	.906

2010-11 PHOENIX COYOTES

PLAYER	GP	G	A	PTS	PIM
Shane Doan	4	3	2	5	6
Radim Vrbata	4	2	3	5	0
Keith Yandle	4	0	5	5	0
Ray Whitney	4	1	2	3	2
Kyle Turris	4	1	2	3	2
Martin Hanzal	4	1	2	3	8
David Schlemko	7	1	0	1	4
Taylor Pyatt	4	1	0	1	0
Lauri Korpikoski	4	0	1	1	2
Mikkel Boedker	4	0	1	1	2
Ed Jovanovski	4	0	1	1	2
Lee Stempniak	4	0	0	0	0
Rostislav Klesla	4	0	0	0	7
Michal Rozsival	4	0	0	0	2
Eric Belanger	4	0	0	0	2
Adrian Aucoin	4	0	0	0	2
Vernon Fiddler	4	0	0	0	0
Andrew Ebbett	3	0	0	0	0
Paul Bissonnette	1	0	0	0	0

GOALTENDER	GP	MIN	GAA	W-L	SO	GA	SA	SV%
Ilya Bryzgalov	4	234	4.36	0-4	0	17	140	.879

2011-12 PHOENIX COYOTES

PLAYER	GP	G	A	PTS	PIM
Antoine Vermette	16	5	5	10	24
Shane Doan	16	5	4	9	41
Keith Yandle	16	1	8	9	10
Mikkel Boedker	16	4	4	8	0
Rostislav Klesla	15	2	6	8	4
Ray Whitney	16	2	5	7	10
Daymond Langkow	16	1	6	7	4
Taylor Pyatt	16	4	2	6	2
Martin Hanzal	12	3	3	6	29
Derek Morris	16	2	4	6	24
Radim Vrbata	16	2	3	5	8
Oliver Ekman-Larsson	16	1	3	4	8
Kyle Chipchura	15	1	3	4	7
Gilbert Brule	12	2	1	3	0
Raffi Torres	3	1	1	2	2
Marc-Antoine Pouliot	8	1	1	2	2
Boyd Gordon	16	0	2	2	6
Adrian Aucoin	11	0	2	2	10
Michal Rozsival	15	0	0	0	2
Lauri Korpikoski	11	0	0	0	2
David Schlemko	5	0	0	0	0
Paul Bissonnette	3	0	0	0	15
*Michael Stone	2	0	0	0	0

GOALTENDER	GP	MIN	GAA	W-L	SO	GA	SA	SV%
Mike Smith	16	1027	1.99	9-7	3	34	602	.944

#	PLAYER	GP	G	A	PTS	PIM	#	PLAYER	GP	G	A	PTS	PIM
1	Dale Hawerchuk	38	16	33	49	39	63	Daniel Briere	6	2	1	3	2
2	Thomas Steen	56	12	32	44	62	64	Gilbert Brule	12	2	1	3	0
3	Shane Doan	55	15	13	28	85	65	Benoit Hogue	5	1	2	3	2
4	Keith Tkachuk	44	19	9	28	100	66	Mikael Renberg	5	1	2	3	4
5	Paul MacLean	35	16	10	26	76	67	Petr Prucha	7	1	2	3	4
6	Dave Ellett	33	4	16	20	22	68	Keith Carney	18	1	2	3	31
7	Keith Yandle	27	3	16	19	14	69	Scott Arniel	18	1	2	3	26
8	Jeremy Roenick	18	9	9	18	18	70	Kris King	18	1	2	3	25
9	Fredrik Olausson	35	4	13	17	12	71	Tim Watters	28	1	2	3	49
10	Randy Carlyle	31	3	14	17	51	72	Igor Korolev	7	0	3	3	0
11	Teppo Numminen	50	8	8	16	20	73	Iain Duncan	11	0	3	3	6
12	Brian Mullen	26	7	9	16	16	74	Kyle Turris	4	1	2	3	2
13	Moe Mantha	16	5	10	15	18	75	Paul Fenton	7	2	0	2	23
14	Laurie Boschman	34	5	10	15	87	76	Louie DeBrusk	9	2	0	2	6
15	David Babych	18	4	10	14	35	77	Gilles Hamel	9	2	0	2	2
16	Radim Vrbata	27	6	8	14	12	78	Mark Kumpel	11	2	0	2	6
17	Ron Wilson	23	7	6	13	6	79	Mike Lalor	11	2	0	2	23
18	Darrin Shannon	31	6	7	13	30	80	Andy Brickley	1	1	1	2	0
19	Mario Marois	18	2	11	13	35	81	Raffi Torres	3	1	1	2	2
20	Andrew McBain	24	5	7	12	39	82	Trevor Letowski	5	1	1	2	4
21	Martin Hanzal	23	4	8	12	47	83	Mike Johnson	5	1	1	2	6
22	Phil Housley	13	1	11	12	2	84	Vernon Fiddler	10	1	1	2	14
23	Doug Smail	41	9	2	11	49	85	Stephen Leach	7	1	1	2	2
24	Rick Tocchet	13	6	5	11	33	86	Marc-Antoine Pouliot	8	1	1	2	2
25	Cliff Ronning	13	1	10	11	16	87	Radoslav Suchy	10	1	1	2	0
26	Oleg Tverdovsky	25	0	11	11	6	88	Norm Maciver	12	1	1	2	4
27	Pat Elynuik	14	4	6	10	6	89	Peter Taglianetti	14	1	1	2	20
28	Antoine Vermette	16	5	5	10	24	90	Juha Ylonen	3	0	2	2	2
29	Ray Whitney	20	3	7	10	12	91	Brian Noonan	5	0	2	2	4
30	Derek Morris	23	3	7	10	35	92	Denis Pederson	5	0	2	2	0
31	Dallas Drake	26	4	6	10	12	93	Todd Simpson	5	0	2	2	6
32	Ray Neufeld	18	6	3	9	46	94	Murray Baron	7	0	2	2	6
33	Craig Janney	19	1	8	9	4	95	Morris Lukowich	7	0	2	2	16
34	Mikkel Boedker	20	4	5	9	2	96	Paul MacDermid	7	0	2	2	8
35	Taylor Pyatt	27	6	3	9	4	97	Zbynek Michalek	7	0	2	2	2
36	Rostislav Klesla	19	2	6	8	17	98	Deron Quint	7	0	2	2	0
37	Daymond Langkow	21	2	6	8	4	99	Lee Stempniak	11	0	2	2	2
38	Bengt Lundholm	14	3	4	7	14	100	Sean Burke	10	0	2	2	0
39	Teemu Selanne	6	4	2	6	2	101	Perry Turnbull	12	0	2	2	47
40	Eddie Olczyk	12	3	3	6	10	102	Jyrki Lumme	12	0	2	2	8
41	Bob Corkum	20	3	3	6	12	103	Boyd Gordon	16	0	2	2	6
42	Matthew Lombardi	7	1	5	6	2	104	Gerald Diduck	16	0	2	2	32
43	Wojtek Wolski	7	4	1	5	0	105	Ed Jovanovski	11	1	1	2	6
44	Lucien Deblois	15	3	2	5	15	106	Lauri Korpikoski	22	1	1	2	8
45	Alexei Zhamnov	12	2	3	5	10	107	Bill Derlago	3	1	0	1	0
46	Norm Dupont	5	3	1	4	0	108	Bryan Maxwell	3	1	0	1	23
47	Brent Ashton	7	3	1	4	2	109	Mathieu Schneider	3	1	0	1	0
48	Aaron Broten	7	2	2	4	12	110	Randy Gilhen	4	1	0	1	10
49	Doug Evans	8	2	2	4	12	111	Chad Kilger	4	1	0	1	0
50	Evgeny Davydov	11	2	2	4	2	112	David Schlemko	9	1	0	1	4
51	Robert Picard	11	2	2	4	20	113	Tie Domi	6	1	0	1	23
52	Mike Gartner	12	2	2	4	22	114	Luciano Borsato	7	1	0	1	4
53	Stu Barnes	6	1	3	4	2	115	Sami Lepisto	7	1	0	1	0
54	Kyle Chipchura	15	1	3	4	7	116	Greg Adams	8	1	0	1	0
55	Oliver Ekman-Larsson	16	1	3	4	8	117	Steve Rooney	13	1	0	1	67
56	Greg Paslawski	7	1	3	4	0	118	Mike Stapleton	26	1	0	1	37
57	Robert Reichel	7	1	3	4	2	119	Tim Young	1	0	1	1	0
58	Adrian Aucoin	22	0	4	4	22	120	Dan Focht	1	0	1	1	0
59	Jim Kyte	24	0	4	4	73	121	Murray Eaves	4	0	1	1	2
60	Willy Lindstrom	4	2	1	3	2	122	Robert Lang	4	0	1	1	0
61	Travis Green	5	2	1	3	2	123	Drake Berehowsky	5	0	1	1	4
62	Dave Manson	6	2	1	3	30	124	Jim Cummins	6	0	1	1	4

#	PLAYER	GP	G	A	PTS	PIM	#	PLAYER	GP	G	A	PTS	PIM
125	Gord Donnelly	6	0	1	1	8	166	Iain Fraser	4	0	0	0	0
126	Mike Eastwood	6	0	1	1	2	167	Jimmy Mann	4	0	0	0	7
127	Craig Muni	6	0	1	1	2	168	Doug Soetaert	4	0	0	0	0
128	Dave Christian	7	0	1	1	2	169	Jimmy Waite	4	0	0	0	0
129	Dave McLlwain	7	0	1	1	2	170	Landon Wilson	4	0	0	0	12
130	Mike Sullivan	10	0	1	1	2	171	Paul Boutilier	5	0	0	0	15
131	Stan Neckar	11	0	1	1	4	172	Brad Isbister	5	0	0	0	2
132	Brad Berry	11	0	1	1	14	173	Michel Petit	5	0	0	0	8
133	Phil Sykes	11	0	1	1	9	174	Mika Alatalo	5	0	0	0	2
134	Mike Eagles	12	0	1	1	14	175	Lyle Odelein	5	0	0	0	16
135	Jim Nill	14	0	1	1	39	176	Claude Lemieux	5	0	0	0	2
136	Mike Smith	16	0	1	1	14	177	Brad May	5	0	0	0	0
137	Nikolai Khabibulin	24	0	1	1	8	178	Brian Savage	5	0	0	0	0
138	Dan Bouchard	1	0	0	0	2	179	Michal Handzus	5	0	0	0	2
139	Jordy Douglas	1	0	0	0	2	180	Paul Mara	5	0	0	0	4
140	Peter Douris	1	0	0	0	0	181	Ladislav Nagy	5	0	0	0	21
141	Mark Janssens	1	0	0	0	2	182	Petteri Nokelainen	5	0	0	0	2
142	Brad Jones	1	0	0	0	0	183	Ossi Vaananen	5	0	0	0	6
143	Craig Mills	1	0	0	0	0	184	Wade Campbell	6	0	0	0	9
144	Russ Romaniuk	1	0	0	0	0	185	Larry Hopkins	6	0	0	0	2
145	Dave Silk	1	0	0	0	2	186	Jim Johnson	6	0	0	0	4
146	Brad Tiley	1	0	0	0	0	187	Don Spring	6	0	0	0	10
147	Tim Trimper	1	0	0	0	0	188	J.J. Daigneault	7	0	0	0	8
148	Mike Veisor	1	0	0	0	0	189	Marc Behrend	7	0	0	0	0
149	Branko Radivojevic	1	0	0	0	2	190	Jeff Finley	7	0	0	0	6
150	Michael Stone	2	0	0	0	0	191	Jayson More	7	0	0	0	7
151	Kris Draper	2	0	0	0	0	192	Troy Murray	7	0	0	0	2
152	John Druce	2	0	0	0	0	193	Serge Savard	7	0	0	0	4
153	Tavis Hansen	2	0	0	0	0	194	Rick Tabaracci	7	0	0	0	0
154	Mike Hartman	2	0	0	0	2	195	Daniel Winnik	7	0	0	0	0
155	Jocelyn Lemieux	2	0	0	0	4	196	Dean Kennedy	8	0	0	0	2
156	Ed Staniowski	2	0	0	0	0	197	Shawn Cronin	9	0	0	0	13
157	Krystofer Kolanos	2	0	0	0	6	198	Jim McKenzie	9	0	0	0	4
158	Andrew Ebbett	3	0	0	0	0	199	Ilya Bryzgalov	11	0	0	0	0
159	Bobby Dollas	3	0	0	0	2	200	Bob Essensa	11	0	0	0	2
160	Bryan Erickson	3	0	0	0	0	201	Brian Hayward	11	0	0	0	0
161	Tom Martin	3	0	0	0	2	202	Igor Ulanov	11	0	0	0	43
162	Eldon Reddick	3	0	0	0	0	203	Daniel Berthiaume	14	0	0	0	0
163	Andrei Nazarov	3	0	0	0	2	204	Michal Rozsival	19	0	0	0	4
164	Paul Bissonnette	4	0	0	0	15	205	Stephane Beaugerard	40	0	0	0	0
165	Eric Belanger	4	0	0	0	2							

ALL-TIME PLAYOFF GOALTENDING

PLAYER	YEAR	GP	MIN	GAA	W	L	SO	GA	SA	SV%
Mike Smith	2011-12	16	1027	1.99	9	7	3	34	602	.944
Nikolai Khabibulin	1995-96 to 1998-99	24	1419	2.75	10	13	1	65	778	.916
Sean Burke	1999-00 to 2001-02	10	593	2.93	2	8	0	29	300	.903
Stephane Beaugerard	1989-90	4	238	3.03	1	3	0	12	105	.886
Bob Essensa	1989-90 to 1992-93	11	606	3.47	4	5	0	35	300	.883
Eldon Reddick	1986-87	3	166	3.61	0	2	0	10	73	.863
Marc Behrend	1983-84 to 1985-86	7	312	3.65	1	3	0	19	194	.902
Daniel Berthiaume	1985-86 to 1987-88	14	805	3.73	5	9	0	50	407	.877
Jimmy Waite	1997-98	4	171	3.86	0	3	0	11	97	.887
Ilya Bryzgalov	2009-10 to 2010-11	11	653	3.90	3	8	0	41	395	.896
Rick Tabaracci	1991-92	7	387	4.03	3	4	0	26	212	.877
Brian Hayward	1982-83 to 1985-86	11	537	4.80	2	8	0	43	271	.841
Doug Soetaert	1981-82 to 1983-84	4	160	4.88	1	2	0	13	91	.857
Ed Staniowski	1981-82	2	120	6.00	0	2	0	12	42	.714
Mike Veisor	1983-84	1	40	6.00	0	0	0	4	29	.862
Dan Bouchard	1985-86	1	40	7.50	0	1	0	5	22	.773

GAMES PLAYED

1. Thomas Steen	56
2. Shane Doan	55
3. Teppo Numminen	50
4. Keith Tkachuk	44
5. Doug Smail	41
6. Stephane Beauregard	40
7. Dale Hawerchuk	38
8. Paul MacLean	35
Fredrik Olausson	35
10. Laurie Boschman	34

GOALS

1. Keith Tkachuk	19
2. Dale Hawerchuk	16
Paul MacLean	16
4. Shane Doan	15
5. Thomas Steen	12
6. Jeremy Roenick	9
Doug Smail	9
8. Teppo Numminen	8
9. Brian Mullen	7
Ron Wilson	7

ASSISTS

1. Dale Hawerchuk	33
2. Thomas Steen	32
3. Dave Ellett	16
Keith Yandle	16
5. Randy Carlyle	14
6. Shane Doan	13
Fredrik Olausson	13
8. Mario Marois	11
Phil Housley	11
Oleg Tverdovsky	11

POINTS

1. Dale Hawerchuk	49
2. Thomas Steen	44
3. Keith Tkachuk	28
Shane Doan	28
5. Paul MacLean	26
6. Dave Ellett	20
7. Keith Yandle	19
8. Jeremy Roenick	18
9. Fredrik Olausson	17
Randy Carlyle	17

PENALTY MINUTES

1. Keith Tkachuk	100
2. Laurie Boschman	87
3. Shane Doan	85
4. Paul MacLean	76
5. Jim Kyte	73
6. Steve Rooney	67
7. Thomas Steen	62
8. Randy Carlyle	51
9. Tim Watters	49
Doug Smail	49

POWER-PLAY GOALS

1. Thomas Steen	7
Paul Maclean	7
3. Keith Tkachuk	5
Dale Hawerchuk	5
5. Shane Doan	4
Dave Ellett	4
Teppo Numminen	4
8. Antoine Vermette	3
Jeremy Roenick	3
Dave Babych	3

SHORTHANDED GOALS

1. Dale Hawerchuk	3
2. Bengt Lundholm	2
Brian Mullen	2
Doug Smail	2
Jeremy Roenick	2
Thomas Steen	2
7. Several tied with	1

GAME-WINNING GOALS

1. Shane Doan	4
2. Mikkel Boedker	2
Martin Hanzal	2
Gilles Hamel	2
Jeremy Roenick	2
Teemu Selanne	2
7. Several tied with	1

ALL-TIME CAREER PLAYOFF GOALTENDING LEADERS

GAMES PLAYED

1. Nikolai Khabibulin	24
2. Mike Smith	16
3. Daniel Berthiaume	14
4. Ilya Bryzgalov	11
Bob Essensa	11

MINUTES PLAYED

1. Nikolai Khabibulin	1419
2. Mike Smith	1027
3. Daniel Berthiaume	805
4. Ilya Bryzgalov	653
5. Bob Essensa	606

WINS

1. Nikolai Khabibulin	10
2. Mike Smith	9
3. Daniel Berthiaume	5
4. Bob Essensa	4
5. Ilya Bryzgalov	3
Rick Tabaracci	3

GOALS AGAINST AVERAGE

1. Mike Smith	1.99
2. Nikolai Khabibulin	2.75
3. Sean Burke	2.93
4. Stephane Beauregard	3.03
5. Bob Essensa	3.47

SAVE PERCENTAGE

1. Mike Smith	.944
2. Nikolai Khabibulin	.916
3. Sean Burke	.903
4. Marc Behrend	.902
5. Ilya Bryzgalov	.892

MOST GAMES

16 – 2012

WINS

9 – 2012

HOME

4 – 2012

ROAD

5 – 2012

LOSSES

7 – 2012

HOME

5 – 2012

ROAD

3 – 7 times (last 2000)

GOALS

37 – 2012 (17 vs. CHI, 12 vs. NSH, 8 vs. LAK)

GOALS AGAINST

35 – 2 times (last 2012)

OVERTIME GAMES

7 – 2012

OVERTIME WINS

4 – 2012

CONSECUTIVE WINS

3 games – 3 times (last Apr. 23-29, 2012)

TEAM PLAYOFF RECORDS: SERIES

MOST GOALS:

22 – 1987 (vs. CGY) and 1990 (vs. EDM)

GOALS, 3-GAME SERIES:

9 – 1983 (vs. EDM)

GOALS, 4-GAME SERIES:

15 – 1985 (vs. CGY)

GOALS, 5-GAME SERIES:

17 – 1988 (vs. EDM)

GOALS, 6-GAME SERIES:

22 – 1987 (vs. CGY)

GOALS, 7-GAME SERIES:

22 – 1990 (vs. EDM)

GOALS, BOTH TEAMS:

46 – 1990 (WPG 22 vs. EDM 24) and 1992 (WPG 17 vs. VAN 29)

GOALS, BOTH TEAMS, 3-GAME SERIES:

25 – 1984 (WPG 7 vs. EDM 18)

GOALS, BOTH TEAMS, 4-GAME SERIES:

33 – 1982 (WPG 13 vs. STL 20) and 1985 (WPG 11 vs. EDM 22)

GOALS, BOTH TEAMS, 5-GAME SERIES:

42 – 1988 (WPG 17 vs. EDM 25)

GOALS, BOTH TEAMS, 6-GAME SERIES:

42 – 1998 (PHX 18 vs. DET 24)

GOALS, BOTH TEAMS, 7-GAME SERIES:

46 – 1990 (WPG 22 vs. EDM 24) and 1992 (WPG 17 vs. VAN 29)

POWER PLAY GOALS:

8 – 1987 (vs. CGY)

PENALTY MINUTES:

213 – 1988 (vs. EDM)

SHUTOUTS, BOTH TEAMS:

2 – 3 times (last: 2012 WCF, PHX 1 vs. LAK 1)

FEWEST GOALS, 3-GAME SERIES:

7 – 1984 (vs. EDM)

GOALS, 4-GAME SERIES:

9 – 1987 (vs. EDM)

GOALS, 5-GAME SERIES:

7 – 2002 (vs. SJS)

GOALS, 6-GAME SERIES:

10 – 1996 (vs. DET)

GOALS, 7-GAME SERIES:

16 – 1999 (vs. STL)

GOALS, BOTH TEAMS, 3-GAME SERIES:

23 – 1983 (WPG 9 vs. EDM 14) and 1986 (WPG 8 vs. CGY 15)

GOALS, BOTH TEAMS, 4-GAME SERIES:

26 – 1987 (WPG 9 vs. EDM 17)

GOALS, BOTH TEAMS, 5-GAME SERIES:

20 – 2002 (PHX 7 vs. SJS 13)

GOALS, BOTH TEAMS, 6-GAME SERIES:

29 – 2012 (PHX 17 vs. CHI 12)

GOALS, BOTH TEAMS, 7-GAME SERIES:

34 – 1997 (PHX 17 vs. ANA 17)

PENALTY MINUTES:

41 – 2011 (vs. DET)

MOST GOALS

7 – (WPG 7 at EDM 5) – Apr. 4, 1990;
(PHX 7 at DET 4) – Apr. 24, 1998

GOALS, BOTH TEAMS

12 – (WPG 7 at EDM 5) – Apr. 4, 1990

GOALS AGAINST

9 – (WPG 2 at EDM 9) – Apr. 4, 1984

POWER-PLAY GOALS

4 – vs. STL, Apr. 8, 1982

POWER-PLAY GOALS AGAINST

4 – at EDM, Apr. 12, 1988; vs. DET, Apr. 23, 1996;
and vs. DET, May 3, 1998

SHORTHANDED GOALS

2 – at CGY, Apr. 14, 1985; vs. EDM, Apr. 9, 1988;
and at DET, Apr. 24, 1998

SHOTS

41 – at STL, Apr. 11, 1982; vs. LAK, May 22, 2012

SHOTS AGAINST

54 – at EDM, Apr. 5, 1984

PENALTY MINUTES

71 – vs. EDM, Apr. 9, 1988

PENALTY MINUTES, BOTH TEAMS

150 – (WPG 71 vs. EDM 79) – Apr. 9, 1988

LONGEST OVERTIME

21 minutes, 8 seconds – vs. EDM, Apr. 10, 1990.
(Dave Ellett scored at
1:08 of 2nd overtime)

SHORTEST OVERTIME

25 seconds – at EDM, Apr. 5, 1984. (Randy Gregg
scored at 0:25 of 1st overtime)

FEWEST**SHOTS**

13 – vs. DET, Apr. 28, 1996

SHOTS AGAINST

16 – vs. EDM, Apr. 8, 1990

TEAM PLAYOFF RECORDS: PERIOD

MOST**GOALS**

4 – (WPG 6 vs CGY 1) – Apr. 16, 1987, 1st period
(WPG 5 at CGY 3) – Apr. 14, 1985, 2nd period
(WPG 5 vs. STL 2) – Apr. 8, 1982, 2nd period
and (PHX 7 at DET 4) – Apr. 24, 1998, 2nd
period

GOALS AGAINST

6 – (WPG 4 at EDM 7) – Apr. 6, 1988, 3rd period

POWER-PLAY GOALS

3 – (WPG 5 vs. STL 2) -- Apr. 8, 1982, 2nd period

POWER-PLAY GOALS AGAINST

3 – (WPG 1 vs. DET 6) – Apr. 23, 1996, 2nd period
and (PHX 2 vs. DET 5) – May 3, 1998, 2nd
period

SHOTS

20 – (WPG 4 vs CGY 3) -- Apr. 12, 1987, 2nd period
and (PHX 3 vs. DET 2) -- Apr. 14, 2010, 3rd
period

SHOTS AGAINST

20 – (WPG 4 at EDM 5) – Apr. 5, 1984, 3rd period
(WPG 3 at DET 1) – Apr. 26, 1996, 3rd period
(PHX 3 vs. LAK 4) – May 22, 2012, 2nd period

PENALTY MINUTES

59 – (WPG 2 at STL 8) – Apr. 11, 1982, 2nd period

PENALTY MINUTES, BOTH TEAMS

110 – (WPG 59 at STL 51) – Apr. 11, 1982, 2nd
period

FEWEST**SHOTS**

1 – vs. NSH, Apr. 27, 2012, 3rd period

SHOTS AGAINST

4 – at St. Louis, Apr. 10, 1982, 3rd period
– vs. Anaheim, Apr. 22, 1997, 1st period
– vs. Detroit, Apr. 30, 1998, 3rd period
– at Colorado, Apr. 21, 2000, 1st period
– at San Jose, Apr. 26, 2002, 3rd period
– vs. Detroit, Apr. 23, 2010, 2nd period

FASTEST**FOUR GOALS**

9 minutes, 12 seconds – at Detroit, Apr. 24, 1998.
2nd period. Scorers: Rick
Tocchet, 4:39; Jeremy
Roenick, 7:13; Roenick,
13:24 and Keith Tkachuk,
13:51

THREE GOALS

4 minutes, 45 seconds – at St. Louis, Apr. 25,
1999, 1st period. Scorers:
Dallas Drake, 3:46; Keith
Tkachuk, 7:19; Louie
DeBrusk, 8:31

THREE GOALS, BOTH TEAMS

27 seconds – at Detroit, Apr. 24, 1998, 2nd period.
Scorers: Jeremy Roenick, Phoenix,
13:24; Mathieu Dandenault, Detroit,
13:32; Keith Tkachuk, Phoenix, 13:51

TWO GOALS

16 seconds – vs. Calgary, Apr. 11, 1985, 2nd period.
Scorers: Dale Hawerchuk, 0:47;
Doug Smail, 1:03

TWO GOALS, BOTH TEAMS

8 seconds – at Detroit, Apr. 24, 1998, 2nd period.
Scorers: Jeremy Roenick, Phoenix,
13:24; Mathieu Dandenault, Detroit,
13:32

MOST YEARS

10 – Thomas Steen, 1982 - 1988, 1990, 1992, 1993

CONSECUTIVE YEARS7 – Dale Hawerchuk, 1982 - 1988; Thomas Steen, 1982 - 1988;
Doug Smail, 1982 - 1988**GAMES**

56 – Thomas Steen

GOALS

19 – Keith Tkachuk

ASSISTS

33 – Dale Hawerchuk

POINTS

49 – Dale Hawerchuk

OVERTIME GOALS

2 – Mikkel Boedker

THREE-OR-MORE GOAL GAMES

1 – Teemu Selanne, at Vancouver, Apr. 27, 1993

PENALTY MINUTES

100 – Keith Tkachuk

GAMES BY A GOALTENDER

24 – Nikolai Khabibulin

MINUTES BY A GOALTENDER

1,419 – Nikolai Khabibulin

INDIVIDUAL PLAYOFF RECORDS: SINGLE YEAR

MOST POINTS13 – Dale Hawerchuk, 1987,
5 goals, 8 assists in 10 games**POINTS, DEFENSEMAN**9 – Dave Babych, 1985, 2 goals and 7 assists in 8
games
Keith Yandle, 2012, 1 goal and 8 assists
in 16 games**POINTS, ROOKIE**8 – Dale Hawerchuk, 1982,
1 goal and 7 assists in 4 games**GOALS**6 – Keith Tkachuk, 1997, 7 games
Rick Tocchet, 1998, 6 games**GOALS, DEFENSEMAN**

3 – Teppo Numminen, 1997, 7 games

GOALS, ROOKIE4 – Teemu Selanne, 1993, 6 games
Keith Tkachuk, 1993, 6 games**GAME-WINNING GOALS**2 – Gilles Hamel, 1987, 8 games
Teemu Selanne, 1993, 6 games
Jeremy Roenick, 1998, 6 games
Shane Doan, 1999, 7 games
Shane Doan, 2012, 16 games
Mikkel Boedker, 2012, 16 games
Martin Hanzal, 2012, 12 games**OVERTIME GOALS**

2 – Mikkel Boedker, 2012, 16 games

POWER-PLAY GOALS3 – Dale Hawerchuk, 1987, 10 games
Rick Tocchet, 1998, 6 games
Antoine Vermette, 2012, 16 games**SHORTHANDED GOALS**2 – Bengt Lundholm, 1985, 5 games
Jeremy Roenick, 1998, 6 games**THREE-OR-MORE GOAL GAMES**

1 – Teemu Selanne, 1993, 6 games

ASSISTS8 – Dale Hawerchuk, 1987, 10 games
Dave Ellett, 1987, 10 games
Keith Yandle, 2012, 16 games**ASSISTS, DEFENSEMAN**8 – Dave Ellett, 1987, 10 games
Keith Yandle, 2012, 16 games**MINUTES PLAYED**

1027 – Mike Smith, 2012, 16 games

WINS

9 – Mike Smith, 2012, 16 games

CONSECUTIVE WINS3 – Nikolai Khabibulin, 1997 CQF, vs Anaheim
Nikolai Khabibulin, 1999 CQF, vs St. Louis
Mike Smith, 2012 CQF/CSF**LONGEST CONSECUTIVE GOAL-SCORING STREAK**5 games – Rick Tocchet, vs Detroit,
Apr. 22-Apr. 30, 1998, 6 goals**LONGEST CONSECUTIVE POINT-SCORING STREAK**6 games – Rick Tocchet, vs Detroit, Apr. 22-May 3,
1998, 6 goals, 2 assists, 8 points

MOST POINTS

10 – Dale Hawerchuk, 1987 DSF, vs. Calgary.
5 goals, 5 assists in 6 games

GOALS

6 – Keith Tkachuk, 1997 CQF, vs. Anaheim, 7 games
Rick Tocchet, 1998 CQF, vs. Detroit, 6 games

ASSISTS

7 – Dale Hawerchuk, 1982 DSF, vs. St. Louis, 4 games
Phil Housley, 1993 DSF, vs. Vancouver, 6 games
Cliff Ronning, 1997 CQF, vs. Anaheim, 7 games
Oleg Tverdovsky, 1998 CQF, vs. Detroit, 6 games

GAME-WINNING GOALS

2 – Gilles Hamel, 1987 DSF, vs. Calgary, 4 games
Teemu Selanne, 1993 DSF, vs. Vancouver, 6 games
Jeremy Roenick, 1998 CQF, vs. Detroit, 6 games
Shane Doan, 1999 CQF, vs. St. Louis, 7 games
Mikkel Boedker, 2012 CQF, vs. Chicago, 6 games

OVERTIME GOALS

2 – Mikkel Boedker, 2012 CQF, vs. Chicago (6 games)

POWER PLAY GOALS

3 – Dale Hawerchuk, 1987 DSF, vs. Calgary, 6 games
Rick Tocchet, 1998 CQF, vs. Detroit, 6 games
Antoine Vermette, 2012 CQF, vs. Chicago, 6 games

SHORTHANDED GOALS

2 – Bengt Lundholm, 1985 DF, vs. Edmonton, 4 games
Jeremy Roenick, 1998 CQF, vs. Detroit, 6 games

THREE-OR-MORE GOAL GAMES

1 – Teemu Selanne, 1993 DSF, vs. Vancouver, 6 games

PENALTY MINUTES

39 – Igor Ulanov, 1992 DSF, vs. Vancouver, 7 games

GOALS, ROOKIE

4 – Teemu Selanne, 1993 DSF, vs. Vancouver, 6 games
Keith Tkachuk, 1993 DSF, vs. Vancouver, 6 games

ASSISTS, ROOKIE

7 – Dale Hawerchuk, 1982 DSF, vs. St. Louis, 4 games

POINTS, ROOKIE

8 – Dale Hawerchuk, 1982 DSF, vs. St. Louis, 4 games

LONGEST**CONSECUTIVE POINT-SCORING STREAK**

6 games – Rick Tocchet, CQF vs. Detroit, Apr. 22-May 3, 1998, 6 goals, 2 assists, 8 points

CONSECUTIVE GOAL-SCORING STREAK

5 games – Rick Tocchet, CQF vs. Detroit, Apr. 22-Apr. 30, 1998, 6 goals

CONSECUTIVE ASSIST-SCORING STREAK

4 games – Dale Hawerchuk, DSF vs. St. Louis, Apr. 7-Apr. 11, 1982, 7 assists

INDIVIDUAL PLAYOFF RECORDS: GAME**MOST****POINTS**

4 – Dale Hawerchuk, vs. St. Louis, Apr. 8, 1982, 0 goals, 4 assists
Jeremy Roenick, at Detroit, Apr. 24, 1998, 2 goals, 2 assists

GOALS

3 – Teemu Selanne, vs. Vancouver, Apr. 23, 1993

POWER PLAY GOALS

2 – Paul MacLean, vs. St. Louis, Apr. 8, 1982
Moe Mantha, at Edmonton, Apr. 7, 1983
Teemu Selanne, vs. Vancouver, Apr. 23, 1993
Shane Doan, at Detroit, Apr. 16, 2011
Antoine Vermette, vs. Chicago, Apr. 14, 2012

ASSISTS

4 – Dale Hawerchuk, vs. St. Louis, Apr. 8, 1982

PENALTY MINUTES

25 – Dave Babych, at St. Louis, Apr. 11, 1982
Igor Ulanov, vs. Vancouver, Apr. 22, 1992

SHOTS

9 – Ray Whitney, at Chicago, Apr. 17, 2012

SHOTS FACED BY A GOALTENDER

54 – Marc Behrend, at Edmonton, Apr. 5, 1984

GOALS AGAINST BY A GOALTENDER

8 – Ed Staniowski, at St. Louis, Apr. 11, 1982
Rick Tabaracci, vs. Vancouver, Apr. 28, 1992

INDIVIDUAL PLAYOFF RECORDS: PERIOD**MOST****POINTS:**

3 – Dale Hawerchuk, vs. St. Louis, Apr. 8, 1982, 2nd period, 0 goals, 3 assists;
Phil Housley, vs. Vancouver, Apr. 23, 1993, 1st period, 0 goals, 3 assists;
Jeremy Roenick, at Detroit, Apr. 24, 1998, 2nd period, 2 goals, 1 assist;
Oleg Tverdovsky, vs. Detroit, Apr. 26, 1998, 3rd period, 0 goals, 3 assists

GOALS:

2 – Paul MacLean, at Calgary, Apr. 9, 1987, 2nd period
Dale Hawerchuk, at Edmonton, Apr. 12, 1988, 2nd period
Teemu Selanne, vs. Vancouver, Apr. 23, 1993, 1st period
Darrin Shannon, vs. Anaheim, Apr. 20, 1997, 1st period
Jeremy Roenick, at Detroit, Apr. 24, 1998, 2nd period
Shane Doan, at Detroit, Apr. 16, 2011, 3rd period

POWER-PLAY GOALS:

2 – Teemu Selanne, vs. Vancouver, Apr. 23, 1993, 1st period
Shane Doan, at Detroit, Apr. 16, 2011, 3rd period

ASSISTS:

3 – Dale Hawerchuk, vs. St. Louis, Apr. 8, 1982, 2nd period
Phil Housley, vs. Vancouver, Apr. 23, 1993, 1st period
Oleg Tverdovsky, vs. Detroit, Apr. 26, 1998, 3rd period

PENALTY MINUTES:

25 – Igor Ulanov, vs. Vancouver, Apr. 22, 1992, 2nd period

SHOTS FACED BY A GOALTENDER:

22 – Ilya Bryzgalov, vs. Detroit, Apr. 27, 2010, 2nd period

GOALS AGAINST BY A GOALTENDER:

6 – Daniel Berthiaume, at Edmonton, Apr. 6, 1988, 3rd period

FASTEST GOAL FROM START OF A GAME:

29 seconds – Sami Lepisto, at Detroit, Apr. 18, 2010

FIRST GAME

Home: vs. St. Louis, Apr. 7, 1982
Road: at St. Louis, Apr. 10, 1982

FIRST WIN

Home: vs. St. Louis (5-2), Apr. 8, 1982
Road: at Calgary (5-3), Apr. 14, 1985

FIRST LOSS

Home: vs. St. Louis (4-3), Apr. 7, 1982
Road: at St. Louis (6-3), Apr. 10, 1982

FIRST GOAL

Home: Willy Lindstrom (1:20 of 1st period) vs. St. Louis, Apr. 7, 1982
Road: Bengt Lundholm (1:39 of 1st period) at St. Louis, Apr. 10, 1982

FIRST ASSISTS

Home: Thomas Steen (1:20 of 1st period) vs. St. Louis, Apr. 7, 1982
Road: Thomas Steen, Willy Lindstrom (1:39 of 1st period) at St. Louis, Apr. 10, 1982

FIRST POWER-PLAY GOAL

Home: Paul MacLean (15:35 of 1st period) vs. St. Louis, Apr. 8, 1982
Road: Norm Dupont (6:36 of 3rd period) at St. Louis, Apr. 11, 1982

FIRST SHORTHANDED GOAL

Home: Doug Smail (3:53 of 2nd period) vs. Edmonton, Apr. 25, 1987
Home: Moe Mantha (4:53 of 2nd period) vs. Edmonton, Apr. 5, 1983

FIRST GAME-WINNING GOAL

Home: Paul MacLean (10:07 of 2nd period) vs. St. Louis, Apr. 8, 1982
Road: Ron Wilson (8:09 of 2nd period) at Calgary, Apr. 14, 1985

FIRST GOAL ALLOWED

Home: Perry Turnbull (against Ed Staniowski at 19:51 of 1st period) vs. St. Louis, Apr. 7, 1982
Road: Brian Sutter (against Doug Soetaert at 7:36 of 1st period) at St. Louis, Apr. 10, 1982

FIRST POWER-PLAY GOAL ALLOWED

Home: Guy Lapointe (18:02 of 3rd period) vs. St. Louis, Apr. 7, 1982
Road: Perry Turnbull (5:36 of 1st period) at St. Louis, Apr. 11, 1982

FIRST SHORTHANDED GOAL ALLOWED

Home: Steve Konroyd (14:38 of 2nd period) vs. Calgary, Apr. 10, 1985
Road: Wayne Gretzky (15:58 of 1st period) at Edmonton, Apr. 6, 1983

FIRST WIN BY A GOALTENDER

Home: Doug Soetaert vs. St. Louis (5-2), Apr. 8, 1982
Road: Marc Behrend vs. Calgary (5-3), Apr. 10, 1985

FIRST LOSS BY A GOALTENDER

Home: Ed Staniowski vs. St. Louis (4-3), Apr. 7, 1982
Road: Doug Soetaert vs. St. Louis (6-3), Apr. 10, 1982

FIRST SHUTOUT FOR

Home: Nikolai Khabibulin (32 saves) vs. Anaheim (2-0), Apr. 22, 1997
Road: Mike Smith (25 saves) at Nashville (1-0), May 4, 2012

FIRST SHUTOUT AGAINST

Home: Grant Fuhr (35 saves) vs. St. Louis (1-0, OT), May 4, 1999
Road: Rejean Lemelin (33 saves) vs. Calgary (4-0), Apr. 13, 1985

FIRST 2-GOAL GAME

Home: Willy Lindstrom vs. St. Louis, Apr. 7, 1982
Road: Moe Mantha at Edmonton, Apr. 7, 1983

FIRST HAT TRICK

Home: Teemu Selanne vs. Vancouver, Apr. 23, 1993
Road: None

FIRST PENALTY SHOT

Home: None
Road: Mike Johnson at San Jose (against Evgeni Nabokov at 19:45 of 2nd period), Apr. 26, 2002 (scored)

FIRST MINOR PENALTY

Home: Morris Lukowich, high sticking (4:14 of 1st period) vs. St. Louis, Apr. 7, 1982
Road: Perry Turnbull, elbowing (2:14 of 1st period) at St. Louis, Apr. 10, 1982

FIRST MAJOR PENALTY

Home: Jimmy Mann, fighting (12:41 of 2nd period) vs. St. Louis, Apr. 7, 1982
Road: Dave Babych, fighting (7:47 of 1st period) at St. Louis, Apr. 11, 1982

FIRST MISCONDUCT PENALTY

Home: Bryan Maxwell (12:19 of 2nd period) vs. Edmonton, Apr. 9, 1983
Road: Dave Babych (19:30 of 2nd period) vs. St. Louis, Apr. 11, 1982

FIRST GAME**Home:** vs. Anaheim, Apr. 20, 1997**Road:** at Anaheim, Apr. 16, 1997**FIRST WIN****Home:** vs. Anaheim (4-1), Apr. 20, 1997**Road:** at Anaheim (5-2), Apr. 24, 1997**FIRST LOSS****Home:** vs. Anaheim (3-2 OT), Apr. 27, 1997**Road:** at Anaheim (4-2), Apr. 16, 1997**FIRST GOAL****Home:** Darrin Shannon (1:18 of 1st period) vs. Anaheim, Apr. 20, 1997**Road:** Jeremy Roenick (3:27 of 2nd period) at Anaheim, Apr. 16, 1997**FIRST ASSISTS****Home:** Cliff Ronning, Jeremy Roenick (1:18 of 1st period) vs. Anaheim, Apr. 20, 1997**Road:** Cliff Ronning, Teppo Numminen (3:27 of 2nd period) at Anaheim, Apr. 16, 1997**FIRST POWER-PLAY GOAL****Home:** Keith Tkachuk (17:44 of 3rd period) vs. Anaheim, Apr. 27, 1997**Road:** Keith Tkachuk (16:48 of 2nd period) at Anaheim, Apr. 16, 1997**FIRST SHORTHANDED GOAL****Home:** None**Road:** Jeremy Roenick (7:13 of 2nd period) at Detroit, Apr. 24, 1998**FIRST GAME-WINNING GOAL****Home:** Darrin Shannon (8:50 of 1st period) vs. Anaheim, Apr. 20, 1997**Road:** Teppo Numminen (9:12 of 2nd period) at Anaheim, Apr. 24, 1997**FIRST GOAL ALLOWED****Home:** Paul Kariya (18:49 of 1st period) vs. Anaheim, Apr. 20, 1997**Road:** Teemu Selanne (8:57 of 1st period) at Anaheim, Apr. 16, 1997**FIRST POWER-PLAY GOAL ALLOWED****Home:** Paul Kariya (18:49 of 1st period) vs. Anaheim, Apr. 20, 1997**Road:** Teemu Selanne (8:57 of 1st period) at Anaheim, Apr. 16, 1997**FIRST SHORTHANDED GOAL ALLOWED****Home:** Anze Kopitar (11:13 of the 1st period) vs. LAK, May 22, 2012**Road:** None**FIRST WIN BY A GOALTENDER****Home:** Nikolai Khabibulin vs. Anaheim (4-1), Apr. 20, 1997**Road:** Nikolai Khabibulin at Anaheim (5-2), Apr. 24, 1997**FIRST LOSS BY A GOALTENDER****Home:** Nikolai Khabibulin vs. Anaheim (3-2 OT), Apr. 27, 1997**Road:** Nikolai Khabibulin at Anaheim (4-2), Apr. 16, 1997**FIRST SHUTOUT FOR****Home:** Nikolai Khabibulin (32 saves) vs. Anaheim (2-0), Apr. 22, 1997**Road:** Mike Smith (25 saves) at Nashville (1-0), May 4, 2012**FIRST SHUTOUT AGAINST****Home:** Grant Fuhr (35 saves) vs. St. Louis (1-0 OT), May 4, 1999**Road:** Guy Hebert (31 saves) at Anaheim (3-0), Apr. 29, 1997**FIRST 2-GOAL GAME****Home:** Darrin Shannon vs. Anaheim, Apr. 20, 1997**Road:** Keith Tkachuk at Anaheim, Apr. 24, 1997**FIRST HAT TRICK****Home:** None**Road:** None**FIRST PENALTY SHOT****Home:** None**Road:** Mike Johnson at San Jose (against Evgeni Nabokov at 19:45 of 2nd period), Apr. 26, 2002 (scored)**FIRST MINOR PENALTY****Home:** Jim McKenzie, holding (2:30 of 1st period) vs. Anaheim, Apr. 20, 1997**Road:** Shane Doan, interference (7:01 of 1st period) at Anaheim, Apr. 16, 1997**FIRST MAJOR PENALTY****Home:** Jayson More, fighting (19:39 of 3rd period) vs. Anaheim, Apr. 20, 1997**Road:** Kris King, fighting (6:57 of 3rd period) at Anaheim, Apr. 18, 1997**FIRST MISCONDUCT PENALTY****Home:** Kris King, Mike Stapleton (19:39 of 3rd period) vs. Anaheim, Apr. 20, 1997**Road:** Cliff Ronning (19:53 of 3rd period) at Anaheim, Apr. 18, 1997



NHL





New York

1185 Avenue of the Americas
New York, NY 10036
O: 212-789-2000
F: 212-789-2020

Montréal,

1800 McGill College Ave., Suite 2600
Montreal, QC H3A 3J6
O: 514-841-9220

Toronto

50 Bay St., 11th Floor
Toronto, ON M5J 2X8
O: 416-359-7900
F: 416-981-2779


NHL DIRECTORY EXECUTIVES



Gary B. Bettman
Commissioner



William Daly
Deputy Commissioner



Colin Campbell
Senior Executive Vice President
of Hockey Operations

NHL COMMUNICATIONS (@PR_NHL)

COMMUNICATIONS

GARY MEAGHER, Executive Vice President
O: 416-359-7960, C: 416-729-4700,
gmeagher@nhl.com

JOHN DELLAPINA, Senior Vice President
O: 212-789-2115, C: 917-363-7988,
jdellapina@nhl.com
* Commissioner's Office & Department of Player Safety requests

JENNIFER NEZIOL, Vice President, Corporate
Communications
TOR: 416-359-7912, NYC: 212-789-7912,
C: 416-275-9182, jneziol@nhl.com
* Corporate communications inquiries/requests

GREG INGLIS, Senior Director
O: 212-789-2065, C: 347-853-2461,
ginglis@nhl.com
* Editorial content/research

NIRVA MILORD, Senior Director, Corporate
Communications
O: 212-789-2123, C: 917-715-6187,
nmilord@nhl.com
* Corporate communications and entertainment publicity

JENNIFER MOAD, Director
O: 416-359-7961, C: 416-527-2852,
jmoad@nhl.com
* Hockey Operations, Officiating and Central Scouting requests

JULIE YOUNG, Director
O: 416-359-7964, C: 416-605-3550,
jyoung@nhl.com
* esports inquiries

JASMINE GHAFOUR, Senior Manager
O: 416-359-7968, C: 647-808-4876,
jghafour@nhl.com

JOSH BERNSTEIN, Manager
O: 212-789-2609, C: 516-528-8365,
jbpr@nhl.com
* Editorial content/research

STATISTICS & INFORMATION
O: 416-359-7978
@PR_NHL on Twitter / Instagram
#NHLStats

BENNY ERCOLANI, Vice President
O: 416-359-7963, C: 416-729-5666,
bercolani@nhl.com

RUSS LEVINE, Vice President
O: 212-789-2783, C: 347-853-4159,
rlevine@nhl.com

TREVOR BJERGSO, Senior Manager
O: 416-359-7965, C: 416-540-5306,
tbjergso@nhl.com
* Situation Room requests

BRENDON CROSSMAN, Manager
O: 416-359-7903, C: 416-702-4645,
bcrossman@nhl.com

STUART MccOMISH, Manager
O: 416-359-7966, smccomish@nhl.com

SCOTT RODGERS, Manager
srodgers@nhl.com

EVENT COMMUNICATIONS & PLAYER DEVELOPMENT
nhleventcommunications@nhl.com

JAMEY HORAN, Senior Vice President
O: 212-789-2785, C: 646-652-9981,
jhoran@nhl.com
* Deputy Commissioner requests and event/player development inquiries

CHRIS WOJCIK, Director
O: 212-789-2097, C: 646-285-7711,
cwojck@nhl.com
* Event inquiries

DAVID KEON, Senior Manager
O: 416-359-7962, C: 416-729-5665,
dkeon@nhl.com
* International credentials

CASEY BLOSSOM, Manager
O: 212-324-8112, C: 646-634-1311,
cblossom@nhl.com

MEGAN COOPER, Coordinator
O: 212-324-8161, mcooper@nhl.com
* Event credentials

JEFF DAY, Coordinator
O: 212-789-2108, C: 914-552-1660,
jday@nhl.com

SAM GILBERT, Coordinator
O: 416-359-7908, C: 514-594-8441,
sgilbert@nhl.com

GINA MORRA, Coordinator
O: 212-789-2690, gmorra@nhl.com

EMILY CAMPBELL, Assistant
O: 212-789-2113, ecampbell@nhl.com

NHL SOCIAL
social@nhl.com

SEAN DENNISON, Director, Social Media
O: 212-789-2096, sdennison@nhl.com
* Departmental oversight

DAVID KLATT, Senior Manager, Social Media Programs
O: 212-789-2660, dklatt@nhl.com
* Events, programs and initiatives

CHRIS ACKROYD, Manager, In-Game Social Media
C: 437-777-9296, cackroyd@nhl.com
* In-game social media and day-to-day social content

KEVIN BAUMER, Manager, Social Content &
Community Management
O: 212-789-2080, kbaumer@nhl.com
* Day-to-day social editorial, content and community management

ANDREW BOEHMER, Coordinator, In-Game
Social Media
aboehmer@nhl.com
* In-game social media and weekend content management

DYLAN COOPER, Coordinator, In-Game
Social Media
dcooper@nhl.com
* In-game social media and weekend content management

REBECCA FRIEDMAN, Coordinator, Social
Media Programs
O: 212-324-6180, rfriedman@nhl.com
* LSC program, team coordination and on-site coverage

The National Hockey League is committed to promoting more sustainable business practices with member clubs, players, fans, partners and employees, so that all can be more responsible stewards of the planet by reducing the use of resources and reusing or recycling equipment and materials. For more information on NHL Green, visit www.nhl.com/green.

September 2018

- 6 Rookie camps open
- 13 Training camps open
- 15 Preseason schedule begins
- 15 2018 O.R.G. NHL China Games™: Boston Bruins at Calgary Flames (Shenzhen Universiade Sports Center, Shenzhen, China)
- 18 2018 Kraft Hockeyville Canada: Ottawa Senators vs. Toronto Maple Leafs (Lucan Community Memorial Centre, Lucan, Ont.)
- 19 2018 O.R.G. NHL China Games™: Calgary Flames at Boston Bruins (Cadillac Arena, Beijing, China)
- 19 Annual USA Hockey All-American Prospects Game (Xcel Energy Center, Saint Paul, Minn.)
- 25 2018 Kraft Hockeyville™ USA: Columbus Blue Jackets vs. Buffalo Sabres (Clinton Arena, Clinton, NY)

October 2018

- 1 NHL Global Series Challenge: Devils vs. SC Bern (PostFinance Arena, Bern, Switzerland)
- 2 Opening day playing rosters set (5 p.m. ET)
- 2 NHL Board of Governors Meeting (New York, NY)
- 3 Opening night of 2018-19 NHL regular season (4 games)
- 3 Washington Capitals raise Stanley Cup banner (vs. Boston Bruins)
- 3 NHL Global Series Challenge: Oilers vs. Kolner Haie (Lanxess Arena, Cologne, Germany)
- 6 2018 NHL Global Series™: Edmonton Oilers vs. New Jersey Devils (Scandinavium, Gothenburg, Sweden)
- 22 NHL Alumni Awards Gala – Honorees: Borje Salming, Mats Sundin, Nicklas Lidstrom (Keith Magnuson Man of the Year); Bob Cole (Keith McCreary 7th Man); Eddie Olczyk (Ace Bailey Award of Courage); Chris Hadfield (Honorary Alumni) (Toronto, Ont.)

November 2018

- 1-30 Hockey Fights Cancer Awareness Month
- 1-2 2018 NHL Global Series™: Florida Panthers vs. Winnipeg Jets (Hartwall Arena, Helsinki, Finland)
- 9 Hockey Hall of Fame Game: New Jersey Devils at Toronto Maple Leafs
- 12 Hockey Hall of Fame Induction Ceremony (Toronto, Ont.): Inductees: Martin Brodeur, Jayna Hefford, Martin St. Louis, Alexander Yakushev (Player category); Gary Bettman, Willie O'Ree (Builder category); Larry Brooks, Joe Bowen (Media honorees).
- 13 NHL General Managers' Meeting (Toronto, Ont.)
- 23 2018 Discover NHL Thanksgiving Showdown™: New York Rangers at Philadelphia Flyers
- 26 NHL Founders Day (1917)

December 2018

- 1 Signing deadline for Group 2 free agents (5 p.m. ET)
- 12 U.S. Hockey Hall of Fame Induction (Inductees: Red Berenson, Natalie Darwitz, Hago Harrington, David Poile, Paul Stewart) and Celebration of Lester Patrick (Recipient: Jim Johansson, posthumous) (Nashville, Tenn.)
- 19 101st Anniversary of League's first games played
- 19-27 Holiday roster freeze in effect: For all players on an NHL active roster, injured reserve, or with non-roster and injured non-roster status as of midnight (local time) Dec. 19, a roster freeze shall apply through midnight (local time) Dec. 27, with respect to waivers, trades and loans, subject to the exceptions provided for in CBA Article 16.5 (d).
- 24-26 Holiday break (no scheduled practices – dressing rooms closed)
- 26-Jan. 5 IIHF World Junior Championship (Vancouver/Victoria, B.C.)

January 2019

- 1 2019 Bridgestone NHL Winter Classic®: Boston Bruins at Chicago Blackhawks (Notre Dame Stadium, South Bend, Ind.)
- 8 USHL/NHL Top Prospects Game (Ice Box, Lincoln, Neb.)
- Week of 21st NHL Central Scouting Mid-Season Rankings release
- 23 CHL/NHL Top Prospects Game (ENMAX Centrium, Red Deer, AB)
- 24-27 NHL All-Star Break (no games played)
- 24-26 No scheduled practices – dressing rooms closed
- 25 2019 NHL All-Star Skills Competition™ (SAP Center at San Jose, San Jose, Calif.)
- 26 2019 NHL All-Star Game (SAP Center at San Jose, San Jose, Calif.)
- 27-28 2019 AHL All-Star Classic (MassMutual Center, Springfield, Mass.)
- 28 NHL regular season resumes

February 2019

- 9 Hockey Day in Canada (Hockey Canada)
- 9 19th Annual Scotiabank Hockey Day in Canada (Host: Swift Current, SK)
- 17-24 Hockey Week Across America (USA Hockey)
- 23 2019 Coors Light NHL Stadium Series™: Pittsburgh Penguins at Philadelphia Flyers (Lincoln Financial Field, Philadelphia, Pa.)
- 25 2019 NHL Trade Deadline (3 p.m. ET)

March 2019

- 4-6 NHL General Managers' Meeting (Boca Raton, Fla.)
- 29-31 NCAA Regionals

April 2019

- 6 Last day of 2018-19 regular season (15 games)
- 10 Stanley Cup Playoffs begin
- 11-13 NCAA Frozen Four (KeyBank Center, Buffalo, NY)
- Week of 15th NHL Central Scouting Final Rankings release
- 18-28 IIHF Under-18 World Championship (Örnsköldsvik/Umeå, Sweden)
- TBA 2019 NHL Draft Lottery

May 2019

- 10-26 IIHF World Championship (Bratislava/Košice, Slovakia)
- 17-26 2019 CHL Memorial Cup (Scotiabank Centre, Halifax, N.S.)
- 27-June 1 2019 NHL Scouting Combine (Buffalo, N.Y.)

June 2019

- 15 Last possible day for 2019 Stanley Cup Final
- TBA 2019 NHL Awards™ (Las Vegas, Nev.)
- 20 NHL General Managers' Meeting (Vancouver, B.C.)
- 21-22 2019 NHL Draft™ (Rogers Arena, Vancouver, B.C.)

July 2019

- 1 Free agency begins (12 p.m. ET)
- 5 Deadline for player-elected salary arbitration notification (5 p.m. ET)
- 6 Deadline for club-elected salary arbitration notification (5 p.m. ET)
- 20-Aug. 4 Salary arbitration hearings held

August 2019

- 6 Deadline for salary arbitration decisions to be rendered

SEASON	WINNING TEAM	SEASON	WINNING TEAM
2017-18	Washington Capitals	1966-67	Toronto Maple Leafs
2016-17	Pittsburgh Penguins	1965-66	Montreal Canadiens
2015-16	Pittsburgh Penguins	1964-65	Montreal Canadiens
2014-15	Chicago Blackhawks	1963-64	Toronto Maple Leafs
2013-14	Los Angeles Kings	1962-63	Toronto Maple Leafs
2012-13	Chicago Blackhawks	1961-62	Toronto Maple Leafs
2011-12	Los Angeles Kings	1960-61	Chicago Blackhawks
2010-11	Boston Bruins	1959-60	Montreal Canadiens
2009-10	Chicago Blackhawks	1958-59	Montreal Canadiens
2008-09	Pittsburgh Penguins	1957-58	Montreal Canadiens
2007-08	Detroit Red Wings	1956-57	Montreal Canadiens
2006-07	Anaheim Ducks	1955-56	Montreal Canadiens
2005-06	Carolina Hurricanes	1954-55	Detroit Red Wings
2003-04	Tampa Bay Lightning	1953-54	Detroit Red Wings
2002-03	New Jersey Devils	1952-53	Montreal Canadiens
2001-02	Detroit Red Wings	1951-52	Detroit Red Wings
2000-01	Colorado Avalanche	1950-51	Toronto Maple Leafs
1999-00	New Jersey Devils	1949-50	Detroit Red Wings
1998-99	Dallas Stars	1948-49	Toronto Maple Leafs
1997-98	Detroit Red Wings	1947-48	Toronto Maple Leafs
1996-97	Detroit Red Wings	1946-47	Toronto Maple Leafs
1995-96	Colorado Avalanche	1945-46	Montreal Canadiens
1994-95	New Jersey Devils	1944-45	Toronto Maple Leafs
1993-94	New York Rangers	1943-44	Montreal Canadiens
1992-93	Montreal Canadiens	1942-43	Detroit Red Wings
1991-92	Pittsburgh Penguins	1941-42	Toronto Maple Leafs
1990-91	Pittsburgh Penguins	1940-41	Boston Bruins
1989-90	Edmonton Oilers	1939-40	New York Rangers
1988-89	Calgary Flames	1938-39	Boston Bruins
1987-88	Edmonton Oilers	1937-38	Chicago Blackhawks
1986-87	Edmonton Oilers	1936-37	Detroit Red Wings
1985-86	Montreal Canadiens	1935-36	Detroit Red Wings
1984-85	Edmonton Oilers	1934-35	Montreal Maroons
1983-84	Edmonton Oilers	1933-34	Chicago Blackhawks
1982-83	New York Islanders	1932-33	New York Rangers
1981-82	New York Islanders	1931-32	Toronto Maple Leafs
1980-81	New York Islanders	1930-31	Montreal Canadiens
1979-80	New York Islanders	1929-30	Montreal Canadiens
1978-79	Montreal Canadiens	1928-29	Boston Bruins
1977-78	Montreal Canadiens	1927-28	New York Rangers
1976-77	Montreal Canadiens	1926-27	Ottawa Senators
1975-76	Montreal Canadiens	1925-26	Montreal Maroons
1974-75	Philadelphia Flyers	1924-25	Victoria Cougars
1973-74	Philadelphia Flyers	1923-24	Montreal Canadiens
1972-73	Montreal Canadiens	1922-23	Ottawa Senators
1971-72	Boston Bruins	1921-22	Toronto St. Pats
1970-71	Montreal Canadiens	1920-21	Ottawa Senators
1969-70	Boston Bruins	1919-20	Ottawa Senators
1968-69	Montreal Canadiens	*1918-19	No Decision
1967-68	Montreal Canadiens	1917-18	Toronto Arenas

* = The 1919 Final between the Seattle Metropolitans and Montreal Canadiens was cancelled due to an influenza epidemic.

**PACIFIC DIVISION****ANAHEIM DUCKS**

Honda Center
2695 Katella Ave.
Anaheim, CA 92806
(714) 940-2900
G.M.: Bob Murray
Coach: Randy Carlyle

ARIZONA COYOTES

Gila River Arena
9400 W. Maryland Avenue
Glendale, AZ 85305
(623) 772-3200
G.M.: John Chayka
Coach: Rick Tocchet

CALGARY FLAMES

Scotiabank Saddledome
P.O. Box 1540 Station M
Calgary, AB T2P 3B9
(403) 777-2177
G.M.: Brad Treliving
Coach: Bill Peters

EDMONTON OILERS

102 ST NW
Edmonton, AB T5J 4Y8
(780) 414-5483
G.M.: Peter Chiarelli
Coach: Todd McLellan

LOS ANGELES KINGS

Toyota Sports Center
555 N. Nash St.
El Segundo, CA 90245
(310) 535-4500
G.M.: Rob Blake
Coach: John Stevens

SAN JOSE SHARKS

SAP Center at San Jose
525 West Santa Clara St.
San Jose, CA 95113
(408) 287-7070
G.M.: Doug Wilson
Coach: Pete DeBoer

VANCOUVER CANUCKS

Rogers Center
800 Griffiths Way
Vancouver, BC V6B 6G1
(604) 899-4600
G.M.: Jim Benning
Coach: Travis Green

VEGAS GOLDEN KNIGHTS

T-Mobile Arena
3780 Las Vegas Blvd South
Las Vegas, NV 89158
(702) 790-2663
G.M.: George McPhee
Coach: Gerard Gallant

CENTRAL DIVISION**CHICAGO BLACKHAWKS**

United Center
1901 W. Madison St.
Chicago, IL 60612
(312) 455-7000
G.M.: Stan Bowman
Coach: Joel Quenneville

COLORADO AVALANCHE

Pepsi Center
1000 Chopper Circle
Denver, CO 80204
(303) 405-1100
G.M.: Joe Sakic
Coach: Jared Bednar

DALLAS STARS

2601 Avenue of the Stars
Frisco, TX 75034
(214) 387-5500
G.M.: Jim Nill
Coach: Jim Montgomery

MINNESOTA WILD

317 Washington St.
St. Paul, MN 55102
(651) 602-6000
G.M.: Chuck Fletcher
Coach: Paul Fenton

NASHVILLE PREDATORS

Bridgestone Arena
501 Broadway
Nashville, TN 37203
(615) 770-2300
G.M.: David Poile
Coach: Peter Laviolette

ST. LOUIS BLUES

Enterprise Center
1401 Clark Ave at Brett Hull Way
St. Louis, MO 63103
(314) 622-2582
G.M.: Doug Armstrong
Coach: Mike Yeo

WINNIPEG JETS

Bell Place
345 Graham Ave.
Winnipeg, MB R3C 5S6
(204) 987-7825
G.M.: Kevin Cheveldayoff
Coach: Paul Maurice

**METROPOLITAN DIVISION****CAROLINA HURRICANES**

PNC Arena
1400 Edwards Mill Rd.
Raleigh, NC 27607
(919) 467-7825
G.M.: Don Waddell
Coach: Rod Brind'Amour

COLUMBUS BLUE JACKETS

Nationwide Arena
200 W. Nationwide Blvd.
Columbus, OH 43215
(614) 246-4625
G.M.: Jarmo Kekalainen
Coach: John Tortorella

NEW JERSEY DEVILS

Prudential Center
25 Lafayette Street
Newark, NJ 07102
(973) 757-6100
G.M.: Ray Shero
Coach: John Hynes

NEW YORK ISLANDERS

Barclays Center
620 Atlantic Ave.
Brooklyn, NY 11217
(917) 618-6700
G.M.: Lou Lamoriello
Coach: Barry Trotz

NEW YORK RANGERS

Madison Square Garden
Two Pennsylvania Plaza #14
New York, NY 10121
(212) 465 6486
G.M.: Jeff Gorton
Coach: David Quinn

PHILADELPHIA FLYERS

Wells Fargo Center
3601 South Broad St.
Philadelphia, PA 19148
(215) 465-4500
G.M.: Ron Hextall
Coach: Dave Hakstol

PITTSBURGH PENGUINS

CONSOL Energy Center
1001 Fifth Avenue
Pittsburgh, PA 15219
(412) 642-1300
G.M.: Jim Rutherford
Coach: Mike Sullivan

WASHINGTON CAPITALS

Kettler Capitals Iceplex
627 N. Glebe Rd., Suite 850
Arlington, VA 22203
(202) 266-2200
G.M.: Brian MacLellan
Coach: Todd Rierdan

ATLANTIC DIVISION**BOSTON BRUINS**

TD Garden
100 Legends Way
Boston, MA 02114
(617) 624-2327
G.M.: Don Sweeney
Coach: Bruce Cassidy

BUFFALO SABRES

First Niagara Center
One Seymour H. Knox III Plaza
Buffalo, NY 14203
(716) 855-4100
G.M.: Jason Botterill
Coach: Phil Housley

DETROIT RED WINGS

Little Caesars Arena
2645 Woodward Avenue
Detroit, MI 48201
(313) 471-7000
G.M.: Ken Holland
Coach: Jeff Blashill

FLORIDA PANTHERS

BB&T Center
One Panther Parkway
Sunrise, FL 33323
(954) 835-7000
G.M.: Dale Tallon
Coach: Bob Boughner

MONTREAL CANADIENS

Bell Centre
1909 Avenue des Canadiens-de-Montreal
Montreal, QC H3B 5E8
(514) 932-2582
G.M.: Marc Bergevin
Coach: Claude Julien

OTTAWA SENATORS

Canadian Tire Center
1000 Palladium Drive
Ottawa, ON K2V 1A5
(613) 599-0250
G.M.: Pierre Dorion
Coach: Guy Boucher

TAMPA BAY LIGHTNING

Amalie Arena
401 Channelside Drive
Tampa, FL 33602
(813) 301-6500
G.M.: Julien Brisebois
Coach: Jon Cooper

TORONTO MAPLE LEAFS

Air Canada Centre
40 Bay St.
Toronto, ON M5J 2X2
(416) 815-5400
G.M.: Kyle Dubas
Coach: Mike Babcock

HART MEMORIAL TROPHY - An annual award "to the player adjudged to be the most valuable to his team." Winner selected in a poll by the Professional Hockey Writers' Association at the end of the regular season schedule.

2018 Winner: Taylor Hall, New Jersey Devils

ART ROSS TROPHY - An annual award "to the player who leads the league in scoring points at the end of the regular season."

2018 Winner: Connor McDavid, Edmonton Oilers

MAURICE "ROCKET" RICHARD TROPHY - An annual award "to the player who leads the league in goals scored at the end of the regular season."

2018 Winner: Alex Ovechkin, Washington Capitals

CALDER MEMORIAL TROPHY - An annual award "to the player selected as the most proficient in his first year of competition in the National Hockey League." Winner selected in a poll by the Professional Hockey Writers' Association at the end of the regular season schedule.

2018 Winner: Mathew Barzal, New York Islanders

JAMES NORRIS MEMORIAL TROPHY - An annual award "to the defense player who demonstrates throughout the season the greatest all-around ability in the position." Winner selected in a poll by the Professional Hockey Writers' Association at the end of the regular season schedule.

2018 Winner: Victor Hedman, Tampa Bay Lightning

VEZINA TROPHY - An annual award "to the goalkeeper adjudged to be the best at his position, as voted by the general managers of each of the 30 clubs."

2018 Winner: Pekka Rinne, Nashville Predators

LADY BYNG MEMORIAL TROPHY - An annual award "to the player adjudged to have exhibited the best type of sportsmanship and gentlemanly conduct combined with a high standard of playing ability." Winner selected in a poll by the Professional Hockey Writers' Association at the end of the regular season schedule.

2018 Winner: William Karlsson, Vegas Golden Knights

FRANK J. SELKE TROPHY - An annual award "to the forward who best excels in the defensive aspects of the game." Winner selected in a poll by the Professional Hockey Writers' Association at the end of the regular season schedule.

2018 Winner: Anze Kopitar, Los Angeles Kings

CONN SMYTHE TROPHY - An annual award "to the most valuable player for his team in the playoffs." Winner selected in a poll by the Professional Hockey Writers' Association at the conclusion of the final game of the Stanley Cup Finals.

2018 Winner: Alex Ovechkin, Washington Capitals

WILLIAM M. JENNINGS TROPHY - An annual award "to the goalkeeper(s) having played a minimum of 25 games for the team with the fewest goals scored against it." Winners selected on regular season play.

2018 Winners: Jonathan Quick, Los Angeles Kings

JACK ADAMS AWARD - An annual award presented by the National Hockey League Broadcasters' Association "to the NHL coach adjudged to have contributed the most to his team's success." Winner selected by poll among members of the NHL Broadcasters' Association at the end of the regular season.

2018 Winner: Gerard Gallant, Vegas Golden Knights

BILL MASTERTON TROPHY - An annual award under the trusteeship of the Professional Hockey Writers' Association "to the National Hockey League player who best exemplifies the qualities of perseverance, sportsmanship, and dedication to hockey." Winner selected by poll among the 26 chapters of the PHWA at the end of the regular season.

2018 Winner: Brian Boyle, New Jersey Devils

LESTER PATRICK TROPHY - An annual award "for outstanding service to hockey in the United States." Eligible recipients are players, officials, coaches, executives, and referees. Winner selected by an award committee consisting of the Commissioner of the NHL, an NHL Governor, a representative of the New York Rangers, a member of the Hockey Hall of Fame Builder's section, a member of the Hockey Hall of Fame Player's section, a member of the U.S. Hockey Hall of Fame, a member of the NHL Broadcasters' Association, and a member of the Professional Hockey Writers' Association. Each (except the League President) is rotated annually.

2017-18 Winners: TBD

TED LINDSAY AWARD - An annual award presented to the NHL's outstanding player as selected by the members of the National Hockey League Players' Association.

2018 Winner: Connor McDavid, Edmonton Oilers

KING CLANCY MEMORIAL TROPHY - An annual award "to the player who best exemplifies leadership qualities on and off the ice and has made a noteworthy humanitarian contribution in his community."

2018 Winner: Daniel & Henrik Sedin, Vancouver Canucks

GENERAL MANAGER OF THE YEAR AWARD: An annual award in which voting is conducted among the 30 Club General Managers and a panel of NHL executives, print and broadcast media.

2018 Winner: George McPhee, Vegas Golden Knights

MARK MESSIER LEADERSHIP AWARD: An annual award "that recognizes an individual as a superior leader within their sport, and as a contributing member of society."

2018 Winner: Deryk Engelland, Vegas Golden Knights

PRESIDENTS' TROPHY - An annual award to the club finishing the regular season with the best overall record.

2018 Winner: Nashville Predators

Backchecking	Forwards in the attacking zone skate back to their own end to protect their own net and prevent opponent's shots on goal.	Man Advantage	A team with one or more players on the ice than the opposing team.
Boarding	An excessively violent board check against an opponent.	Minor Penalty	A two-minute penalty called for a variety of infractions, including holding, interference, cross-checking, delay of game, and too many men on the ice.
Body Check	The legal use of the body (most often the hip or shoulder) to knock an opponent off the puck.	Misconduct Penalty	A ten-minute penalty called against an individual. Substitutes are permitted to immediately replace a player serving a misconduct penalty.
Breakaway	A clear scoring opportunity where no defensive player is between the puck carrier and the goaltender.	Neutral Zone	The area (neither offensive or defensive) between the two blue lines.
Breakout	Beginning an offensive rush by passing the puck out of the defensive zone up into the neutral ice zone.	One-Timer	A shot towards the goal in which the shooter receives a pass and shoots the puck without stopping it.
Butt-Ending	Use of the shaft end of the stick in a jabbing motion to hit an opponent.	Off-Side	Occurs when both skates of an attacking player cross the blue line into the attacking zone before the puck. Results in a face-off in the neutral zone.
Charging	Taking more than three skating strides prior to checking an opponent.	Penalty Killing	The act of preventing goals while playing shorthanded.
Cross-Checking	Hitting an opponent with both hands on the stick and no part of the stick on the ice.	Penalty Shot	A one-on-one breakaway situation awarded to an attacker when that attacker is fouled from behind and is denied a breakaway scoring opportunity, or when the goaltender deliberately displaces the goal post during the course of a breakaway, or when a defensive player falls on the puck in his own goal crease.
Delay of Game	When any player, while in his defending zone, shoots the puck directly (non-deflected) out of the playing surface, except where there is no glass, a penalty will be assessed for delaying the game. When the puck is shot into the players' bench, the penalty will not apply. When the puck is shot over the glass behind the players' bench, the penalty will be assessed.	Point	A position just inside the attacking blue line usually occupied by a defenseman when their team is in control of the puck inside the attack zone.
Diving	A minor penalty may be assessed for any player who "dives" or embellishes a fall or reaction to draw a penalty.	Poke Check	A defensive play in which the puck is removed from the possession of an attacker with the blade of the stick.
Drop Pass	A pass in which the player carrying the puck leaves it behind for a trailing teammate.	Power Play	Occurs when a team has a one or two man advantage over the opposition due to penalties.
Face-Off	The act of dropping the puck between opposing players to begin play.	Shootout	The shootout is used to decide tie games. The "breakaway" is the most exciting play in hockey, and the shootout gives each team the opportunity to use the breakaway in order to determine a winner. If the game remains tied following sudden-death overtime, then a shootout will occur. Three players from each team will participate in the shootout in the order the coach selects. The teams alternate shots. The team with the most goals after each team has taken three shots is declared the winner, unless the outcome is determined earlier in the shootout (example: if Team A is ahead 2-0 after each team has taken two shots). If the score remains tied, the shootout will proceed to a "sudden death" format until there is a winner.
Five-Hole	The area where a shooter would attempt to score between a goalie's pads.	Shorthanded	Occurs when the opposition team has a one or two man advantage due to penalties.
Freezing the puck	Pinning the puck against the boards with either the stick or the skates.	Slashing	Hitting an opposing player with the stick or swinging the stick at an opposing player.
Game Misconduct	A penalty that disqualifies a player for the remainder of the game.	Slot	The area directly in front of the goal crease (between the face-off circles) where many scoring opportunities take place.
Goal Crease	The blue semicircular area in front of each goal designed to protect goalies from interference by attacking players.	Spearing	Stabbing an opponent with the point of the stick blade while the stick is being carried in one or both hands.
Hat Trick	Three goals in a single game by a single player. If a player scores three consecutive goals in a game it is known as a "natural hat trick."	"Tag-Up" Rule	If while an offside is delayed, the linesman shall nullify the offside if all players of the offending team clear the zone by making skate contact with the blue line, permitting the attacking players to re-enter the zone or if the defending team passes or carries the puck into the neutral zone. Play will continue if offensive players who preceded the puck into the attacking zone return to the blue line and "tag" it.
Head Manning	A forward pass made to an attacking teammate farther up the ice.		
Icing	Shooting the puck from behind the red line (center ice) beyond the opponent's goal line. After an icing call, a face-off is held in the offender's zone. Icing is legal when a team is shorthanded, when the puck passes through the goal crease, if the goalie plays the puck, if a defensive player could have played the puck, or if an attacking player touches the puck first. A team that ices the puck will not be permitted to make any player substitutions prior to the ensuing face-off. The determination of players on-ice will be made when the puck leaves the offending player's stick.		
Interference	Illegal body contact with an opponent who is not in possession of the puck, or knocking an opponent's fallen stick out of his reach.		
Major Penalty	A five-minute penalty called for fighting or flagrant minor infractions, such as high-sticking, butt-ending, or elbowing.		

Assist	An assist is awarded to the player or players (maximum of two) who touched the puck prior to the goal, provided no defender plays or possesses the puck in between.	Power-Play Goal	A goal scored by a Club while it has a manpower advantage due to an opponent's penalty. Following are some examples of what is and is not considered a power-play goal: <ul style="list-style-type: none"> • if a Club has an advantage on a minor penalty starting at 2:02 of the period and it scores at 4:02, the goal is not a power-play goal. • if a Club scores on a delayed penalty, the goal is not a power-play goal. • if a Club has an advantage due to a five-minute major or match penalty, that Club is always credited with having one more advantage than the number of power-play goals it scores during that advantage, because the penalty does not expire. A new advantage begins after each power-play goal. For example, if Team A scores three goals during a major penalty, it is credited with four advantages. • if a Club is on a power-play for any length of time, it is considered to have had an advantage. • if a minor penalty is incurred by a Club on a power-play due to a major penalty, a new advantage is given to that Club when its minor penalty expires, provided the opponent's major penalty is still in effect.
Coaches Record	A coach receives a "W" for a win in regulation, overtime or shootout; an "L" for a loss in regulation; or an "OT" for a loss in overtime or shootout.		
Game Played	A player receives credit for playing in a game if: i) he steps on the ice during time played or; ii) serves any penalty.		
Game-Winning Goal	After the final score has been determined, the goal which leaves the winning Club one goal ahead of its opponent is the game-winning goal (example: if Team A beats Team B 8-3, the player scoring the fourth goal for Team A receives credit for the game-winning goal).		
Goal	A goal is awarded to the last player on the scoring Club to touch the puck prior to the puck entering the net.		
Goals-Against Average	Multiply goals allowed (GA) by 60 and divide by minutes played (MINS).	Power-Play Percentage	Total number of power-play goals divided by total number of power-play opportunities.
Goaltender Record	A goaltender receives a "W" for a win in regulation, overtime or shootout; an "L" for a loss in regulation; or an "OT" for a loss in overtime or shootout.	Save Percentage	Subtract goals allowed (GA) from shots against (SA) to determine saves. Then divide saves by shots-against.
Penalty-Killing Pct.	Subtract total number of power-play goals allowed from total number of shorthanded situations to get total number of power-plays killed. Divide the total number of power-plays killed by the total number of shorthanded situations.	Shooting Percentage	Divide the number of goals scored by the number of shots taken.
Plus-Minus	A player receives a "plus" if he is on the ice when his Club scores an even-strength or shorthand goal. He receives a "minus" if he is on the ice for an even-strength or shorthand goal scored by the opposing Club. The difference in these numbers is considered the player's plus-minus statistic.	Shorthand Goal	A goal scored by a Club while it is at a manpower disadvantage. The same cases apply for shorthand as for power-play goals, but in the opposite manner.
		Shot on Goal	If a player shoots the puck with the intention of scoring and if that shot would have gone in the net had the goaltender not stopped it, the shot is recorded as a "shot on goal".
		Shutout	If two goaltenders combine for a shutout, neither receives credit for the shutout. Instead it is recorded as a Club shutout.
		Tenths of a Second	If a penalty or goal occurs in the last minute, the time is rounded off to the previous second (ex: if a penalty is called with 12.4 seconds left in a period, the time is indicated as 19:47 and not 19:48.)

REFEREES

NAME	NUMBER
Anderson, Reid*	49
Blandina, Brandon*	39
Brenk, Jacob	26
Charron, Francis	6
Chmielewski, Tom	18
Dunning, Mitch*	43
Dwyer, Gord	19
Furlatt, Eric	27
Halkidis, Beaudry*	48
Hanson, Trevor	14
Hebert, Ghislain	22
Hebert, Jean	15
Joannette, Marc	25
Kozari, Steve	40
Lambert, Pierre	37
L'Ecuyer, Frederick	17
Lee, Chris	28
Luxmore, Thomas John	21
MacDougall, Peter*	45
Markovic, Michael*	47
McCauley, Wes	4
Mclsaac, Jon	2
Meier, Brad	34
Morton, Dean	36
Nicholson, Kendrick	30
O'Donnell, Conor*	39
O'Halloran, Dan	13
O'Rourke, Dan	9
Peel, Tim	20
Pochmara, Brian	16
Pollock, Kevin	33
Rank, Garrett	7
Rehman, Kyle	10
Rooney, Chris	5
Schlenker, Chris	3
Skilliter, Graham	24
South, Furman*	44
Schrader, Brandon*	46
St-Laurent, Francois	38
St. Pierre, Justin	12
Sutherland, Kelly	11
Syvret, Corey*	42
Walsh, Ian	29
Watson, Brad	23

LINESMEN

NAME	NUMBER
Alphonso, Shandor	52
Amell, Derek	75
Baker, Tyson*	88
Barton, Steve	59
Berg, Devin	87
Brisebois, David	96
Cameron, Lonnie	74
Cherrey, Scott	50
Cormier, Michel	76
Daisy, Ryan	81
Devorski, Greg	54
Driscoll, Scott	68
Galloway, Ryan	82
Gawryletz, Brandon	64
Gawryletz, Travis	67
Gibbons, Ryan	58
Gibbs, Darren	66
Knorr, Trent	63
Kovachik, Brad	71
Mach, Brian	78
MacPherson, Matt	83
Marquis, Jesse*	86
Miller, Steve	89
Mills, Bevan*	53
Murchison, Kiel	79
Murphy, Brian	93
Murray, Jonny	95
Nagy, Kory	97
Nansen, Derek	70
Nowak, Tim	77
Pancich, Bryan	94
Racicot, Pierre	65
Rody, Vaughan	73
Sericolo, Anthony	84
Smith, Andrew	51
Shewchyk, Mark	92
Suchanek, Libor	60
Tobias, James*	61

*Minor league officials

Abduction: Movement of a joint away from the center of the body.

AC Joint (Acromioclavicular joint): Joint of the shoulder where acromion process of the shoulder blade and the distal end of the collarbone meet; most shoulder separations occur at this point.

Adduction: Movement of a joint toward the center of the body.

Adhesion: Abnormal adherence of collagen fibers to surrounding structures during immobilization following trauma or as a complication of surgery which restricts normal elasticity of the structures involved; or scar tissue which forms after trauma or surgery which can restrict normal motion.

Aerobic: Exercise in which energy needed is supplied by oxygen inspired and is required for sustained periods of vigorous exercise with a continually high pulse rate.

Anabolic Steroids: Steroids that promote tissue growth by creating protein in an attempt to enhance muscle growth. The main anabolic steroid is testosterone (male sex hormone).

Anaerobic: Exercise without the use of oxygen as an energy source; short bursts of vigorous exercise.

Anterior Cruciate Ligament (ACL): A primary stabilizing ligament within the center of the knee joint that prevents hyperextension and excessive rotation of the joint. A complete tear of the ACL necessitating reconstruction could require up to 12 months of rehabilitation.

Anti-Inflammatory: Any agent which prevents inflammation, such as aspirin or ibuprofen.

Arteriogram: A film demonstrating arteries after injection of a dye.

Arthrogram: X-ray technique for joints using air and/or dye injected into the affected area; useful in diagnosing meniscus tears of the knee and rotator cuff tears of the shoulder.

Arthroscope: An instrument used to visualize the interior of a joint cavity.

Arthroscopy: A surgical examination of the internal structures of a joint by means of observation through an arthroscope. An arthroscopic procedure can be used to remove or repair damaged tissue or as a diagnostic procedure in order to inspect the extent of any damage or confirm a diagnosis.

Atrophy: To shrivel or shrink from disuse; as in muscular atrophy.

Baker's Cyst: Localized swelling of a bursa sac in the back of the knee as a result of fluid that has escaped from the knee capsule. A Baker's cyst indicates that there is a trauma inside the knee joint that leads to excessive fluid production.

Bone Scan: An imaging procedure in which a radioactive-labeled substance is injected into the body to determine the status of a bone injury. If the radioactive substance is taken up by the bone at the injury site, the injury will show as a 'hot spot' on the scan image. The bone scan is particularly useful in the diagnosis of stress fractures.

Bursa: A fluid-filled sac located in areas where friction is likely to occur. The bursa sac minimizes the friction, for example, between a tendon and bone.

Cartilage: Smooth, slippery substance preventing two ends of bones from rubbing together and grating. Most joints use this to cover bones next to each other. A meniscus is made of cartilage.

CAT Scan (Computerized Tomography): Use of a computer to produce a cross-sectional view of the anatomical part being investigated from x-ray data.

Chondromalacia: Roughening of the articular cartilage. Best known for the roughening of the underside of the kneecap, which can occur in any kneecap injury.

Clavicle: Collarbone; the bone connecting the breastbone with the shoulder blade.

Closed Reduction: Re-alignment of a fracture or dislocation without surgery.

Coccyx: The 'tailbone,' a group of four vertebrae that are fused together to form a small triangular bone, located at the terminal end of the spine.

Concussion: Jarring injury of the brain resulting in dysfunction. It can be graded as mild, moderate or severe, depending on loss of consciousness, amnesia and loss of equilibrium.

Contusion: An injury to a muscle and tissues caused by a blow from a blunt object.

Corticosteroids: Used to suppress joint inflammation and inflammation in a bursa or near tendons.

Cryotherapy: A treatment with the use of cold.

Cyst: Abnormal sac containing liquid or semi-solid matter.

Degenerative Joint Disease: Changes in the joint surfaces as a result of repetitive trauma and 'wear and tear'.

Deltoid Ligament: Ligament that connects the tibia to bones of the medial aspect of the foot and is primarily responsible for stability of the ankle on the medial side. Is sprained less frequently than other ankle ligaments.

Deltoid Muscle: Muscles at the top of the arm, just below the shoulder, responsible for shoulder motions in the front, side and back.

Disc, Intervertebral: A flat, rounded plate between each vertebrae of the spine. The disc consists of a thick fiber ring which surrounds a soft gel-like interior. It functions as a cushion and shock absorber for the spinal column.

Dislocation: Complete displacement of joint surfaces.

Electromyogram (EMG): Test to determine nerve function.

Epicondylitis: Inflammation of tendons at the elbow due to overuse. Common in tennis players (outer part of elbow) and golfers (inner part of elbow)

Etiology: Study of the cause of injury and disease.

Extension: Action of straightening of a joint as achieved by an extensor muscle.

Fascia: A connective tissue sheath consisting of fibrous tissue and fat which unites the skin to the underlying tissue.

Fat Percentage: The amount of body weight that is adipose, fat tissue. Fat percentage can be calculated by underwater weighing, measuring select skinfold thickness or by analyzing electrical impedance.

Femur: Thighbone; longest bone in the body.

Fibula: Smaller of the two bones in the lower leg; runs from the knee to the ankle along the outside of the lower leg.

Flexibility: The ability of muscle to relax and yield to stretch forces.

Fracture: Breach in continuity of a bone. Types of fractures include simple, compound, comminuted, greenstick, incomplete, impacted, longitudinal, oblique, open, stress or transverse.

Glenohumeral: The shoulder girdle; consists of the glenoid capsule, head of the humerus and labrum.

Glenoid: Cavity of the scapula into which the head of the humerus fits to form the shoulder girdle.

Glenoid Labrum: A rim of fibrocartilaginous tissue attached around the margin of the glenoid fossa.

Grade One Injury: A mild injury in which ligament, tendon or other musculoskeletal tissue may have been stretched, but not torn or otherwise disrupted.

Grade Two Injury: A moderate injury in which musculoskeletal tissue has been partially, but not totally torn, causing appreciable limitation in function of the injured tissue.

Grade Three Injury: A severe injury in which tissue loss has been significant, and in many cases, totally torn or otherwise disrupted, causing a virtual loss of function.

Groin: Junction of the thigh and abdomen, location of muscles that rotate, flex and adduct the hip.

Hammer Toe: Condition when the first digit of a toe is at a different angle than the remaining digits of the same toe.

Hamstring: Category of muscle that runs from the buttocks to the knee along the back of the thigh. It functions to flex the knee and is often times injured as a result of improper conditioning or lack of muscle flexibility.

Hemarthrosis: Accumulation of blood within a joint as a result of an acute injury.

Hematoma: Mass produced by an accumulation of coagulated blood in a cavity or in soft tissues.

High Ankle Sprain: Disruption of thick connective tissue between the tibia and fibula above the ankle joint.

Hip Pointer: Contusion to the iliac crest.

Hydrotherapy: Treatment using water.

Hyperextension: Extreme extension of a limb or body part.

Ice and Stimulation: Use of ice to reduce inflammation and muscle stimulation by surface electrodes to maintain muscle strength used in rehabilitation of injury.

Iliotibial Band: A thick, wide fascial layer that runs from the iliac crest to the knee joint on the outside of the thigh.

Inflammation: The body's natural response to injury in which the injury site might display various degrees of pain, swelling, heat, redness and/or loss of function.

Isometric Contraction: Muscular contraction in which tension is developed but no mechanical work is done.

Labrum (Labrum Glenoidale): The cartilage of the glenoid cavity in the shoulder. A lip-edged or lip-like structure.

Lateral Collateral Ligament (LCL): Ligament of the knee along the outer aspect that connects the femur to the fibula. It provides lateral stability to the joint.

Ligament: Band of fibrous tissue that connects bone to bone or bone to cartilage and supports and strengthens joints.

Magnetic Resonance Imaging (MRI): Imaging procedure in which a radio frequency pulse causes certain electrical elements of the injured tissue to react to this pulse and through this process a computer display and permanent film establish a visual image. MRI does not require radiation and is very useful in the diagnosis of soft tissue, disc and meniscus injuries.

Mandible: Jaw bone

Medial Collateral Ligament (MCL): Ligament of knee along the inner aspect that connects the femur to the tibia.

Meniscus: Crescent-shaped cartilage, usually pertaining to the knee joint; also known as cartilage. There are two menisci in the knee - medial and lateral. These work to absorb weight within the knee and provide stability.

Metacarpals: Five long bones of the hand, joining the fingers to the wrist.

Metatarsals: Five long bones of the foot, running from the ankle to the toes.

Myositis: Inflammation of a muscle.

Open Reduction: Re-alignment of a fracture or dislocation with surgery.

Orthotic: Any device applied to or around the body of physical impairment of disability. Commonly used to control foot mechanics.

Osteochondritis Dessicans: A piece of bone and/or cartilage loosened from its attachment after trauma and a cause of a lesion.

Osteomyelitis: An inflammatory disease of bone caused usually by infection with streptococcus or staphylococcus bacteria.

Patella: The kneecap. The patella functions to protect the distal end of the femur as well as increase the mechanical advantage and force generating capacities of the quadriceps muscle group.

Plantar Fasciitis: Inflammation of the plantar (a thick tissue on the bottom of the foot which helps create the arch) fascia; associated with overuse or acute foot injury.

Posterior Cruciate Ligament (PCL): A primary stabilizing ligament of the knee that provides significant stability and prevents displacement of the tibia backward within the knee joint. A complete tear of this ligament necessitating reconstruction could require up to 12 months of rehabilitation.

Quadricep Muscles: A group of four muscles of the front thigh that run from the hip and form a common tendon at the patella; they are responsible for knee extension.

Radius: Bone in the forearm from elbow to the thumb side of the wrist.

Reconstruction: Surgical rebuilding of a joint using natural, artificial or transplanted materials.

Rotator Cuff: Comprised of four muscles in the shoulder area that can be irritated by overuse. The muscles are the supraspinatus (most commonly injured), infraspinatus, teres minor and subscapularis.

Sacroiliac: Junction of the sacrum, the lower back bone, with the pelvis.

Sacrum: Group of five fused vertebrae located just below the lumbar vertebrae of the lower back, which form part of the pelvis.

Scapula: Shoulder blade.

Sciatica: Irritation of the sciatic nerve resulting in pain or tingling running down the inside of the leg.

Sciatic Nerve: Major nerve that carries impulses for muscular action and sensations between the low back and thigh and lower leg; it is the longest nerve in the body.

Shin Splint: A catch-all syndrome describing pain in the shin that is not a fracture or tumor and cannot be defined otherwise.

Spleen: Large, solid organ responsible for the normal production and destruction of blood cells located under the left rib cage. Spondylosis: Abnormal vertebral fixation or immobility, or a general term for arthritis of the spine.

Sprain: Injury resulting from the stretching or twisting of the joint and causes various degrees of stretching or tearing of a ligament or other soft tissue at the joint.

Strain: Injury resulting from a pulling or torsion to the muscle or tendon that causes various degrees of stretching or tearing to the muscle or tendon tissue.

Stress Fracture: A hair-line type of break in a bone. Caused by overuse.

Subluxation: Partial dislocation of a joint. The term usually implies that the joint can return to a normal position without formal reduction.

Synovial Fluid: Lubricating fluid for joints and tendons, produced in synovium, or the inner lining of a joint.

Synovitis: Inflammation of the synovial lining of a joint.

Talus: The ankle bone that articulates with the tibia and fibula to form the ankle joint.

Tarsals: Group of seven bones of the foot consisting of the calcaneus, talus, cuboid and three cuneiform bones.

Tendinitis: Inflammation of the tendon and/or tendon sheath, caused by chronic overuse or sudden injury.

Tendon: Tissue that connects muscle to bone.

Tenosynovitis: Swelling or inflammation of a tendon sheath caused by calcium deposits, repeated strain or trauma.

Tibia: Shin bone; larger of the two bones of the lower leg and is the weight-bearing bone of the shin.

Transcutaneous Electrical Nerve Stimulator (TENS): An electrical modality that sends a mild current through pads at the injury site which stimulates the brain to release the natural analgesic endorphin.

Transverse Process: Small lateral projection off the right and left side of each vertebrae that functions as an attachment site for muscles and ligaments of the spine.

Triceps: Muscle of the back of the upper arm, primarily responsible for extending the elbow.

Ulna: Inner bone of the forearm that runs from the tip of the elbow to the little finger side of the wrist.

Ulnar Nerve: Nerve in the elbow commonly irritated from excessive throwing.

Ultrasound: An electrical modality that transmits a sound wave through an applicator into the skin to the soft tissue in order to heat the local area for relaxing the injured tissue and/or disperse edema... Also a type of imaging study for certain body areas.

"Wind Knocked Out": Syndrome describing a contraction of the abdominal nerve trunk, the solar plexus, as a result of an abdominal contusion.



ARIZONA
SPORTS
98.7 FM



ARIZONA 98.7 FM
SPORTS

YOUR HOME FOR ARIZONA COYOTES